



# Funding Brighter Futures:

How Local Governments are Enhancing  
Investments in Kids

A nonprofit, nonpartisan action tank

- Dedicated to making sure all young people are **Ready by 21<sup>®</sup>** - for college, work and life
- Working with leaders in communities and states to strengthen **Partnerships, Practices and Policies** that affect children and youth
- Providing research-based tools, coaching and technical assistance



# The Children's Funding Project

## FIND. ALIGN. GENERATE. EVALUATE.

**FIND** Cities and localities must develop the capacity to rigorously identify, track, analyze, and forecast funding sources and funding needs for services that support children and youth.

**ALIGN** To address gaps and overlaps in the existing funding landscape, local government must be prepared to make adjustments in how funding is allocated, managed, and accounted for within agencies.

**GENERATE** Localities must assess need, explore feasibility, facilitate community engagement, launch a campaign, and plan the administration of new locally-generated funds to address gaps in meeting the needs of all children and youth.

**EVALUATE** As communities do the hard work to find, align and generate new dedicated funding streams for children and youth services, they must also consider methods to measure the impact of their investments.

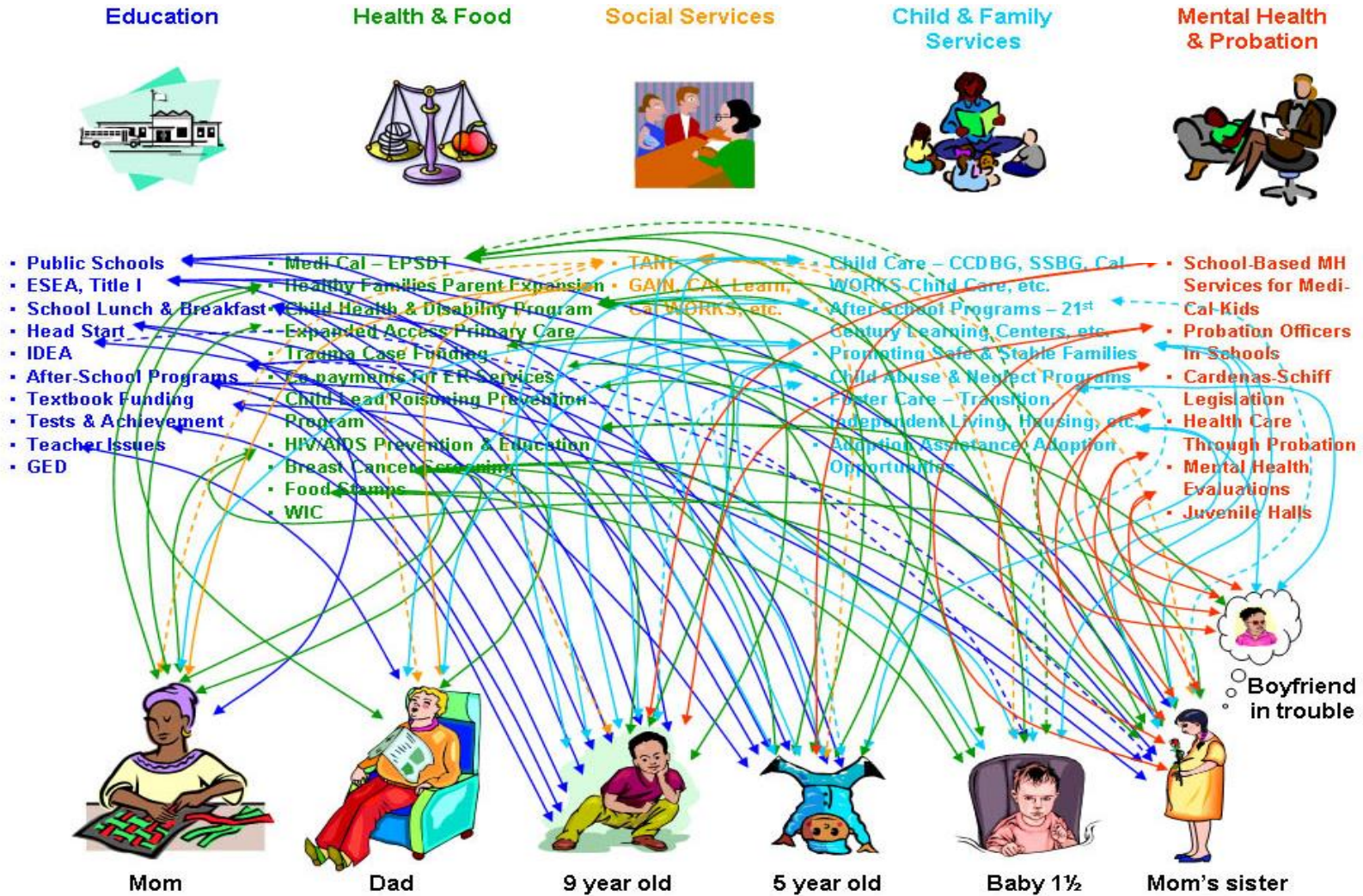
## The Children's Funding Project

### FIND. ALIGN. GENERATE. EVALUATE.

The Children's Funding Project is structured to:

- **Increase understanding** of the four funding levers – *finding* funding sources, *aligning* resources, *generating* new funding, and *evaluating* the effectiveness of funding sources.
- **Showcase examples** of communities that successfully map their resources, blend and braid resources, enact new dedicated funding mechanisms, allocate new resources, and assess their effectiveness.
- **Strengthen the capacity** of communities to find, align, generate and evaluate their funding by providing training, tools, and coaching.
- **Build momentum** for a new, more pro-active approach to children's funding.

# A typical U.S. city:

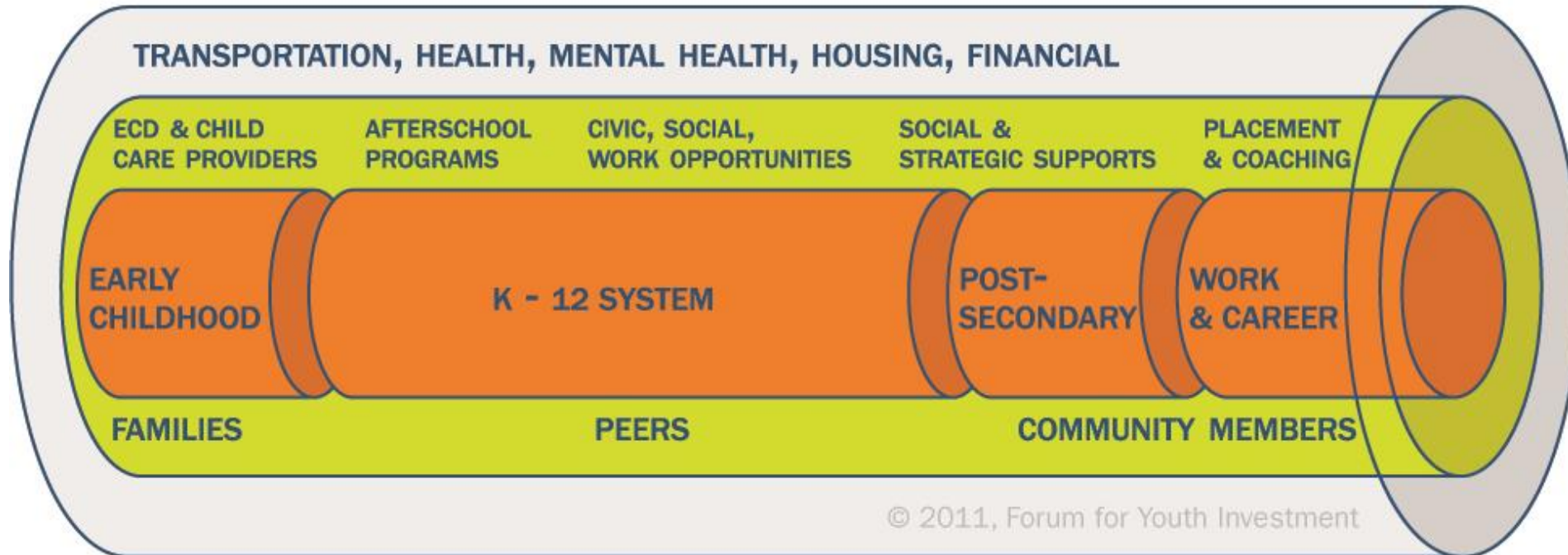


Children's Services in Los Angeles County

SOURCE:  
Margaret Dunkle

## The Insulated Pipeline:

Cradle to Career Investments - What do they cost? Who pays?



<b>Primary Outcome Area</b>	<b>Pre K (0-5)</b> <i>Total: \$4.2 M</i>	<b>School Age (6-10)</b> <i>Total: \$6.9 M</i>	<b>Middle (11-14)</b> <i>Total: \$13.8 M</i>	<b>High (15-18)</b> <i>Total: \$13 M</i>	<b>Young Adult (19-24)</b> <i>Total: \$5.3 M</i>	<b>Families</b> <i>Total: \$2.4 M</i>
<b>Academically Successful</b> <i>Total: \$1.5 M</i>	\$0.1 M	\$0 M	\$0.2 M	\$0.7 M	\$0.4 M	\$0.1 M
<b>Vocationally Successful</b> <i>Total: \$0.5 M</i>	\$0 M	\$0 M	\$0.1 M	\$0.3 M	\$0.2 M	\$0 M
<b>Healthy</b> <i>Total: \$18.8 M</i>	\$2.1 M	\$1.9 M	\$6.2 M	\$4.9 M	\$2.8 M	\$0.9 M
<b>Safe</b> <i>Total: \$17.5 M</i>	\$1.2 M	\$4.1 M	\$5.4 M	\$5.2 M	\$1.1 M	\$0.5 M
<b>Socially Engaged</b> <i>Total: \$7.1 M</i>	\$0.9 M	\$0.9 M	\$1.9 M	\$1.9 M	\$0.7 M	\$0.9 M
<b>Civically Engaged</b> <i>Total: \$0 M</i>	\$0 M	\$0 M	\$0 M	\$0 M	\$0 M	\$0 M

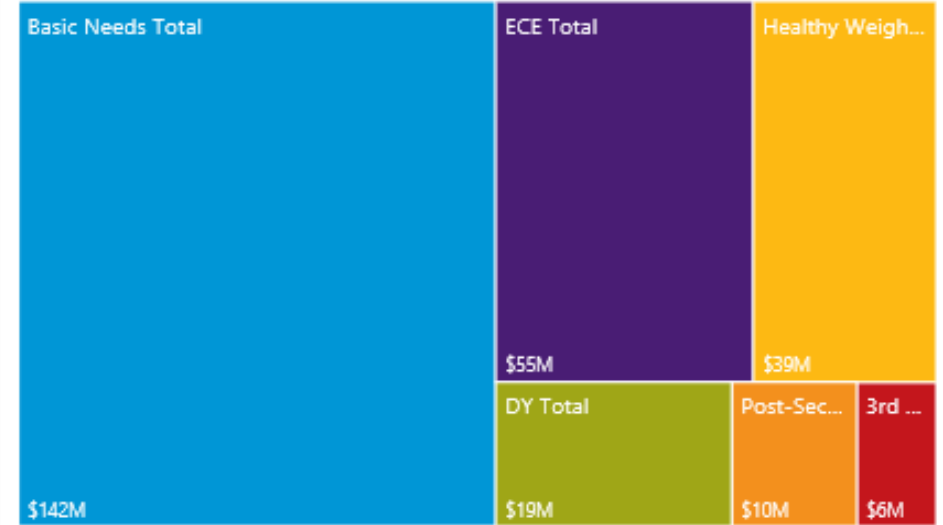
## County Dashboard of Spending

By ages and outcomes

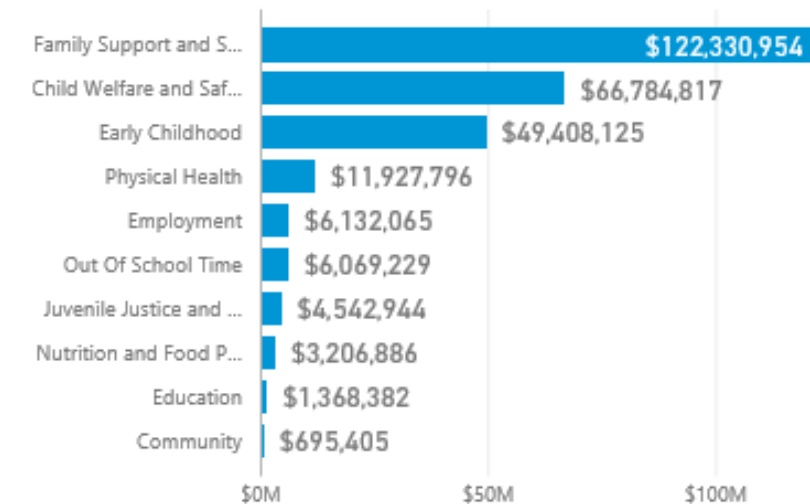
### Denver Children's Cabinet Fiscal Map of Child and Youth Spending

Agency	Program	Total Funding
Arts and Venues	Chance to Dance	\$13,000
Arts and Venues	Cultural Field Trips	\$4,000
Arts and Venues	Cultural Partner Program	\$20,000
Arts and Venues	Five Points Jazz Festival	\$7,000
Arts and Venues	Teacher Scholarships	\$6,000
Arts and Venues	Urban Arts Fund	\$73,250
Arts and Venues	Youth One Book One D...	\$22,100
Denver County Court	Child Care Center	\$216,135
Denver County Court	Juvenile Courtroom 4F	\$352,891
Denver Health and Hos...	AIM	\$255,025
Denver Health and Hos...	CCCAP	\$2,600,000
Denver Health and Hos...	Medical Career Collabo...	\$100,000
Denver Health and Hos...	School Based Health C...	\$8,361,411
<b>Total</b>		<b>\$272,466,603</b>

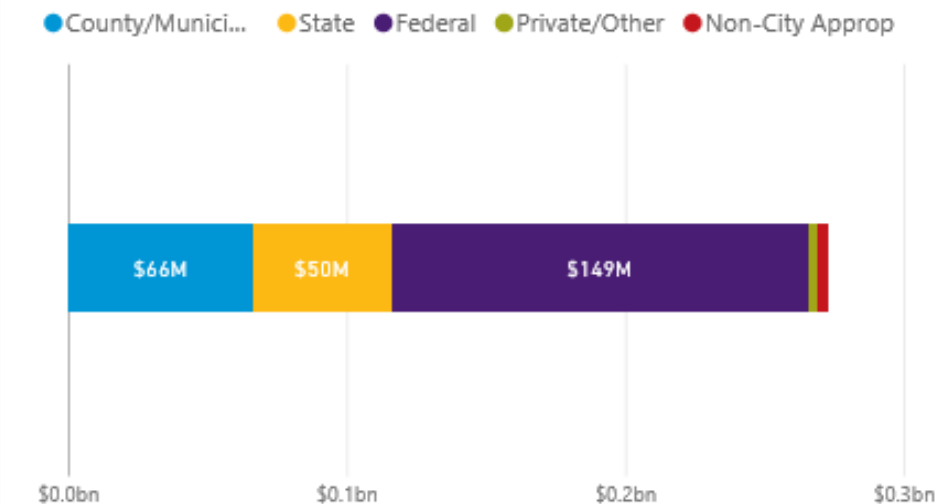
### Investments by Goal



### Total Funding by Primary Service

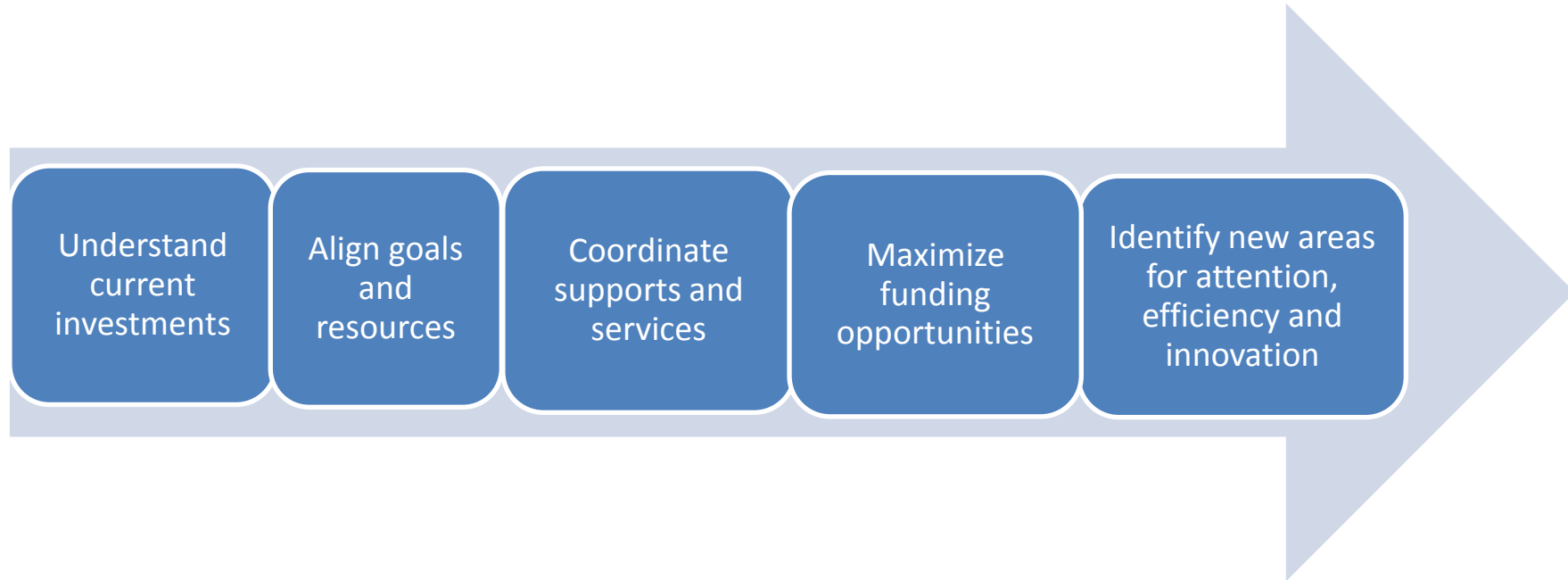


### Funding Source





## Why Create a Fiscal Map?




# Resources

## *Adding It Up: Mapping Public Resources for Children, Youth and Families*

- **The Brochure** - Highlights what a resource map can do
- **The Rationale** - Understand why it's necessary and how it gets done
- **The Guide** - Tools, guidance and examples to get you started in the work

<http://forumfyi.org/content/adding-it-brochure-rationale-and-guide-mapping-public-resources-children-youth-families>



## *Federal Resources:*

**Catalog of Federal Domestic Assistance** contains detailed program descriptions for 2,307 Federal assistance programs.

**USASpending.gov** (OMB) established the single searchable website which includes details on all federal grant awards.

**Map My Community** is an interactive mapping tool on the FindYouthInfo.gov page to locate federally supported youth programs in your community.

**First Focus Children's Budget** is a detailed guide to federal spending on children.

## How many of these 10 potential sources have you actively pursued? Any Success?

- Local Dollars
- State Dollars
- Federal Dollars
- Local United Way
- Local Foundations
- National Foundations
- Individual Donors
- Corporations
- Fee Based Services
- Dedicated Funding Streams

## Why now? A window of opportunity.



### 1) The opportunity divide

Investing 8 to 1 in enrichment from wealthy to poor

### 2) No new federal or state resources

14% decline in federal spending since 2010

### 3) Prevention and youth development works

But the lion's share of resources go to fix problems

### 4) Use of evidence takes time, money and stability

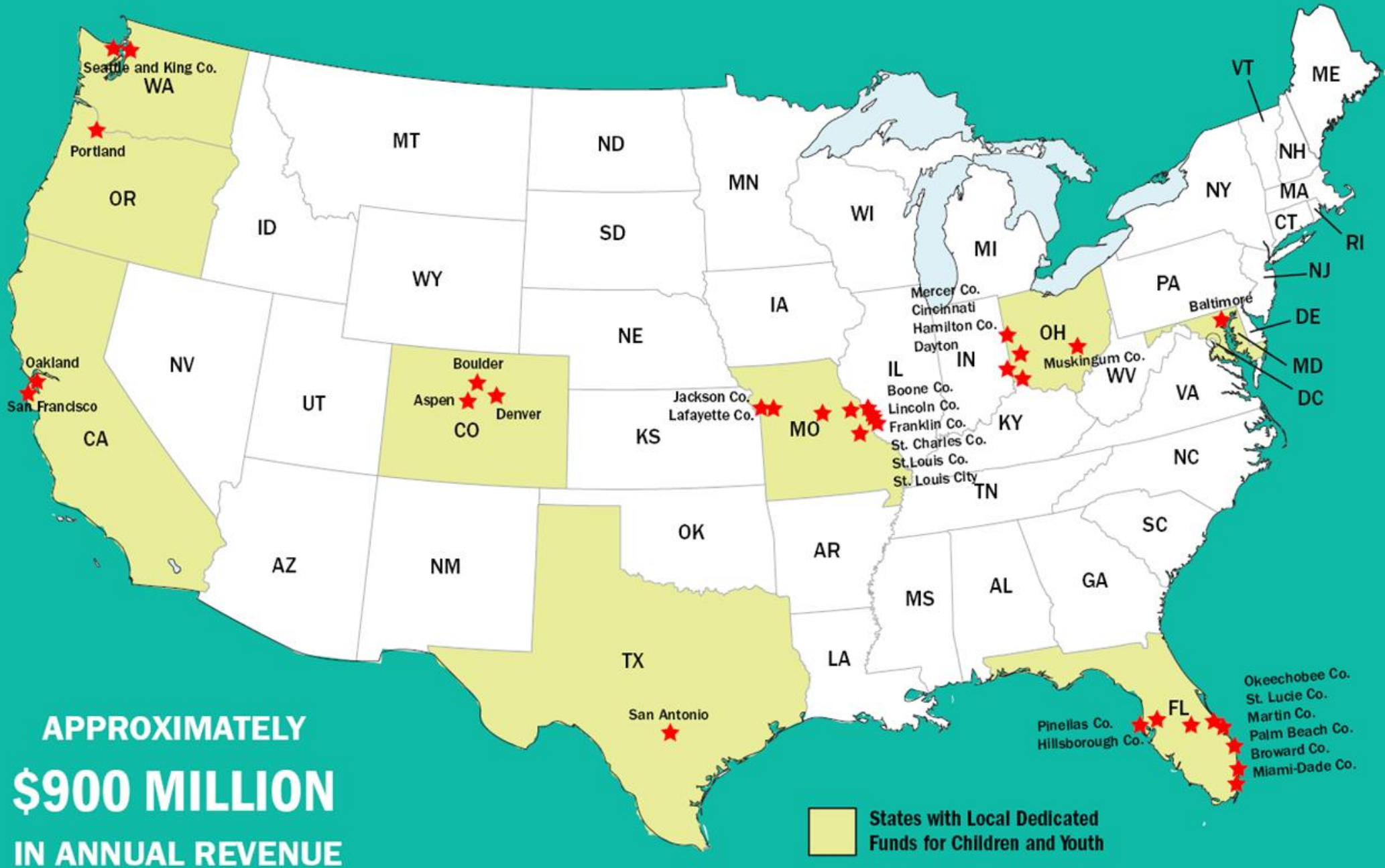
Communities with long term sustainable funding are able to invest in what works

### 5) Collective impact partnerships are ready

More sophisticated partnerships and backbone organizations to organize and implement

### 6) Voters are willing

11 of 14 Nov 2016 ballot measures on children's funds passed



**APPROXIMATELY  
\$900 MILLION  
IN ANNUAL REVENUE**

# Options for Boston to consider:

## Property tax increase?

- King County, Wash. – Best Starts for Kids

## Special fees?

- Soda Tax – Philly, Oakland, Berkley
- Entertainment ticket fees – Detroit considering

## State enabling legislation?

- Florida – 8 County Children’s Services Councils (special property taxing districts)
- Missouri – 9 County Children’s Services Councils (sales tax for specific purpose)

## Set aside of city budget?

- San Francisco Children’s Fund (4% of city property taxes)
- Baltimore Youth Fund (3% of property assessment)

## Developer impact fees?

- San Francisco and Sacramento for early childhood

# Ballot initiatives are hard but the benefits are worth it...

- Expansion of services - new populations, neighborhoods, eliminate waiting lists,
- Creativity and flexibility – school-based system, ending homelessness, diversion, anchor institutions, youth initiated projects
- System building – capacity building, evaluation, coordination, accountability
- Leveraging – can double resources, Pay for Success, private sector incentives
- Constituency building – community ownership and support – 75% vote “yes” for re-authorization

**New Children's Funding Project webpage!**  
**<http://forumfyi.org/childrens-funding-project>**

To learn more about technical assistance and to stay involved in the Children's Funding Project contact:

Elizabeth Gaines, Senior Fellow, Forum for Youth Investment  
[Elizabeth@forumfyi.org](mailto:Elizabeth@forumfyi.org) or 202-207-3714