



**DOUBLE NAUTICAL LIGHT POLE
EXISTING CONDITIONS - EXHIBIT X-13A**

extenet YOUR NETWORK.
EVERYWHERE.
SYSTEMS

3030 WARRENVILLE RD
LISLE, IL 60532
(630) 505-3800
WWW.EXTENETSYSTEMS.COM

PIKE
TELECOM

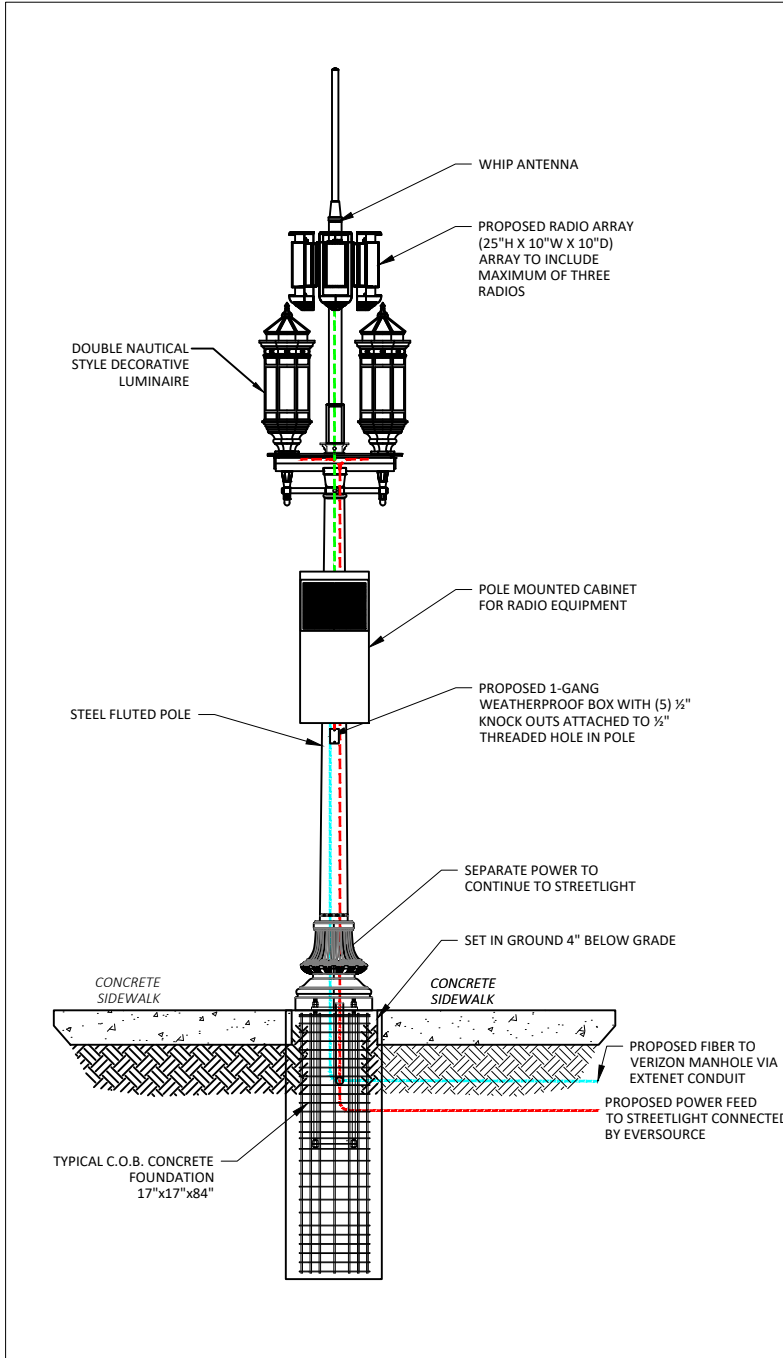
21 Oxford Rd
Mansfield, MA 02048
www.piketelecom.org
1-508-337-7600

SUBMITTALS

REV	DATE	DESCRIPTION	INITIALS
1	1/20/20	FOR SUBMITTAL	MS

13A-OR

NEW TECHNOLOGY NOTE:
 THE MAXIMUM ANTENNA SYSTEM SHOWN MAY BE INSTALLED
 IN CONJUNCTION WITH THE PREVIOUSLY APPROVED EXHIBIT X
 ANTENNA OR AS A STANDALONE CONFIGURATION.

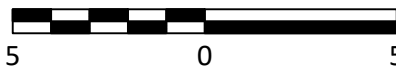


GENERAL NOTES:

1. ALL DISTANCES, DIMENSIONS, LOCATIONS, EQUIPMENT DESIGNATIONS AND SPECIFICATIONS ARE APPROXIMATE.
2. ALL MATERIALS WILL RESEMBLE CURRENTLY EXISTING MATERIALS AND WHERE NEEDED ANY RF FRIENDLY MATERIAL WILL BE PAINTED TO MATCH. MATERIALS & LIGHT FIXTURE TO BE SYNONYMOUS WITH SURROUNDING LIGHTS AT THAT LOCATION.
3. IT IS ASSUMED THAT ALL PROPOSED UTILITIES WILL BE ROUTED BELOW GRADE TO THE PROPOSED INSTALLATION.
4. THE PURPOSE OF THE DESIGN SHOWN IS TO SHOW A CONCEPTUAL DESIGN FOR THE REPLACEMENT/MODIFICATIONS OF EXISTING LIGHT POLE. THEREFORE, THESE DESIGNS ARE INHERENTLY APPROXIMATE IN NATURE AND SHOULD NOT BE USED AS AN EXACT, SCALED ENGINEERING DRAWING.
5. POLE REPLACEMENT HEIGHTS WILL VARY BASED ON REQUIRED ANTENNA HEIGHTS REQUESTED BY EXTENET SYSTEMS.
6. EQUIPMENT CLOSURE TO BE NO LARGER THAN (53"Hx26"Wx26"D).
7. ANTENNA TO BE NO LARGER THAN 16"Øx40"H.
8. 14' EXISTING POLE TO BE REPLACED WITH NEW POLE WITH A MAX HEIGHT OF 16.8'
 19' EXISTING POLE TO BE REPLACED WITH NEW POLE WITH A MAX HEIGHT OF 22.8'
 24' EXISTING POLE TO BE REPLACED WITH NEW POLE WITH A MAX HEIGHT OF 28.8'
 29' EXISTING POLE TO BE REPLACED WITH NEW POLE WITH A MAX HEIGHT OF 34.8'
9. EXTENET SYSTEMS WILL PLACE SMALL PLACARD ON POLE IDENTIFYING OWNERSHIP/CONTACT INFORMATION.
10. LED LIGHT WILL BE INSTALLED AT SAME HEIGHT AS EXISTING.
11. LUMINARIE ARM WILL BE INSTALLED AT THE SAME HEIGHT AS EXISTING. ANY CHANGES TO EXISTING HEIGHT REQUIRES PRIOR APPROVAL BY THE CITY OF BOSTON'S STREET LIGHT DEPARTMENT.
12. PROPOSED LIGHTING WILL CONFORM TO THE CITY OF BOSTON'S LIGHTING STANDARDS.
13. ORNAMENTAL DECORATIVE FIXTURES WILL BE IDENTICAL TO THE EXISTING FIXTURE UNLESS THE EXISTING FEATURE IS A METAL HALIDE OR HIGH PRESSURE SODIUM FIXTURE. IN THESE SCENARIOS, THE FIXTURE WILL BE UPGRADED TO AN APPROVED LED FIXTURE.
14. DOUBLE NAUTICAL LIGHT POLES AND POLE HEIGHTS SHALL BE APPROVED FOR THE FOLLOWING LUMINARIE FIXTURES: DOUBLE NAUTICAL.

DOUBLE NAUTICAL LIGHT POLE ELEVATION - EXHIBIT X-13A

SCALE IN FEET



3030 WARRENVILLE RD
 LISLE, IL 60532
 (630) 505-3800
 WWW.EXTENETSYSTEMS.COM



21 Oxford Rd
 Mansfield, MA 02048
 www.piketelecom.org
 1-508-337-7600

SUBMITTALS

REV	DATE	DESCRIPTION	INITIALS
1	1/20/20	FOR SUBMITTAL	MS

PV-13A



**DOUBLE NAUTICAL LIGHT POLE
PROPOSED PHOTOSIMULATION - EXHIBIT X-13A**

extenet YOUR NETWORK.
EVERYWHERE.
SYSTEMS

3030 WARRENVILLE RD
LISLE, IL 60532
(630) 505-3800
WWW.EXTENETSYSTEMS.COM

PIKE
TELECOM

21 Oxford Rd
Mansfield, MA 02048
www.piketelecom.org
1-508-337-7600

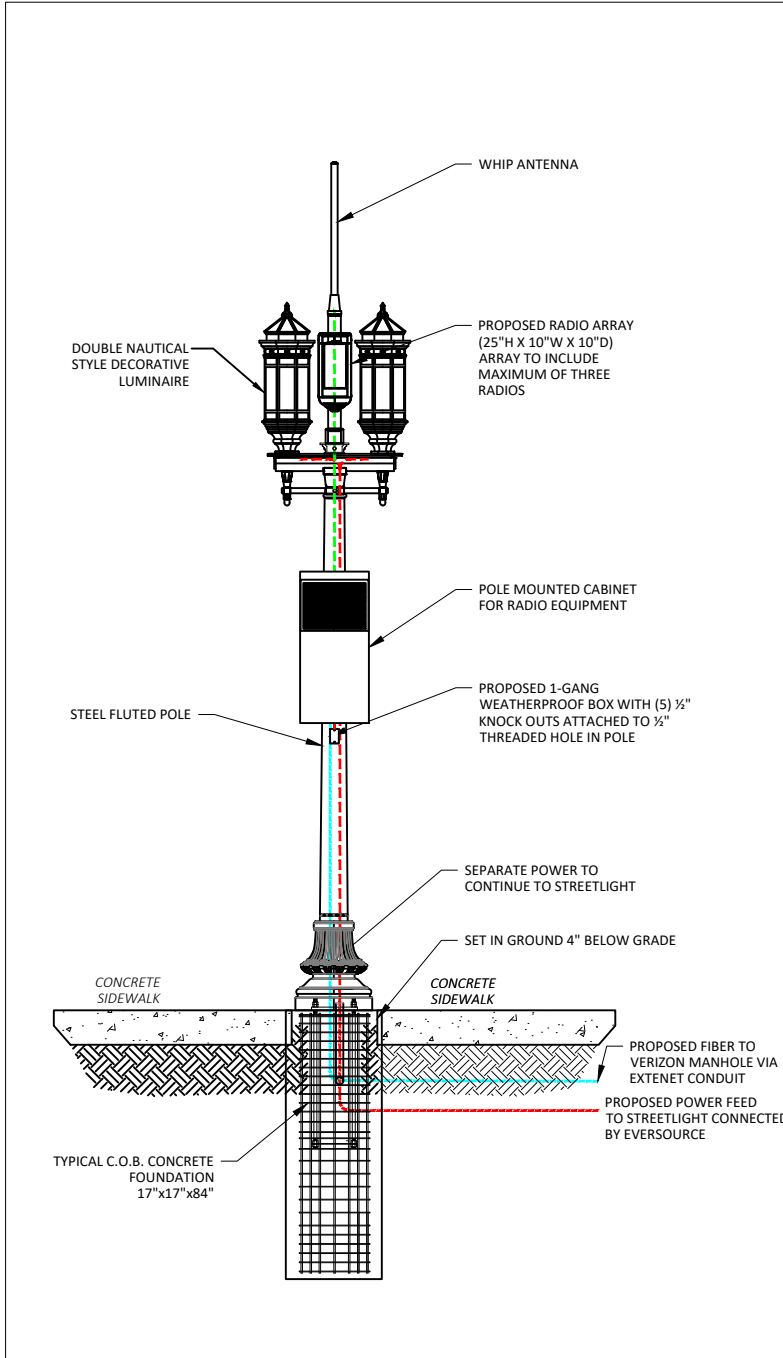
SUBMITTALS

REV	DATE	DESCRIPTION	INITIALS
1	1/20/20	FOR SUBMITTAL	MS

PS-13A

NEW TECHNOLOGY NOTE:

THE MAXIMUM ANTENNA SYSTEM SHOWN MAY BE INSTALLED IN CONJUNCTION WITH THE PREVIOUSLY APPROVED EXHIBIT X ANTENNA OR AS A STANDALONE CONFIGURATION.

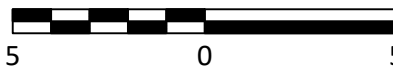


GENERAL NOTES:

1. ALL DISTANCES, DIMENSIONS, LOCATIONS, EQUIPMENT DESIGNATIONS AND SPECIFICATIONS ARE APPROXIMATE.
2. ALL MATERIALS WILL RESEMBLE CURRENTLY EXISTING MATERIALS AND WHERE NEEDED ANY RF FRIENDLY MATERIAL WILL BE PAINTED TO MATCH. MATERIALS & LIGHT FIXTURE TO BE SYNONYMOUS WITH SURROUNDING LIGHTS AT THAT LOCATION.
3. IT IS ASSUMED THAT ALL PROPOSED UTILITIES WILL BE ROUTED BELOW GRADE TO THE PROPOSED INSTALLATION.
4. THE PURPOSE OF THE DESIGN SHOWN IS TO SHOW A CONCEPTUAL DESIGN FOR THE REPLACEMENT/MODIFICATIONS OF EXISTING LIGHT POLE. THEREFORE, THESE DESIGNS ARE INHERENTLY APPROXIMATE IN NATURE AND SHOULD NOT BE USED AS AN EXACT, SCALED ENGINEERING DRAWING.
5. POLE REPLACEMENT HEIGHTS WILL VARY BASED ON REQUIRED ANTENNA HEIGHTS REQUESTED BY EXTENET SYSTEMS.
6. EQUIPMENT CLOSURE TO BE NO LARGER THAN (53"Hx26"Wx26"D).
7. ANTENNA TO BE NO LARGER THAN 16"Øx40"H.
8. 14' EXISTING POLE TO BE REPLACED WITH NEW POLE WITH A MAX HEIGHT OF 16.8'
19' EXISTING POLE TO BE REPLACED WITH NEW POLE WITH A MAX HEIGHT OF 22.8'
24' EXISTING POLE TO BE REPLACED WITH NEW POLE WITH A MAX HEIGHT OF 28.8'
29' EXISTING POLE TO BE REPLACED WITH NEW POLE WITH A MAX HEIGHT OF 34.8'
9. EXTENET SYSTEMS WILL PLACE SMALL PLACARD ON POLE IDENTIFYING OWNERSHIP/CONTACT INFORMATION.
10. LED LIGHT WILL BE INSTALLED AT SAME HEIGHT AS EXISTING.
11. LUMINAIRE ARM WILL BE INSTALLED AT THE SAME HEIGHT AS EXISTING. ANY CHANGES TO EXISTING HEIGHT REQUIRES PRIOR APPROVAL BY THE CITY OF BOSTON'S STREET LIGHT DEPARTMENT.
12. PROPOSED LIGHTING WILL CONFORM TO THE CITY OF BOSTON'S LIGHTING STANDARDS.
13. ORNAMENTAL DECORATIVE FIXTURES WILL BE IDENTICAL TO THE EXISTING FIXTURE UNLESS THE EXISTING FEATURE IS A METAL HALIDE OR HIGH PRESSURE SODIUM FIXTURE. IN THESE SCENARIOS, THE FIXTURE WILL BE UPGRADED TO AN APPROVED LED FIXTURE.
14. DOUBLE NAUTICAL LIGHT POLES AND POLE HEIGHTS SHALL BE APPROVED FOR THE FOLLOWING LUMINAIRE FIXTURES: DOUBLE NAUTICAL.

DOUBLE NAUTICAL LIGHT POLE ELEVATION - EXHIBIT X-13A

SCALE IN FEET



3030 WARRENVILLE RD
LISLE, IL 60532
(630) 505-3800
WWW.EXTENETSYSTEMS.COM



21 Oxford Rd
Mansfield, MA 02048
www.piketelecom.org
1-508-337-7600

SUBMITTALS

REV	DATE	DESCRIPTION	INITIALS
1	1/20/20	FOR SUBMITTAL	MS

PV-13A



**DOUBLE NAUTICAL LIGHT POLE
PROPOSED PHOTOSIMULATION - EXHIBIT X-13A**

extenet YOUR NETWORK.
EVERYWHERE.
SYSTEMS

3030 WARRENVILLE RD
LISLE, IL 60532
(630) 505-3800
WWW.EXTENETSYSTEMS.COM

PIKE
TELECOM

21 Oxford Rd
Mansfield, MA 02048
www.piketelecom.org
1-508-337-7600

SUBMITTALS

REV	DATE	DESCRIPTION	INITIALS
1	1/20/20	FOR SUBMITTAL	MS

PS-13A