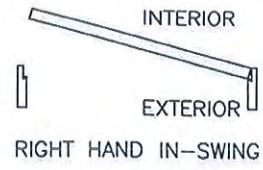


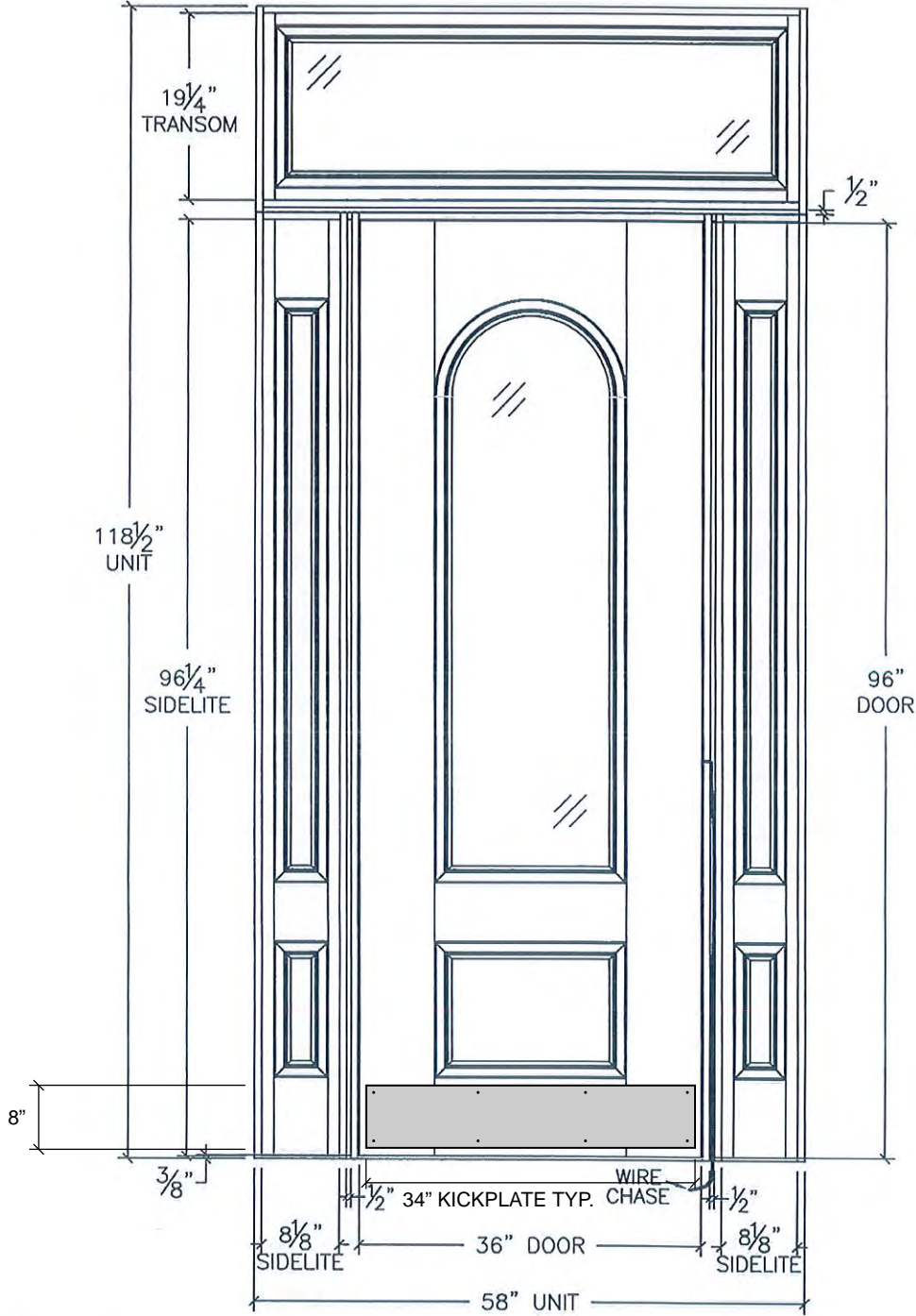
**62 AND 64 RUTLAND STREET**  
**SELDC APPROVED DOOR SHOP DRAWINGS WITH KICK PLATES**

---

2 SINGLE DOOR UNITS W/ SIDELITES & TRANSOM  
 PRIMED SAPELE  
 5 - 4 1/2" DELTANA BRUSHED NICKEL (SOLID BRASS) BB HINGES  
 FULL MORTISE LOCK PREP FOR SARGENT 8204  
 WIRE CHASE FOR ELECTRIC STRIKE TO RUN THROUGH SILL  
 1" X 5" PRIMED FLAT EXTERIOR SAPELE CASING (SHIPPED LOOSE)



# 62-64 RUTLAND



INTERIOR VIEW



NOTE: NO WARRANTY ON DOORS WITH STILES LESS THAN 5", DOORS WIDER THAN 42" AND/OR OVER 96" TALL.

SOMERSET DOOR AND COLUMN SOMERSET, PA (814)444-9427	QUOTE#: 21-0020	DWG#: 21-0020-1
	REVISION #: 1	DATE OF REV.: 1-7-21

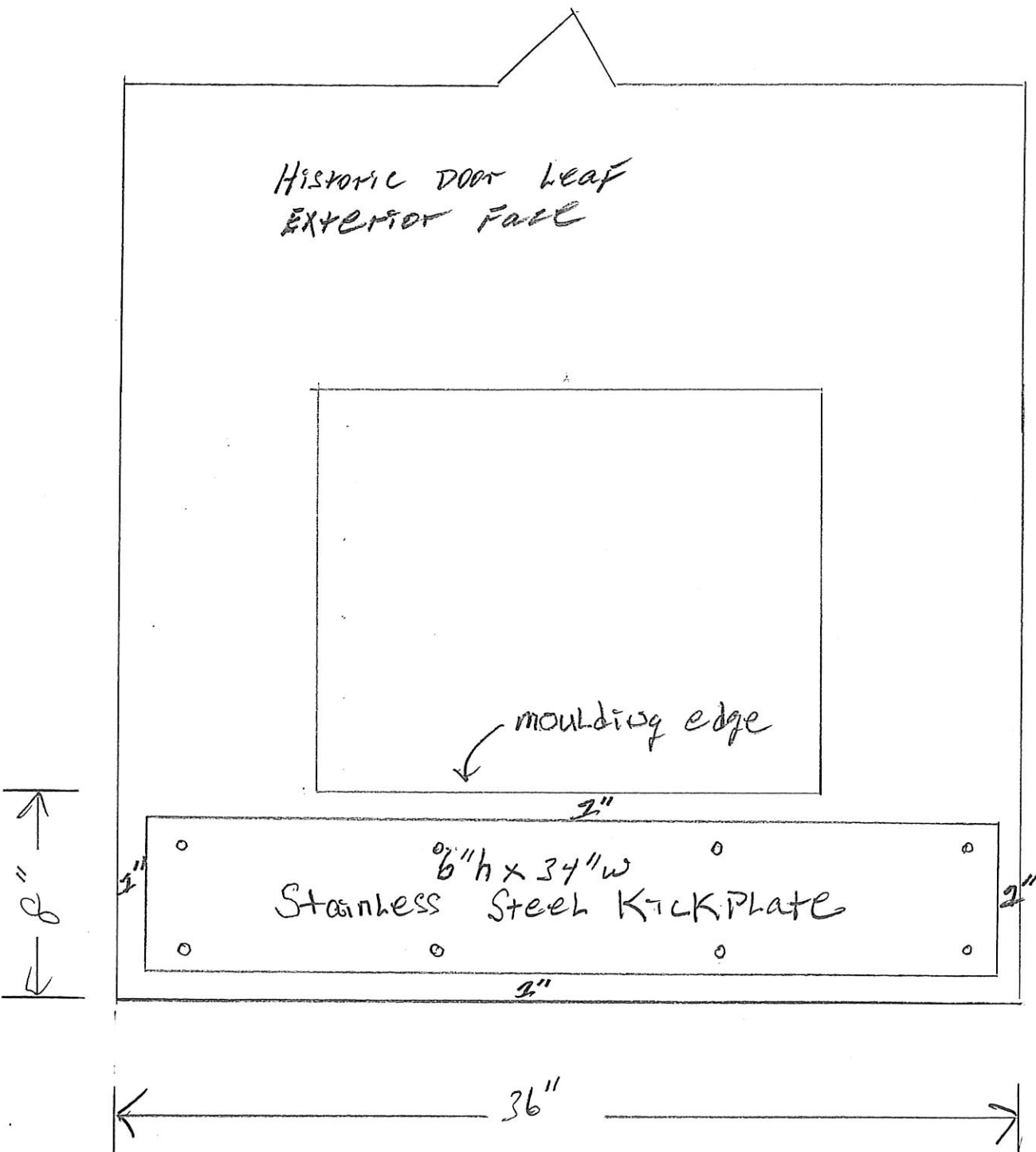
THESE ARE WORKING DRAWINGS & ALL DETAILS MUST BE SIGNED. YOUR SIGNATURE INDICATES THAT YOUR SPECIFICATIONS HAVE BEEN MET.	CUSTOMER NAME: MOZZONE LUMBER	DRAWN BY: DW
	APPROVED BY:	DATE: 5-29-20

## **KICK PLATE SKETCH**

---

# Project: West Newton/Rutland

Bilt-Rite Construction, Inc.  
21 Batchelder Street  
Boston, Massachusetts 02119




Material: Stainless Steel  
Size: 34" length x 6" width x .05" thickness  
Fasteners: #6 x 5/8" stainless steel screws

# **IVES ARCHITECTURAL HARDWARE BROCHURE**

---

# Types of protection plates



## Mop plates

- Protect the bottom of the pull side of door subject to cleaning and mopping procedures.
- Size Ranges: 4" to 6" high, 22" to 48" wide




## Kick plates

- Protect the bottom of the push side of doors subject to scuffing from foot traffic
- Recommended for all doors subject to normal use (especially doors using a closer)
- Size Ranges: 8" to 24" high, 22" to 48" wide



## Stretcher plates

- Protect doors at specific areas where consistent contact is made by stretchers, service carts or other equipment
- Usually applied to push side of doors
- Specify "B4E" Option for beveled edges
- Size Ranges: 6" to 8" high, 22" to 48" wide



## Armor plates

- Protect lower half of doors from abuse by hard carts, trucks and rough usage.
- Usually applied to push side of single doors and both sides of double acting doors
- Size Ranges: 26" to 48" high, 22" to 48" wide

**IVES ARCHITECTURAL HARDWARE PRODUCT CUT SHEET**

---

## Pulls, push bars and plates

### Push, pull and protection plates

# 8400 / 8402



### Commercial protection plates (UL and non-UL models)

- All plates, metal and plastic, come standard with four beveled edges and countersunk mounting holes (B-CS)
- Protection plates must be ordered in 1/2" increments. Available in other sizes, consult customer service
- For 8402 UL Plates, UL mark appears in upper left corner. Not available on plastic protection plates (special cutouts are not allowed on UL kick plates)

### Specifications

Material substrate	<ul style="list-style-type: none"> <li>▪ Available in .050" thick brass, stainless steel or aluminum; and 1/8" thick high impact polyethylene in clear or black</li> <li>▪ Aluminum 5005 Series, brass C26800 Series, stainless steel 300 Series, plastic</li> </ul>
Mounting hardware	<ul style="list-style-type: none"> <li>▪ Standard mounting package, 16 per pack               <ul style="list-style-type: none"> <li>– #6 x 5/8" Oval head screws</li> </ul> </li> <li>▪ Optional TEK/TORX package, specify TK-TX               <ul style="list-style-type: none"> <li>– #6 x 5/8" Self-drilling, self-tapping screws</li> <li>– #6 x 5/8" Torx screws</li> </ul> </li> </ul>
Certifications	<ul style="list-style-type: none"> <li>▪ Meets ANSI/BHMA A156.6 for J301</li> <li>▪ UL protection plates certified to UL10C</li> </ul>

### Number of screw packs required by plate size (specify TEK Screws or TORK screws)

	22"-25"	26"-33"	34"-41"	42"-48"
4"-8"	1	1	1	1
9"-16"	1	1	1	1
17"-24"	1	1	1	2
25"-32"	1	1	2	2
33"-40"	1	2	2	2
41"-48"	2	2	2	2

### Options

- Specify B-NH for no mounting holes (Not available on 8402. Available only with US32D, US32, US3, US4, US28, CLR, P-BLK only)
- Specify B-NHA for no mounting holes with adhesive
- Specify ERS prepped with extra row of screws
- Special Cut-outs are available as engineering special, consult customer service

### Finishes

BHMA	Description	Substrate	Finish	Max sizes
605	Bright Brass	Brass	US3	24" x 48"
606	Satin Brass	Brass	US4	24" x 48"
612	Satin Bronze	Brass	US10	24" x 48"
613	Oil Rubbed Bronze	Brass	US10B	36"X48"
619	Satin Nickel	Stainless	US15	24" x 48"
625	Bright Chrome	Stainless	US26	36"X48"
626	Satin Chrome	Stainless	US26D	48" x 48"
628	Satin Aluminium	Aluminium	US28	48" x 48"
629	Bright Stainless Steel	Stainless steel	US32	48" x 48"
630	Satin Stainless Steel	Stainless steel	US32D	48" x 48"
654	Satin Stainless Steel	Stainless steel	US32D	48" x 48"
695	Dark Bronze Powder Coat	Stainless steel	SP313/US10BE	24" x 48"
BLK	Matte Black	Stainless steel	BLK	24" x 48"
P-BLK	Black	Plastic	P-BLK	48" x 48"
CLR	Clear	Plastic	CLR	48" x 48"

Custom finishes are available as engineering special, consult customer service

### Available accessories

- Gasket tape kit tape is recommended when using a brass plate on a metal door to reduce tarnishing from electrolytic oxidation
- One tape pack will cover an the perimeters of a 8" x 34" kickplate (rder 8401 gasket tape)



## **FASTENER CUT SHEET**

---

# #6 x 5/8" Self-Drilling, Self-Tapping Screws

