



Boston Public Schools

FY22 Budget: Commitment 1 Eliminate Opportunity & Achievement Gaps - Specialized Academic Supports

Dr. Brenda Cassellius, Superintendent

Nathan Kuder, Chief Financial Officer

Miriam Rubin, Budget Director

Every child, in every classroom, in every school
of the Boston Public Schools system
has the same opportunity to achieve the
greatness within them as anybody else.



Overview of the Fiscal Year 2022 Budget Proposal

Proposed General Fund Budget of \$1.3B

\$36M

We expect the City's Fiscal Year 2022 Budget Proposal to include an \$36M increase for BPS.

100%

New investments directly in school budgets or in school services budgeted centrally.

95

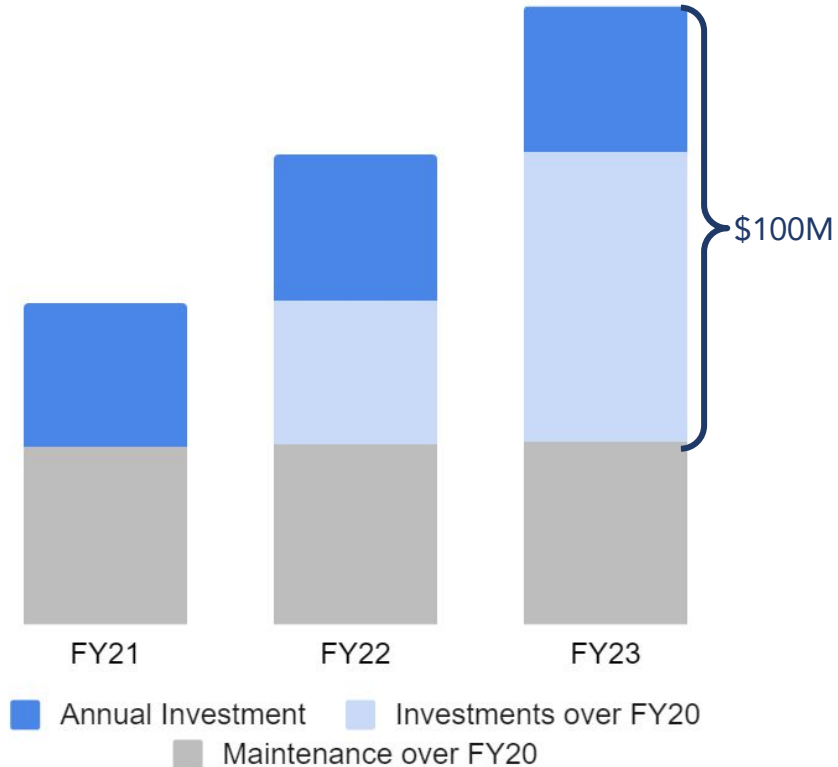
New FTE for Social Workers

80.5

New FTE for Multilingual Family Liaisons

We begin with a
\$36M
commitment
from the City
for FY22

Each year, BPS will have more to invest in student supports over and above maintenance cost increases



Resources available to meet this challenge

We need to leverage our resources to create lasting change for our students and District

Funding	Description	Available Resources
General Funds	City funding, Education funding represents over 40% of the City's budget	\$36M in new funding for FY22
Federal Funding	Federal funding to address the impact of COVID-19 on schools.	Estimated \$393M for FY22-FY24 from new relief funding
Capital Budget	City funding for new schools and upgrading existing school facilities	BuildBPS is a \$1B investment over 10 years

Federal funding to Prevent, Prepare for, and Respond to Impacts of COVID-19

\$32.3M **ESSER Part I funding (CARES)**, which includes \$5M allocated to private and parochial schools. Eligible expenses in FY20 and FY21.

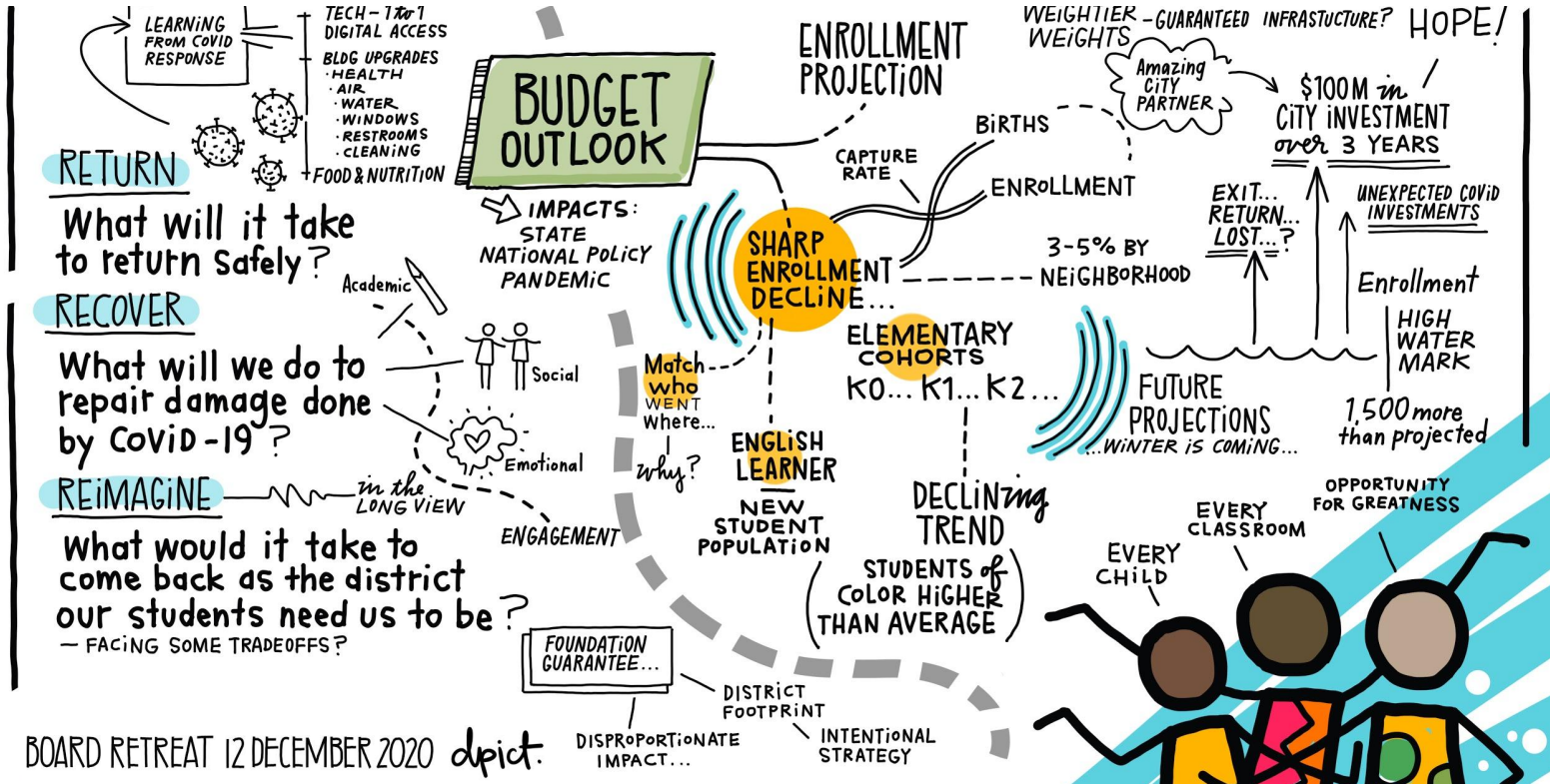
\$23.2M **City CARES Act Funding**. Despite directly receiving funding, the City provided funding to BPS. Eligible expenses in FY21.

\$123M **ESSER Part II Funding**. Eligible expenses from 7/1/21 (FY22) through 9/30/23 (FY23)

\$270M **President Biden's stimulus bill** that includes \$125.8 billion for K-12 Education.

Federal support
for recovery

The District is also facing a multi-year challenge to emerge from this pandemic



RETURN | RECOVER | REIMAGINE

$5 + 2 = 7$

$5 + 1 = 6$



Our plan to take the District to a place we've never been before.



2021 BPS Federal Relief Funding



RETURN | RECOVER | REIMAGINE

Using the strategic plan as our northstar, we will use this one time federal relief funding to help us return well, recover strong, and reimagine what's possible for our children's future.





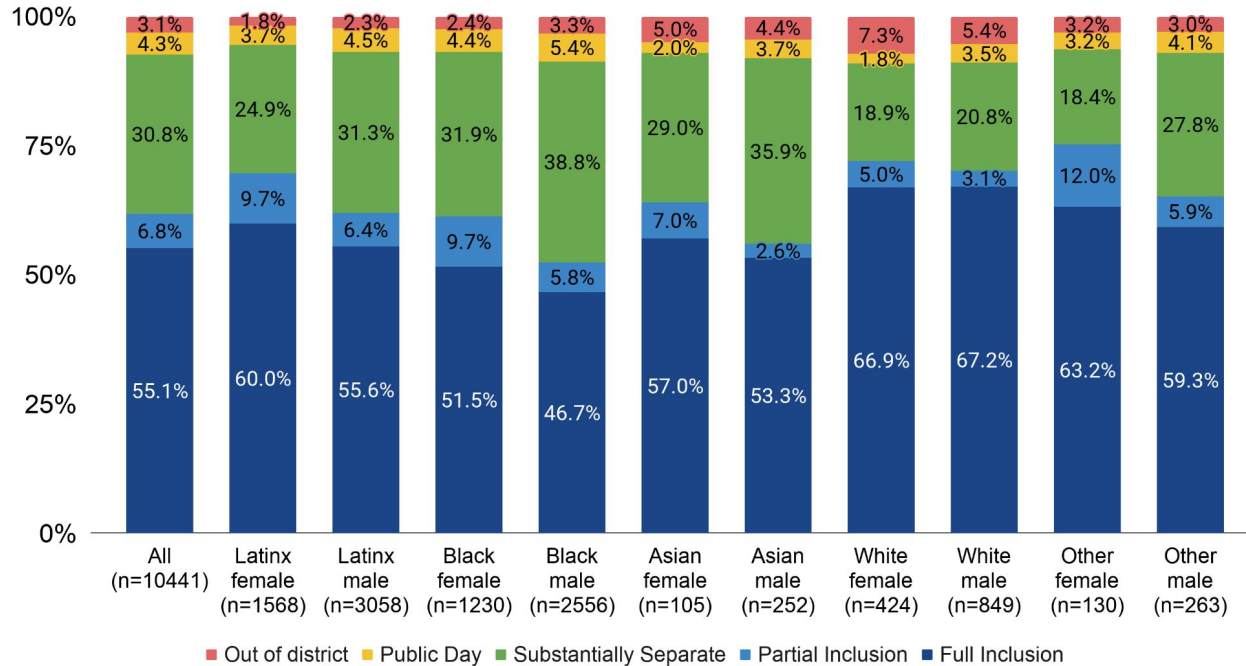
RETURN

Investments to reopen schools strongly and restart work that was paused due to COVID-19.

FY22 Special Education Central Budget Highlights:

- ★ 16 new ABA specialists positions, 2 new ABA Program Directors, and ~\$5 million in ABA contracts;
- ★ 1 leadership role in central office focused on Strategy and School Supports;
- ★ All Central contracts level funded,
- ★ Investment in Digital Assessment Library (DAL) to support district staff with conducting assessments efficiently and earlier identification for appropriate placement;
- ★ Expansion of literacy intervention trainings for staff to effectively support all learners;
- ★ Transition contracts level funded and sustained to provide supports to students aged 14-22.

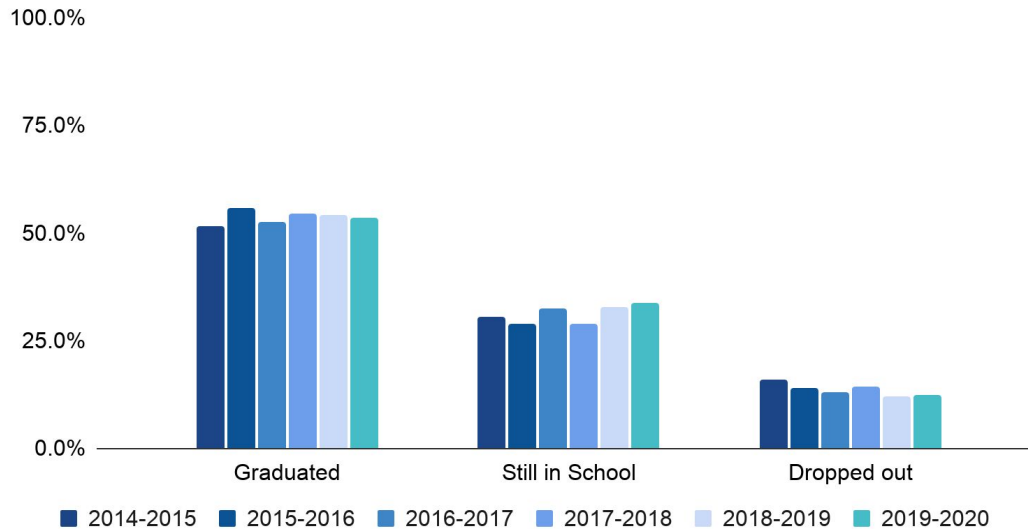
SY 2020-2021 students with disabilities: Educational Environment by race/ethnicity and gender



Source: MA DESE, October 2020. Excludes students enrolled in Horace Mann charter schools. Includes students in out of district placements. Note: data is suppressed for groups < 10.

4-year graduation outcomes

Between 2015 and 2020, the graduation rate for students with disabilities (SWD) has increased by 2% points. The percent of SWD dropping out has decreased 3.6% points since 2015 and the rate of students with disabilities remaining enrolled after four years has additionally increased by 3.3% points.



Source: MA DESE. Includes students enrolled in out of district special education placements. Excludes students enrolled in Horace Mann charter schools.

Building Inclusion in Boston

- ❑ Students in inclusion settings have higher 4-year graduation rates than SWD overall;
 - ❑ In 2015 and 2016 the graduation rate for students in full inclusion exceed the district rate (72.8%, 74.5%)
- ❑ The percent of students aged 6-21 in full or partial inclusion settings has increased from 53% to 64% over the past ten years;
- ❑ The rate of students in substantially separate settings has decreased from 41% to 29% between 2010 and 2020.

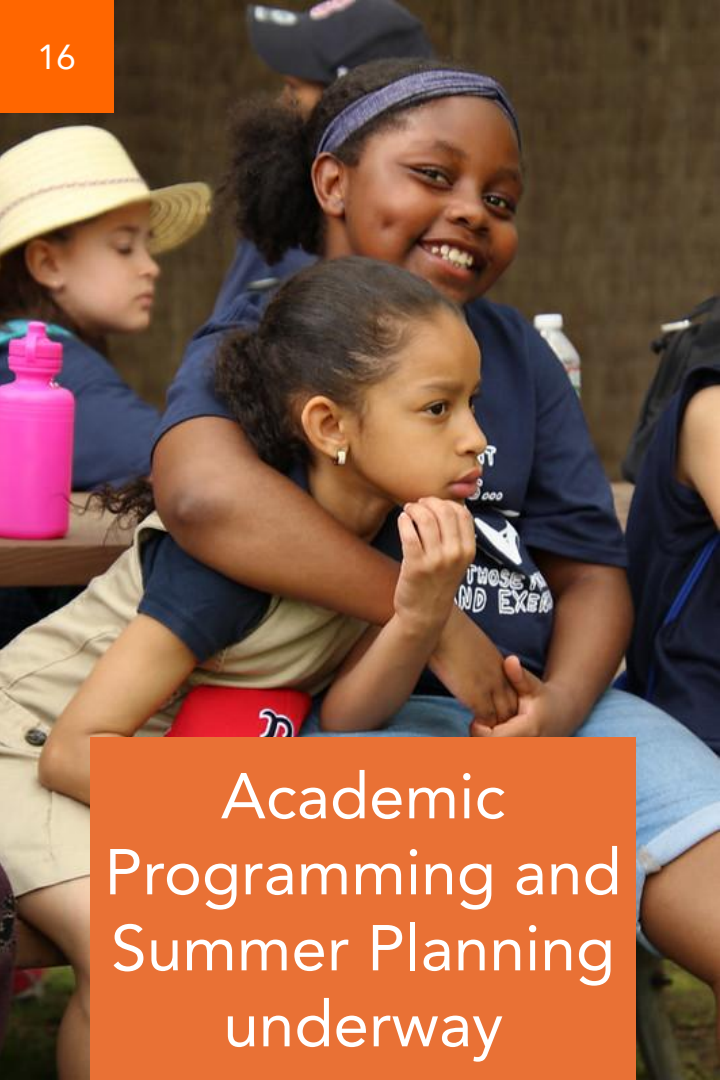
Highlights:

- 2014 initial roll out now restructuring resources in grade 7;
- Investment to support district-wide implementation;
- Kick off of ***Building Inclusion in Boston Project*** to explore effective models of inclusion:
 - Worked with 7 schools to in the 20/21 SY increase inclusive opportunities for students;
 - In the 21/22 SY will be increasing to ~15 schools;



RECOVER

Investments to support students whose lives and education were disrupted.



Academic
Programming and
Summer Planning
underway

K2-12 Academic Acceleration Programs

- We are partnering with Boston After School and Beyond and My Brothers' Keeper Initiative to provide culturally and linguistically sustaining academic tutoring and mentoring programs across the city
- Aim to reach over 6,000 students
- Offering instruction and small group tutoring around Literacy and Math; Enrichments include arts, music, African dance, STEM, and more.

Summer 2021 (est. total cost ~\$16M)

- BPS will be running 5 unique initiatives
 - Summer Early Focus (K1-2)
 - 5th Quarter Summer Learning Academies (All)
 - 5th Quarter Credit Recovery (6-12)
 - OEL Summer Learning (K-12)
 - ESY - Extended School Year (K-12+)
 - Learn & Earn Initiative
- Will have capacity to serve over 16,000 students total, up about 1600 from last summer.

Summer Learning Participation by Student Group

All Students		15,118	
Disability Status	Students with Disabilities	6,586	44%
	Students without Disabilities	8,532	56%
English Learner Status	Current EL	6,099	40%
	Former EL	1,398	9%
	Never EL	7,621	50%
Race/Ethnicity	Asian	948	6%
	Black	5,783	38%
	Latinx	6,708	44%
	Other	438	3%
	White	1,242	8%
Sex	Female	6,350	42%
	Male	8,768	58%
Economic Status	Economically Disadvantaged	12,918	85%
	Not Economically Disadvantaged	2,200	15%
Housing Status	Housed Students	13,839	92%
	Homeless Students	1,279	8%

Reflects enrollment as of July 17, 2020



REIMAGINE

Investments to come back as the District our students deserve and revisit "ImagineBPS", our strategic plan.

FY21 Office of English Learners Central Budget Highlights:

- ★ Purchased Talking Points platform to assist with 2-way, multilingual communication between BPS and parents



- From September 2020 - April 2021, BPS teachers, administrators, and families have sent **2,810,397** messages

- ★ Purchased Nearpod and Newsela to create a student centered virtual platform for our English Learners



- ★ Invested in the transadaption of the Vietnamese and Haitian K-6 curriculum and Cabo Verdean Heritage programs

- ★ Increased spending on direct EL and immigrant parent supports ,
Ex: Parents Helping Parents, Native Language Literacy courses,
Heritage/Cultural Events

Project Charter:

Roadmap for Quality Education for Multilingual Learning



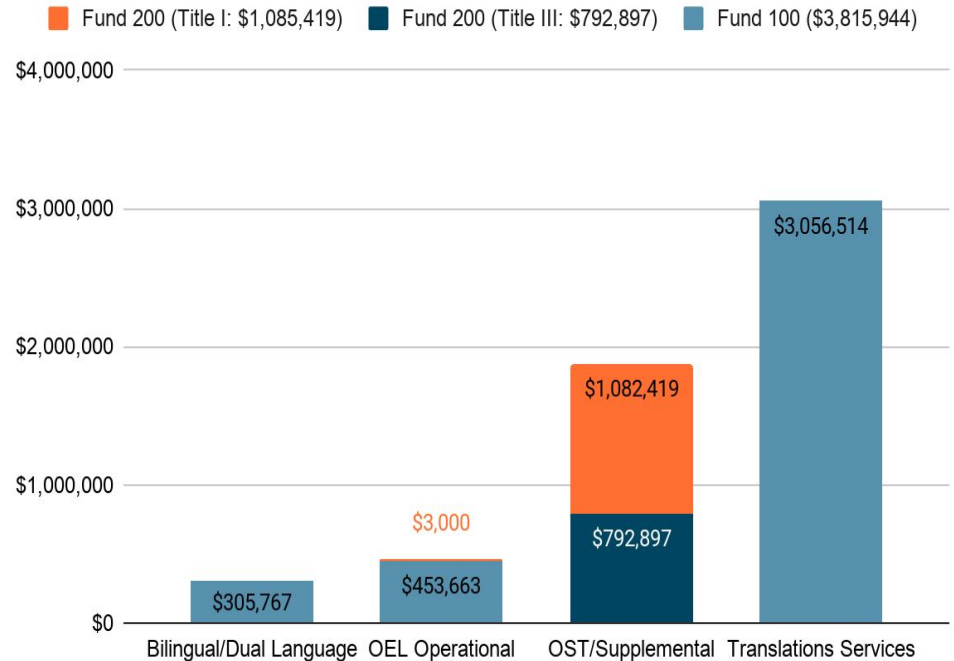
Deliverables	Accomplishments	Due Date
Roadmap for Quality Education for Multilingual Learners	<ul style="list-style-type: none"> 9 community engagement sessions across all language groups Proposing research-based instructional models that will allow for access to bilingual programs for ALL students. 	<p>May 2021 Status: On Track</p>
Audit the impact of Home-Based Assignment Policy on EL Students and Programming	<ul style="list-style-type: none"> Identified key shifts for K-6 assignment practice for English Learners to increase access to bilingual programming. 	<p>June 2021 Status: On Track</p>
Audit the impact of the Weighted Student Formula on EL program sustainability	<ul style="list-style-type: none"> Aligning proposed program models with BPS Finance team to ensure funding stability. 	<p>June 2021 Status: On Track</p>
In collaboration with key central office departments, enhance current pipelines to increase bilingual staff	<ul style="list-style-type: none"> Received funding from DESE from DESE a Bilingual Educators pipeline grant for \$279, 602. This will support bilingual paraprofessionals and current bilingual teachers to obtain their certification. 	<p>May 2021 Status: On Track</p>
Racial Equity Planning Tool Report	<ul style="list-style-type: none"> Completed REPT tool across many processes of this work. The REPT tool is a critical system's lever to ensure that marginalized students and families are at the center of how we do the work. 	<p>June 2021 Status: On Track</p>

FY22 Office of English Learners Central Budget Highlights:

★ Reorganizing the department to align with the goals established in the Roadmap for Quality Education for Multilingual Learning

★ Priorities:

- Have adequate staff for **project management, direct school support** for professional learning and **program implementation supports** as we prepare for the role out of the Roadmap
- Developing instructionally sound bilingual materials and assessments
- Provide training for schools on the necessary instructional shifts to fully teach and support bilingual students and families



Ensuring Equity & Transparency

We provide extensive information online, including:

- School Committee & City Council budget presentations
- FY22 Weighted Student Funding School-by-School comparison
- Weighted Student Funding Summaries for all schools
- FY22 General fund account code budget

For more information, please visit:

www.bostonpublicschools.org/budget

All documents are translated.

Upcoming Budget Hearings

Date

Topic

Tuesday, April 27, 10:00AM:	BPS Overview: Strategic Plan & FY22 Budget
Tuesday, April 27, 2:00PM:	BPS School Budgets
Wednesday, April 28, 6:00PM:	Public Testimony
Tuesday, May 11, 10:00AM:	BPS Commitment #1, Part I: Eliminate Opportunity & Achievement Gaps – Overall Alignment & Wraparound Supports
Tuesday, May 11, 2:00PM:	BPS Commitment #1, Part II: Eliminate Opportunity & Achievement Gaps – Specialized Academic Supports
Tuesday, May 18, 10:00AM:	BPS Commitment #2: Accelerate Learning
Tuesday, May 18, 2:00PM:	BPS Commitment #3: Amplify All Voices BPS Commitment #4: Expand Opportunity
Tuesday, May 25, 10:00AM:	BPS Commitment #5: Cultivate Trust BPS Commitment #6: Activate Partnerships

bostonpublicschools.org/budget | budget@bostonpublicschools.org