

SIDA LOO SOO GELIYO WARQAD ADIGA OO ADEEGSADA TELEFOONKAADA

Brograamka Maaliyadda Kaalmada Kirada (Rental Relief Fund) waxaa loo adeegsan doonaa AgilePoint si looga dhamaystiro internetka. Brograamkaan wuxuu kuu ogolaadaa in aad foomka ka buuxisid internetka, tabletka, ama telefoonkaada gacanta. Inta aad buuxineysid arjiga, waxaa lagu weydiin doonaa in aad soo gelisid warqadaha soo socda:

Koobiga kirada ama heshiiska dagganaha qoraalada
Milkiilaha Hantida (haddii lagu dabaqi karo)
Warqadaha manaafacaadka shaqo la'aanta (haddii lagu dabaqi karo)
Warqadda sawirka madaxa reerka

Haddii aad dhibaato kala kullantid buuxinta foomamka kore ee ku jira telefoonkaada, fadlan soo dagso brograamka lacag la'aanta "Adobe Fill & Sign on" [iPhone](#) ama [Android](#). Si loo adeegsado brograamkaan, raac talaabadahaan:

TALAABADA 1AAD

Marka aad furtid brograamka, looma baahna in aad samaysid gelitaan (login). Riix x bogga saxiixa, kaddibna riix calaamadda iskudarka (plus) si aad u soo gelisid warqadda.

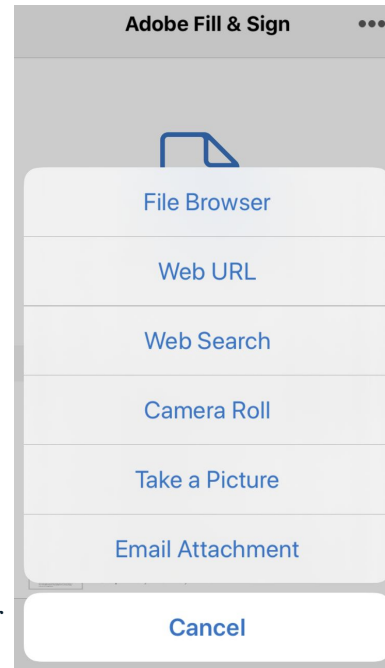
Adobe Fill & Sign



Select a form to fill out

TALAABADA 2AAD

Dooro meesha warqadaan laga soo gelin doono (Fayl Browser, Web URL, Lifaafa Email, iwm.) Haddii aad soo dagsatay warqadda, dooro Browsarka Faylka (File Browser), kaddibna ka raadso gudaha fayladaada. Haddii aadan soo dagsanin warqadda, isticmaal Web URL. Haddii aad dhibaato kala kullantid isticmaalka mid ka mid ah hababkaan, waxaad iskudayi kartaa in aad qaadid sawirka warqadda (kaddibna isticmaal qorshaha Camera Roll), ama email ahaan u soo dir naftaada (kaddibna isticmaal qorshaha Lifaafa Emailka).



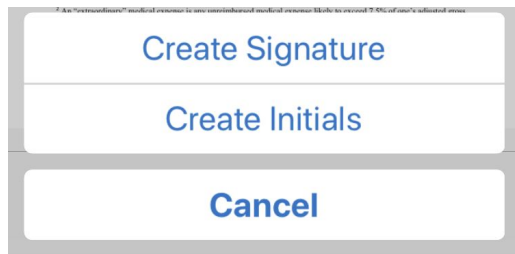
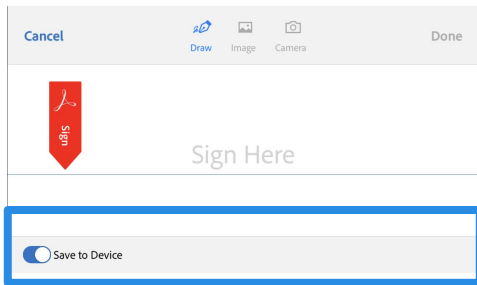
TALAABADA 3AAD

Kaddib marka aad soo gelisid warqadda, foomka waa in uu ka soo baxo brograamka. Waad buuxin kartaa adiga oo riixa xariiqmanka. Waa lagu sheegi doonaa in aad qortid jawaabahaada. Kaddib marka aad qortid, waxaad fursad u haysataa in aad yareysid ama weyneysid. Waxaad kaloo haysataa fursad in aad hadba meel ka geysid bogga.

SIDA LOO SOO GELIYO WARQAD ADIGA OO ADEEGSADA TELEFOONKAADA


TALAABADA 4AAD

Waxaad saxiixa ku samayn kartaa brograamka adiga oo riixa battanka ku yaal dhanka hoose, waa midka saddaxaad laga bilaabo bidix (wuxuu u eg yahay qalin). Waxay kuu sheegi doontaa in aad ku saxiixdid fartaada. Marka aad ku qanacdid saxiixa, riix dhamaystiran (done).



TALAABADA 5AAD

Saxiixaan waxaa iminka lagu keydiyay brograamka. Mar kasta aad u baahatid in aad ku dartid saxiix, waxaad riixi kartaa battanka ku yaal dhanka hoose, waa midka saddaxaad laga bilaabo bidix (wuxuu u eg yahay qalin), kaddibna dooro saxiixaada. Tani waxay abuuri kartaa koobi kale aad ku dhaqaajin kartid bogga kuna yareyn kartid cabbirka.



TALAABADA 6AAD

Marka aad dhameysid buuxinta foomka, waxay toos u keydin doonaa waxyaabaha aad baddashay. Riix battanka ku yaal dhanka hoose ee midigta xiga (waa sanduuqa falaarta kor u jeeda). Waxaad foomkaan ku keydsan kartaa fayladaada, kaddibna waxaad soo gelin kartaa AgilePoint. Haddii aad dhibaato kala kullantid soo gelinta, waxaad brograamka emailkaada ka dooran kartaa fursadaha ku yaal dhanka kore, kaddibna waxaad email u diri kartaa rrf@boston.gov.

