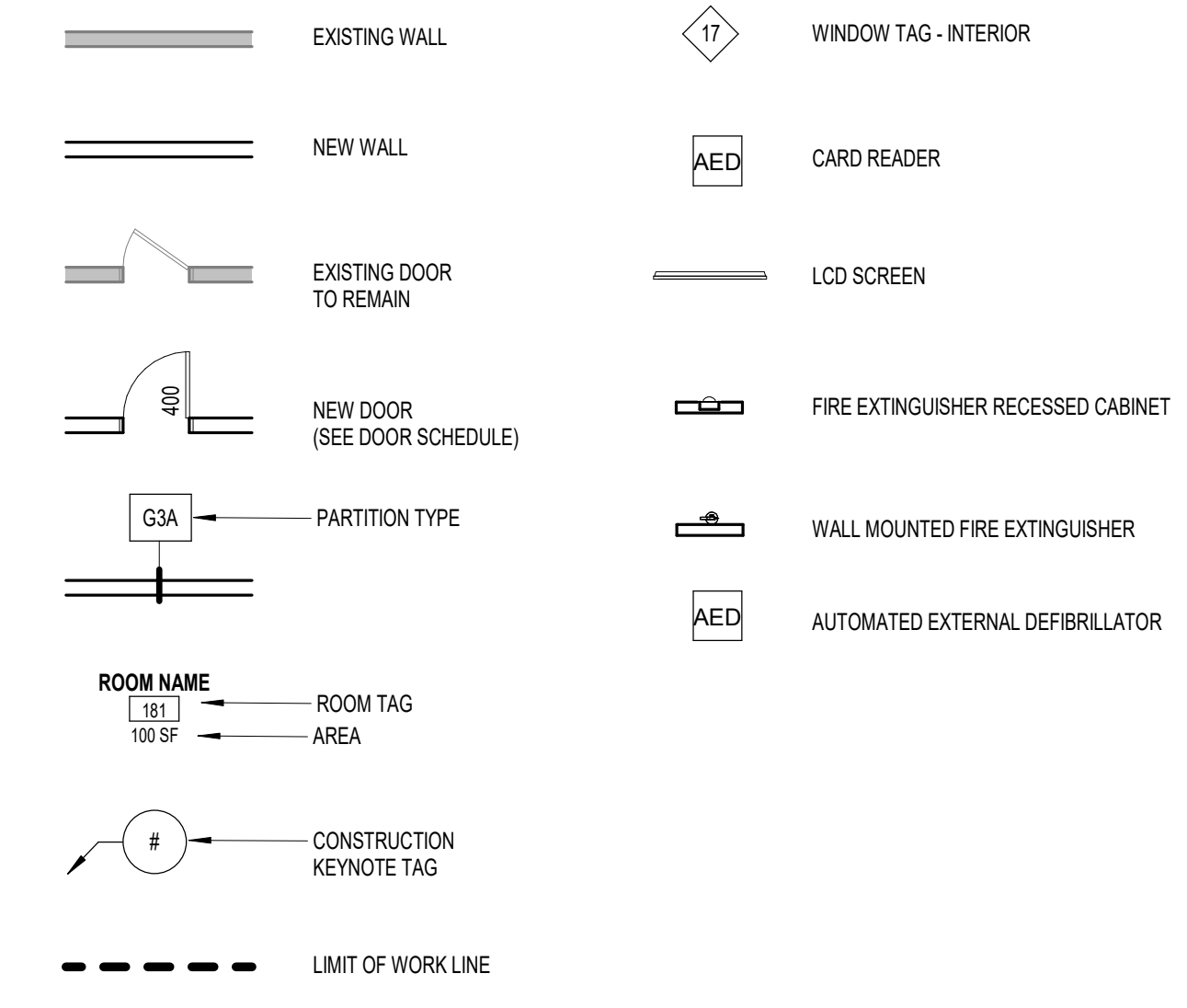


CONSTRUCTION LEGEND



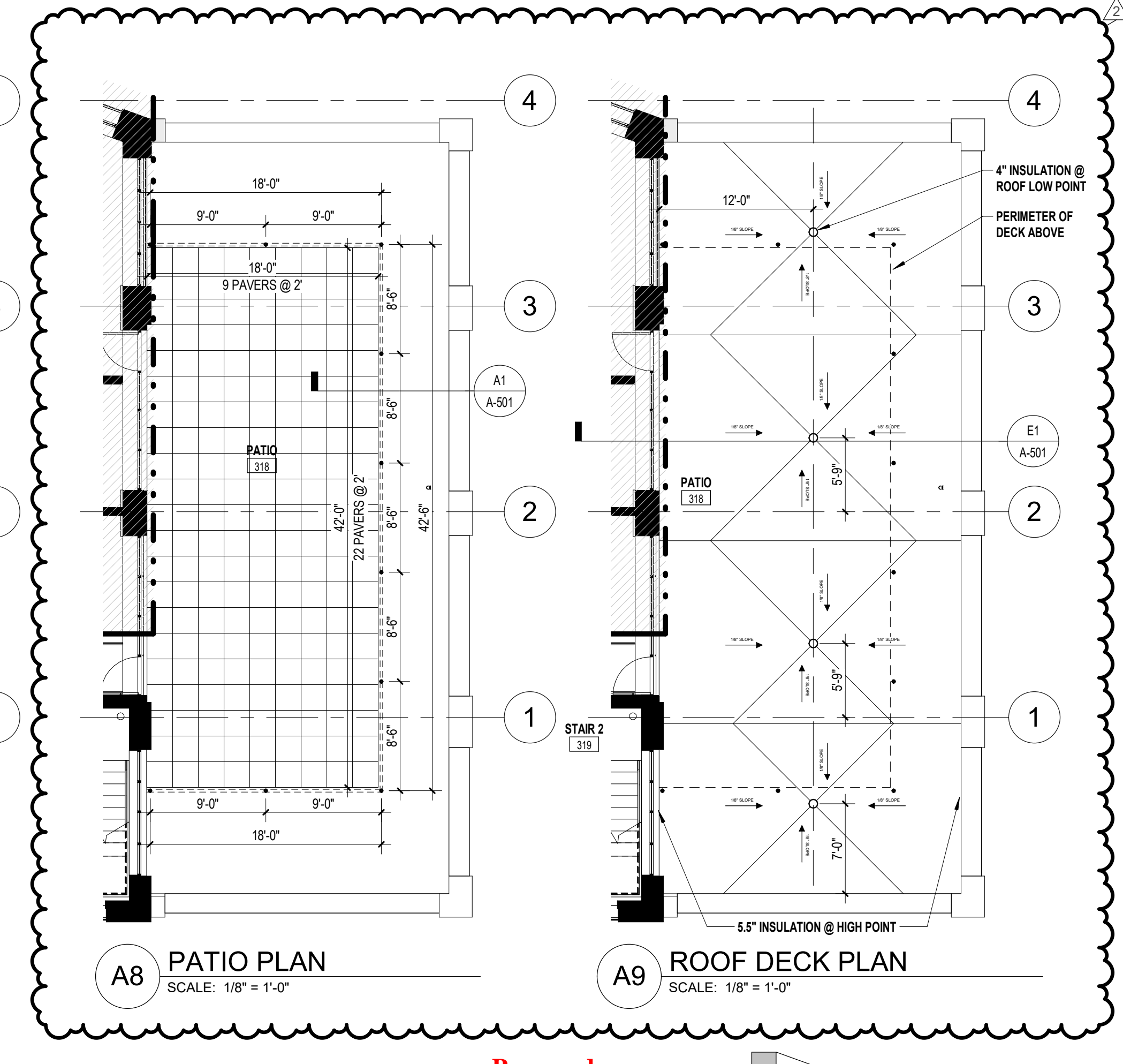
CONSTRUCTION PLAN GENERAL NOTES

1. ALL WORK SHALL COMPLY WITH FEDERAL, STATE, AND LOCAL BUILDING CODES AND REGULATIONS.
2. OBTAIN AND PAY FOR PERMITS AND INSPECTIONS REQUIRED BY PUBLIC AUTHORITIES GOVERNING THE WORK.
3. ANY CONFLICTS BETWEEN SITE CONDITIONS AND DRAWINGS SHALL BE BROUGHT TO THE IMMEDIATE ATTENTION OF THE ARCHITECT/DESIGNER.
4. THE CONTRACT DOCUMENTS ARE COMPLEMENTARY TO EACH OTHER. WHAT IS REQUIRED FOR ONE DRAWING SHALL BE AS BINDING AS IF REQUIRED FOR ALL.
5. ALL EXISTING FLOORS, PARTITIONS, DEMISING WALLS, GWB WINDOW SILLS, GWB SOFFITS AND CORRIDOR WALLS TO BE PATCHED AND REPAIRED AS NEEDED TO MAINTAIN ORIGINAL ACOUSTICAL AND RATED FIRE/SMOKE DESIGN INTENT. ALL PENETRATIONS ARE TO BE SEALED TO MAINTAIN FIRE/SMOKE RATING AND ACOUSTICAL RATING.
6. ALL GWB PARTITIONS ARE TO BE TYPE G3B U.O.N.
7. REVIEW LAYOUTS FOR PARTITIONS IN FIELD WITH ARCHITECT/DESIGNER PRIOR TO START OF CONSTRUCTION.
8. PENETRATIONS IN GYPSUM BOARD CONSTRUCTION ABOVE FINISHED CEILING SHALL BE EFFECTIVELY SEALED TO PREVENT SOUND LEAKAGE AT ACOUSTICAL PARTITIONS AND AT DEMISING PARTITIONS, U.O.N.
9. NEW PARTITIONS SHALL BE PLUMB, SQUARE, STRAIGHT, AND PARALLEL OR PERPENDICULAR TO THE CORE, UNLESS OTHERWISE NOTED.
10. ALL EXISTING WALLS TO REMAIN ARE TO BE PATCHED AND REPAIRED TO MEET REQUIREMENTS OF NEW FINISHES, U.O.N. REFER TO SPECIFICATIONS FOR LEVEL OF FINISH.
11. FOR DRYWALL FINISHING, THE CONTRACTOR SHALL COMPLY WITH MANUFACTURER'S PRINTED INSTRUCTIONS AND SPECIFICATIONS, EXCEPTION COMPLY WITH MORE STRINGENT REQUIREMENTS OF GYPSUM ASSOCIATION GA-216 RECOMMENDED SPECIFICATION FOR THE APPLICATION AND FINISHING OF GYPSUM BOARD.
12. PROVIDE VERTICAL CONTROL JOINTS IN GWB EVERY 30'-0". VERIFY LOCATION WITH ARCHITECT U.O.N.
13. PARTITIONS ARE DIMENSIONED FROM FINISH FACE TO FINISH FACE, UNLESS OTHERWISE NOTED. MAINTAIN DIMENSIONS MARKED "CLEAR" OR "HOLD" ALLOW FOR THICKNESS OF FINISHES.
14. PRIOR TO CLOSING ANY WALLS OR CEILINGS, ALL SYSTEMS (HVAC, PLUMBING, ELECTRICAL) SHALL BE INSPECTED, AND WHERE REQUIRED, TESTING BY CONTRACTOR ENGINEERS AND BY PROPER AUTHORITIES HAVING JURISDICTION TO INSURE THEIR PROPER INSTALLATION AND FUNCTION.
15. THE ARCHITECT RESERVES THE RIGHT TO MOVE ANY FIXTURE, RECEPTACLE OR BUILT-IN OBJECT UP UNTIL THE TIME THE SHEET SHALL APPROVE THE WALLS OR CEILINGS TO BE CLOSED. THIS APPROVAL SHALL TAKE PLACE PRIOR TO THE INSPECTORS APPROVAL SO AS NOT TO CONFLICT WITH ANY BUILDING OFFICIALS DECISIONS.
16. PROVIDE FIRE EXTINGUISHERS (WITH RECESSED CABINETS) IN QUANTITIES AND LOCATIONS ON DWGS (MIN. 15000 SQ. FT. & 7'5" MAX TRAVEL DISTANCE). REVIEW FINAL LOCATIONS WITH THE ARCHITECT/DESIGNER PRIOR TO START OF CONSTRUCTION.
17. THE CONTRACTOR SHALL PROVIDE AND COORDINATE PLACEMENT OF FIRE RATED BLOCKING AT ALL LOCATIONS OF MILLWORK, SHELVES OR OTHER ITEMS INDICATED TO BE MOUNTED TO WALLS OR CEILINGS THROUGHOUT LIMIT OF WORK. PRIOR TO CLOSING WALLS U.O.N.
18. ALIGN CENTERLINES OF ALL FIRE EXTINGUISHER CABINETS AND MEP/FP DEVICES ON WALLS IN THE SAME LOCATIONS.
19. MAINTAIN EXITS, EXIT LIGHTING, FIRE PROTECTIVE DEVICES AND ALARMS IN CONFORMANCE WITH CODES AND ORDINANCES DURING CONSTRUCTION.
20. PROTECT AREA OF WORK AND ADJACENT AREAS FROM DAMAGE DURING CONSTRUCTION.
21. MAINTAIN WORK AREAS SECURE AND LOCKABLE DURING CONSTRUCTION. COORDINATE WITH TENANT AND LANDLORD TO ENSURE SECURITY.
22. DO NOT SCALE DRAWINGS. WRITTEN DIMENSIONS GOVERN. IN CASE OF CONFLICT, CONSULT THE ARCHITECT.
23. ALL DOOR OPENINGS TO BE NO LESS THAN 8" FROM NEAREST PERPENDICULAR PARTITION, U.O.N.
24. UNDERCUT DOORS TO CLEAR TOP OF FLOOR FINISHES BY 1/4", UNLESS OTHERWISE NOTED.
25. TEMPERED GLASS TO BE USED IN ALL LOCATIONS AS REQUIRED BY CODE.

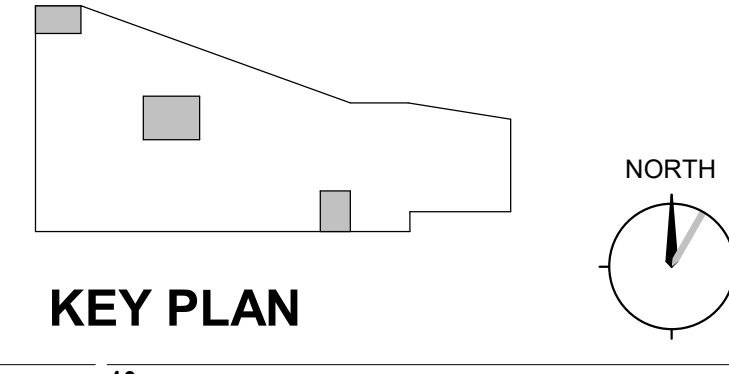
CONSTRUCTION KEYNOTES

- 1 PATCH ROOF TO MATCH EXISTING WHERE VENT PIPE IS REMOVED.
- 2 NEW, 6" VENT PIPE TO PENETRATE ROOF. CORE CONCRETE. SEAL AS NECESSARY.
- 3 SLOPE FLOOR TO LOCATION OF NEW FLOOR DRAINS. REFER TO PLUMBING DWGS.

H  
G  
F  
E  
D  
C  
B  
A



A1 3RD FLOOR CONSTRUCTION PLAN  
SCALE: 1/8" = 1'-0"



2	07/10/20	BULLETIN 1
1	05/28/20	CONSTRUCTION DOCUMENTS
MARK	DATE	DESCRIPTION
ISSUE LOG		
△ = CLOUDED CHANGE		

SCALE	As Indicated
DRAWN BY	MAD
CHECK BY	STA
PROJ.ARCH/ENGR	MAS
PROJ. MGR.	SAV
JOB NO.	20001
© SYMMES, MAIN & MCKEE ASSOCIATES, INC. 2019	

3RD FLOOR CONSTRUCTION PLAN





Bermudez, MA

Existing Deck

Chandler St

Chandler St

Chandler St

90

90

Massachusetts



**View from Chandler Street**



