



IMAGE KEY



IMAGE: 2
BEAVER STREET ELEVATION



IMAGE: 1
BEAVER STREET ELEVATION



IMAGE: 4
BEAVER STREET ELEVATION



IMAGE: 3
BEAVER STREET ELEVATION



IMAGE: 6
BEAVER STREET/PLACE ELEVATION



IMAGE: 5
BEAVER STREET/PLACE ELEVATION



IMAGE: 8
BEAVER PLACE ELEVATION



IMAGE: 7
BEAVER PLACE ELEVATION



IMAGE: 10
BEAVER STREET NEIGHBOR'S GATE



REPLACE ALUMINUM
FLASHING W/COPPER

IMAGE: 9
BEAVER PLACE SIDE ELEVATION

MAYER + ASSOCIATES
ARCHITECTS

TEL 617 916 0774
FAX 857 404 0210
1647 BEACON STREET SUITE 1, WABAN, MA 02468



IMAGE KEY

EXISTING WINDOWS
HARRIS RESIDENCE
2 BEAVER STREET, BOSTON, MA

MAYER + ASSOCIATES
ARCHITECTS

TEL 617 916 0774
FAX 857 404 0210
1647 BEACON STREET SUITE 1, WABAN, MA 02468



WINDOW A

EXISTING WINDOWS
HARRIS RESIDENCE
2 BEAVER STREET, BOSTON, MA



WINDOW A
LEFT SIDE SILL



WINDOW A
RIGHT SIDE SILL



WINDOW A
LEFT SIDE SILL



WINDOW A
RIGHT SIDE SILL




WINDOW A
LEFT SIDE HEADER



WINDOW A
RIGHT SIDE HEADER

MAYER + ASSOCIATES
ARCHITECTS

TEL 617 916 0774
FAX 857 404 0210
1647 BEACON STREET SUITE 1, WABAN, MA 02468



WINDOW B

EXISTING WINDOWS
HARRIS RESIDENCE
2 BEAVER STREET, BOSTON, MA

MAYER + ASSOCIATES
ARCHITECTS

TEL 617 916 0774
FAX 857 404 0210
1647 BEACON STREET SUITE 1, WABAN, MA 02468



WINDOW C

EXISTING WINDOWS
HARRIS RESIDENCE
2 BEAVER STREET, BOSTON, MA



WINDOW C
LEFT SIDE SILL



WINDOW C
RIGHT SIDE SILL



WINDOW C
LEFT SIDE SILL



WINDOW C
RIGHT SIDE SILL



WINDOW C
LEFT SIDE HEADER



WINDOW C
RIGHT SIDE HEADER

A2-3

DEMO EXISTING WINDOW
& SECURITY BARS

A

DEMO BRICK INFILL

B

DEMO EXISTING WINDOW
& SECURITY BARS

C

A2-2

GARAGE

COURTYARD

A2-4

DEMO GARAGE DOORS

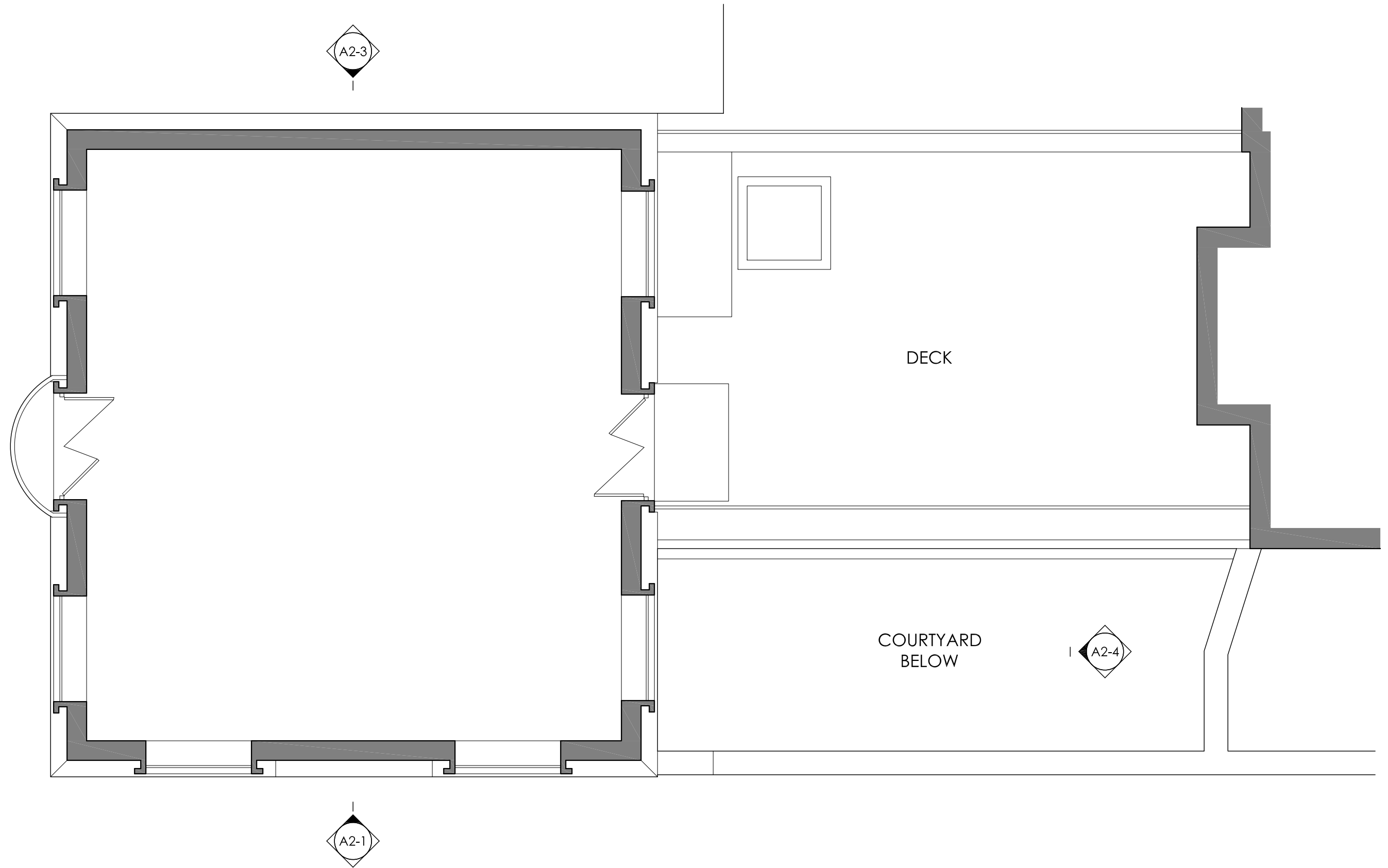
A2-1

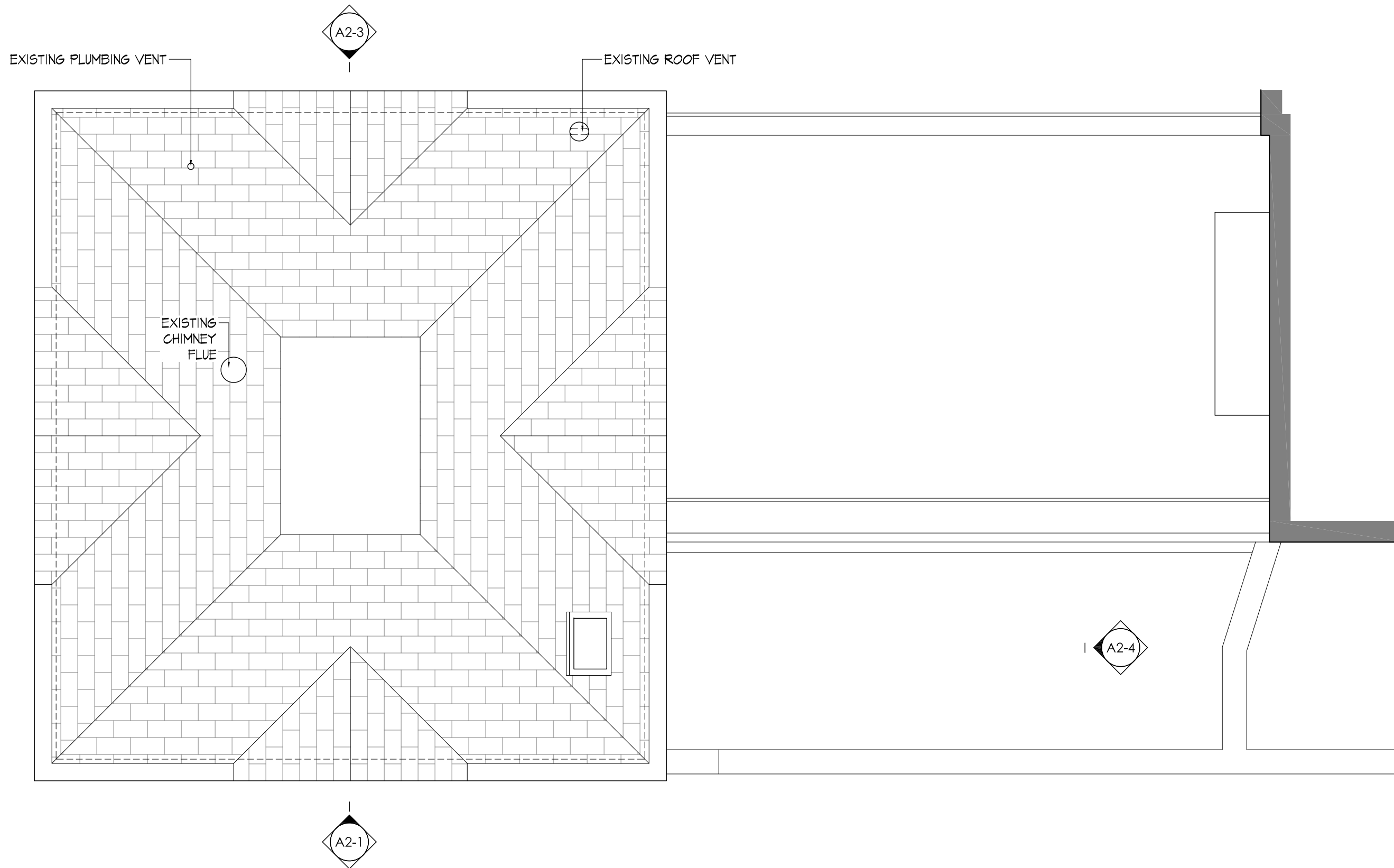
DEMO BRICK INFILL
IN EXISTING ARCH

EQUAL

DEMO WALL
FOR GATE ENTRY

EQUAL

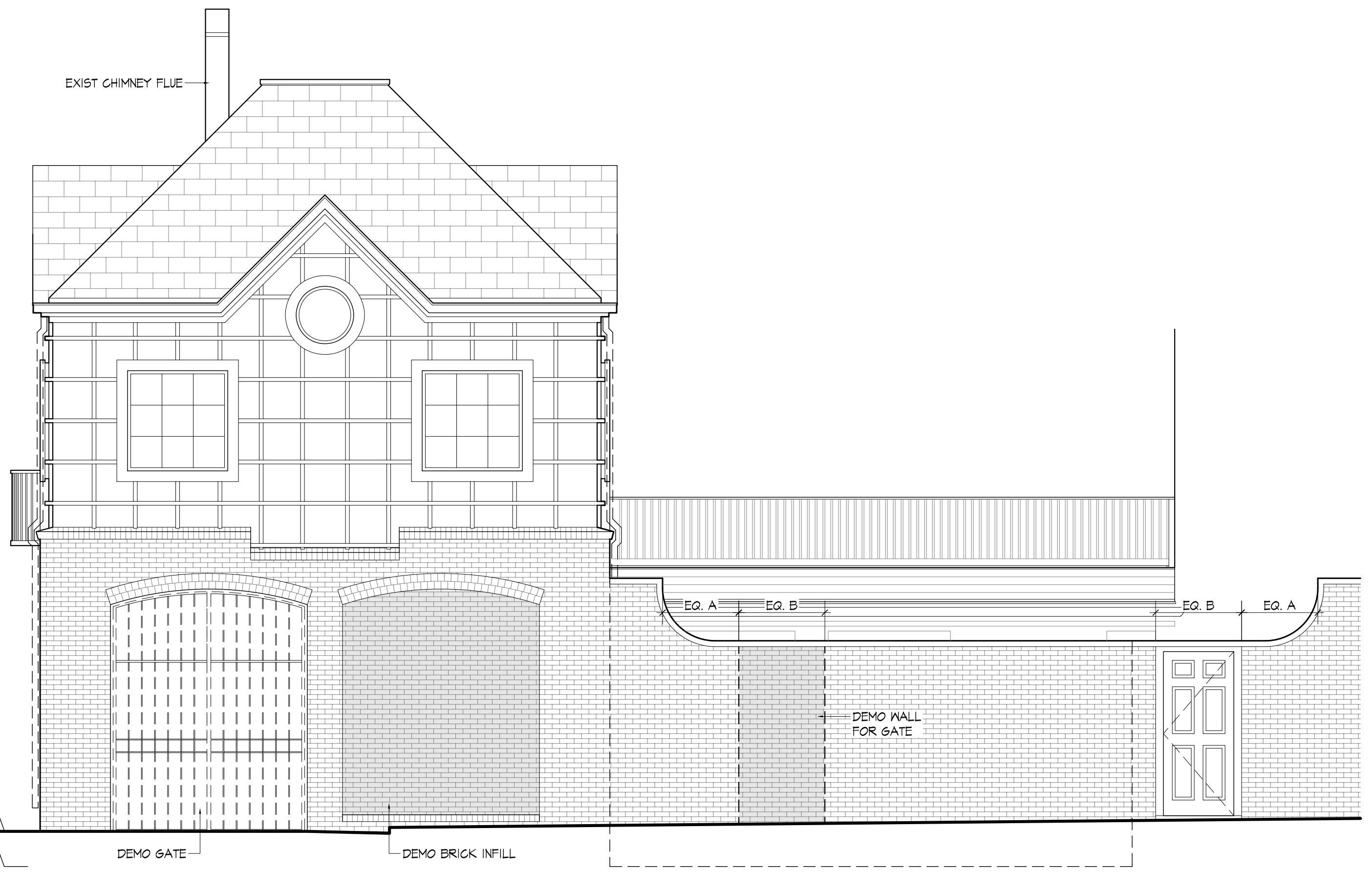




EXIST CHIMNEY FLUE

FIRST FLOOR
ELEVATION: +12'-10 1/2"

FIRST FLOOR
ELEVATION: 0'-0"
COURTYARD
ELEVATION: -1'-6 1/2"



DEMO GATE

DEMO BRICK INFILL

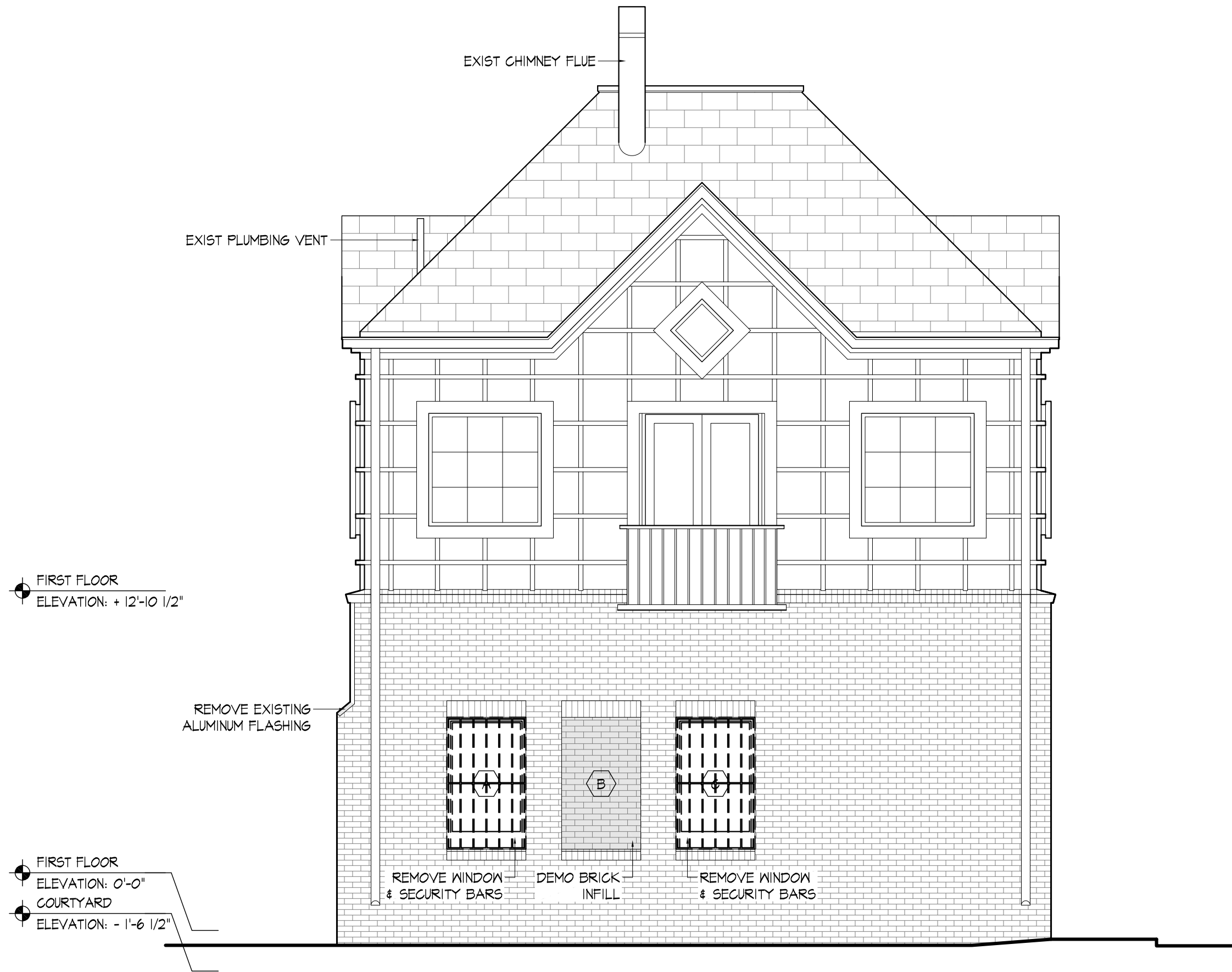
DEMO WALL
FOR GATE

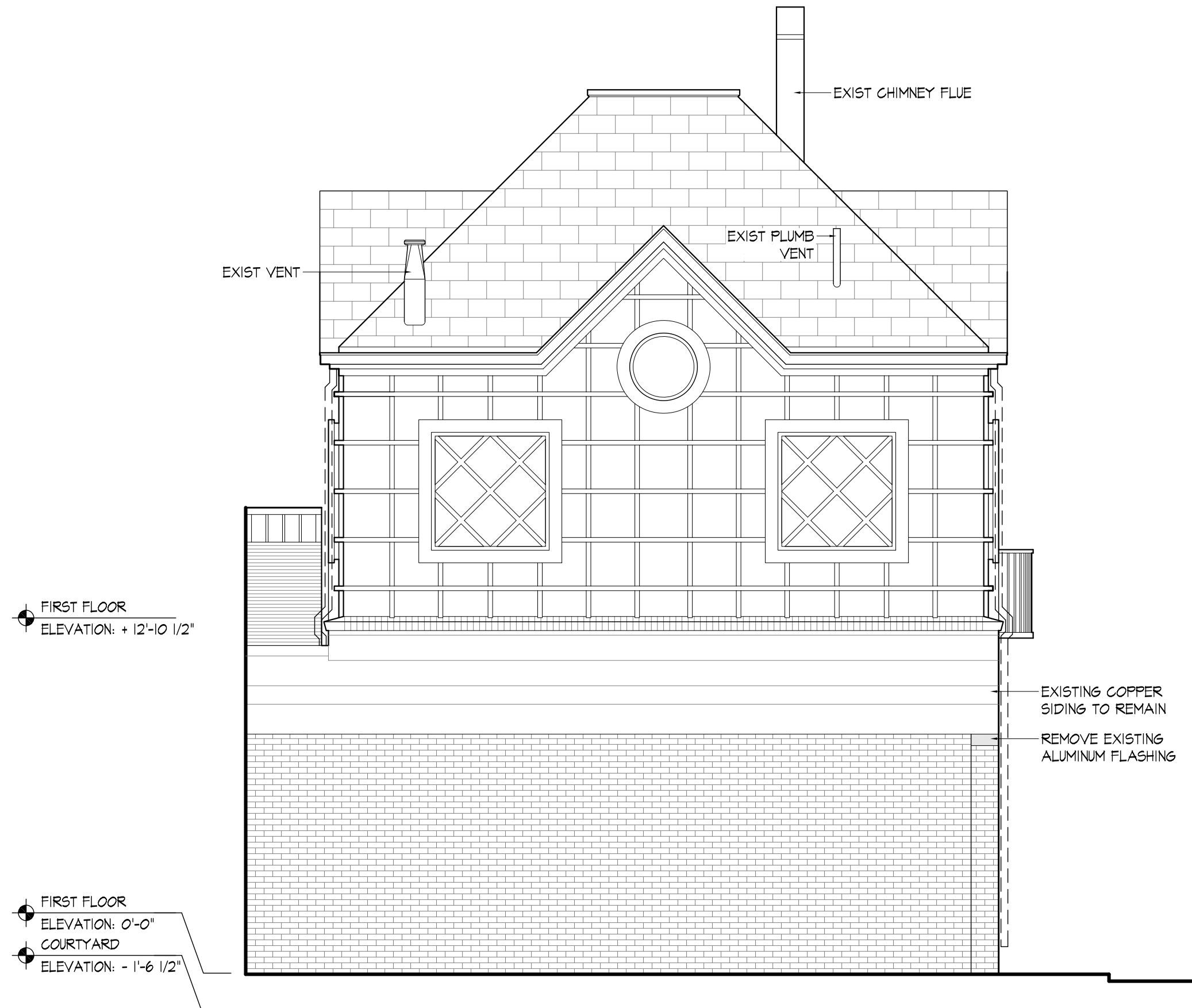
EQ. A

EQ. B

EQ. B

EQ. A

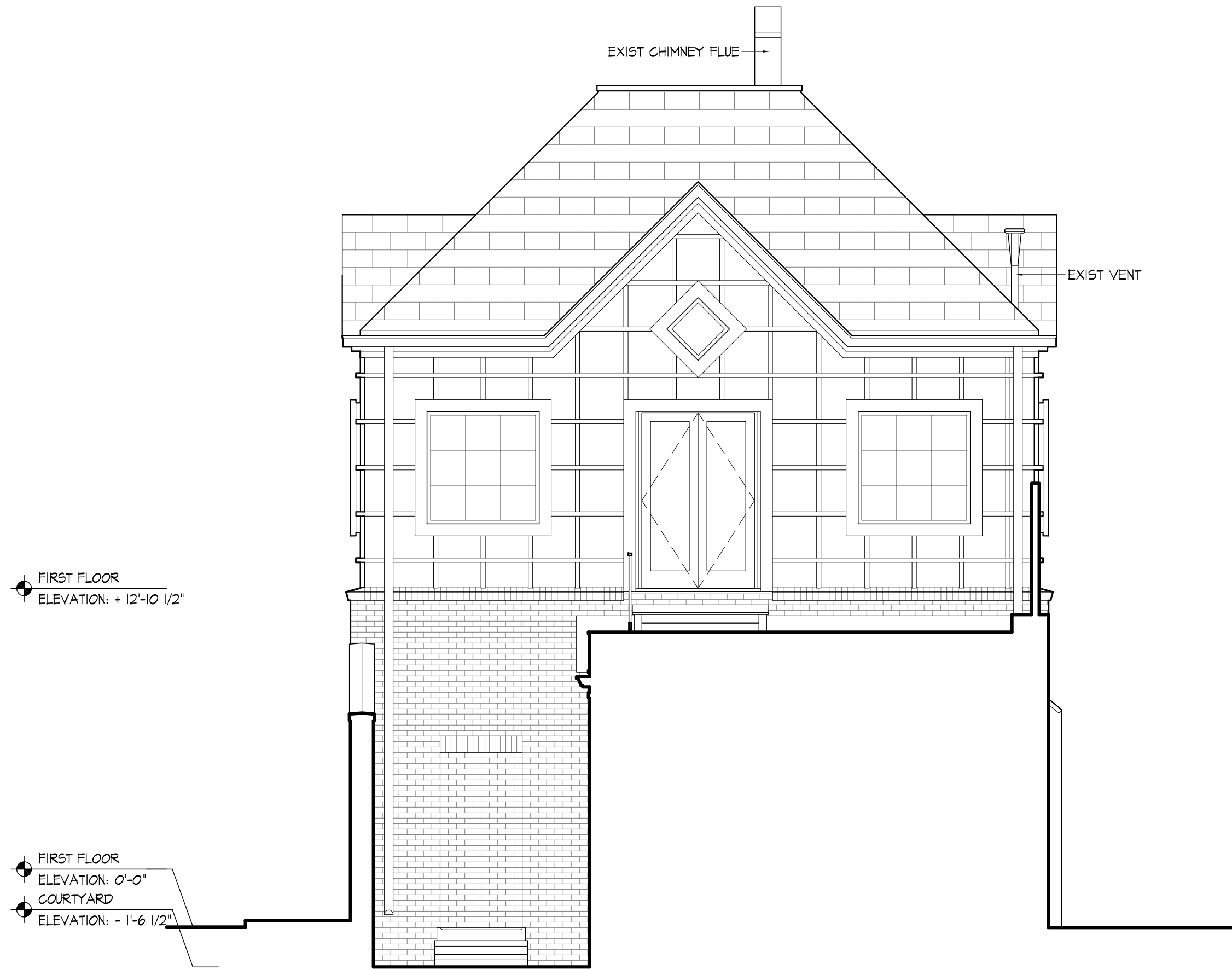




FIRST FLOOR
ELEVATION: + 12'-10 1/2"

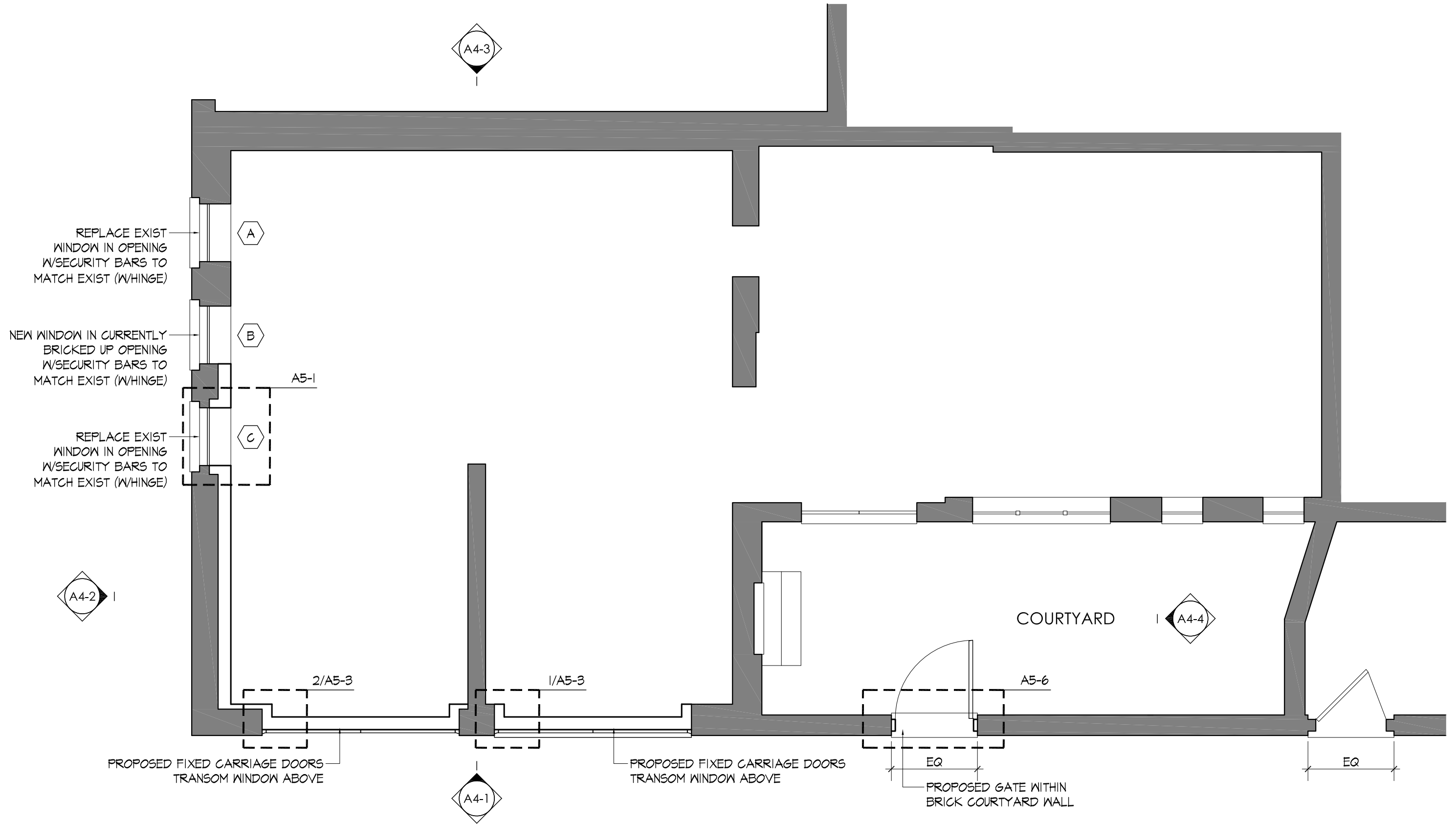
FIRST FLOOR
ELEVATION: 0'-0"
COURTYARD
ELEVATION: - 1'-6 1/2"

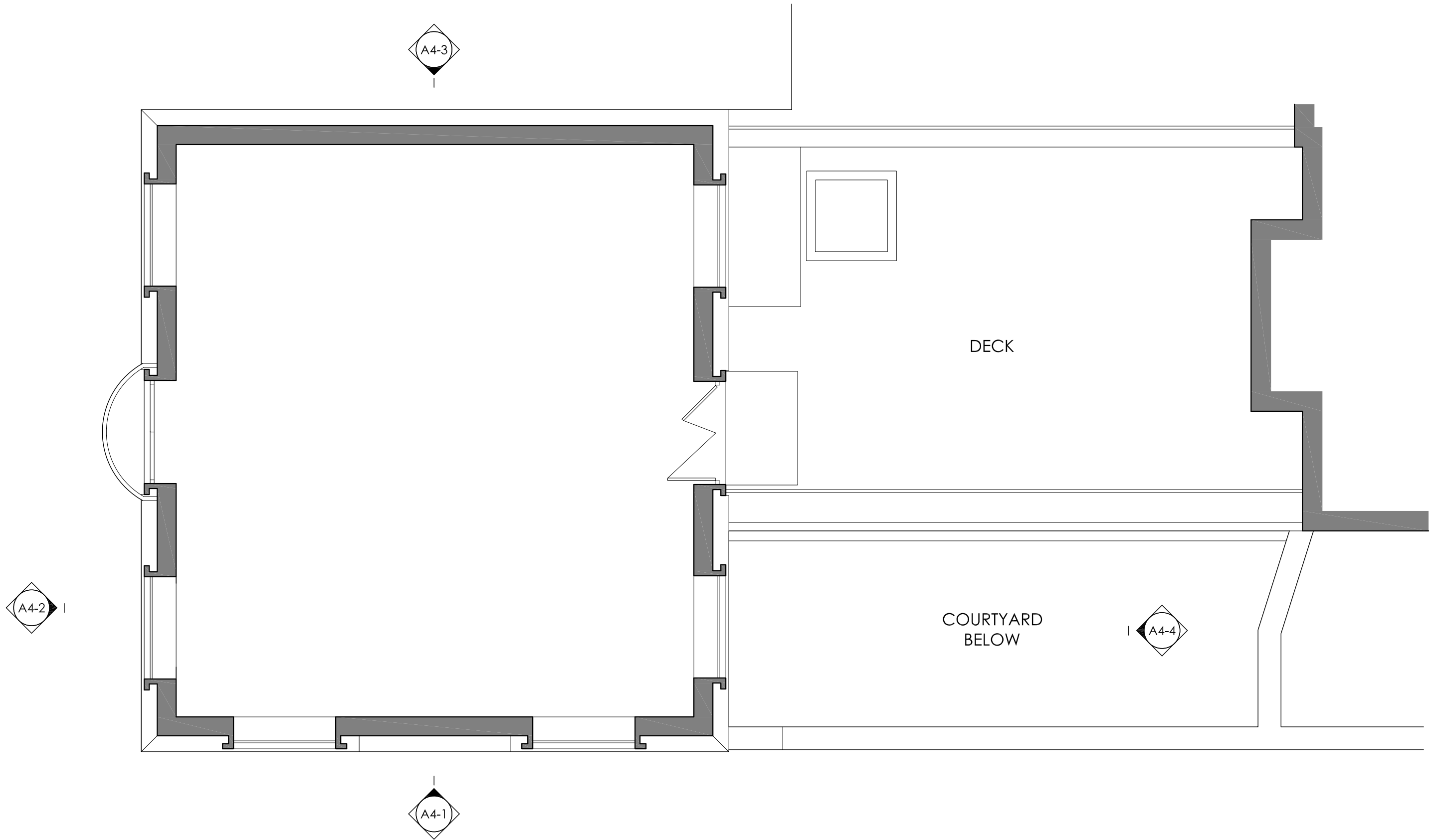
EXISTING COPPER
SIDING TO REMAIN
REMOVE EXISTING
ALUMINUM FLASHING



FIRST FLOOR
 ELEVATION: + 12'-10 1/2"

FIRST FLOOR
 ELEVATION: 0'-0"
 COURTYARD
 ELEVATION: - 1'-6 1/2"

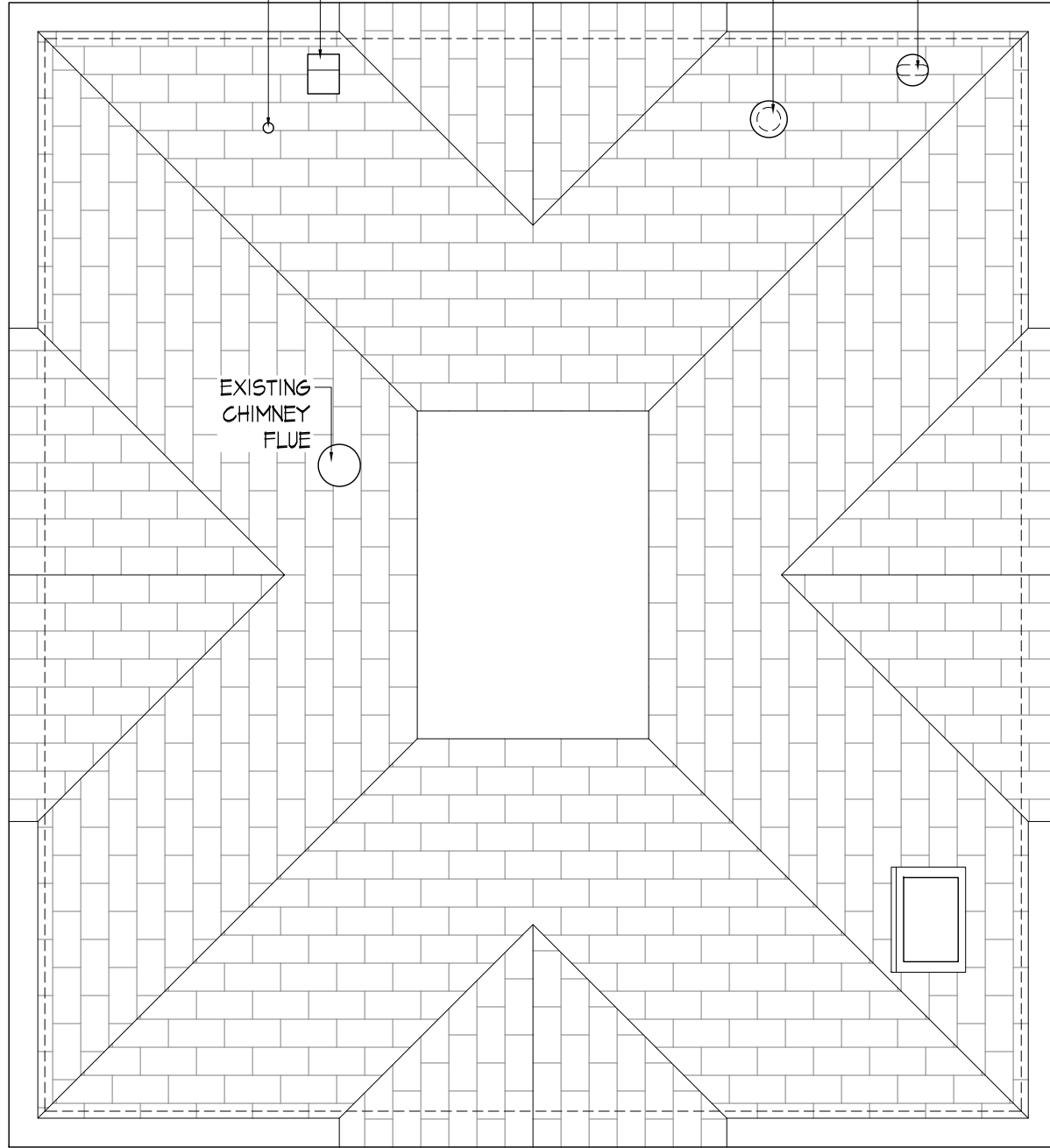




PROPOSED FAMCO
COPPER HOOD
EXHAUST VENT BELOW
EXISTING PLUMBING VENT

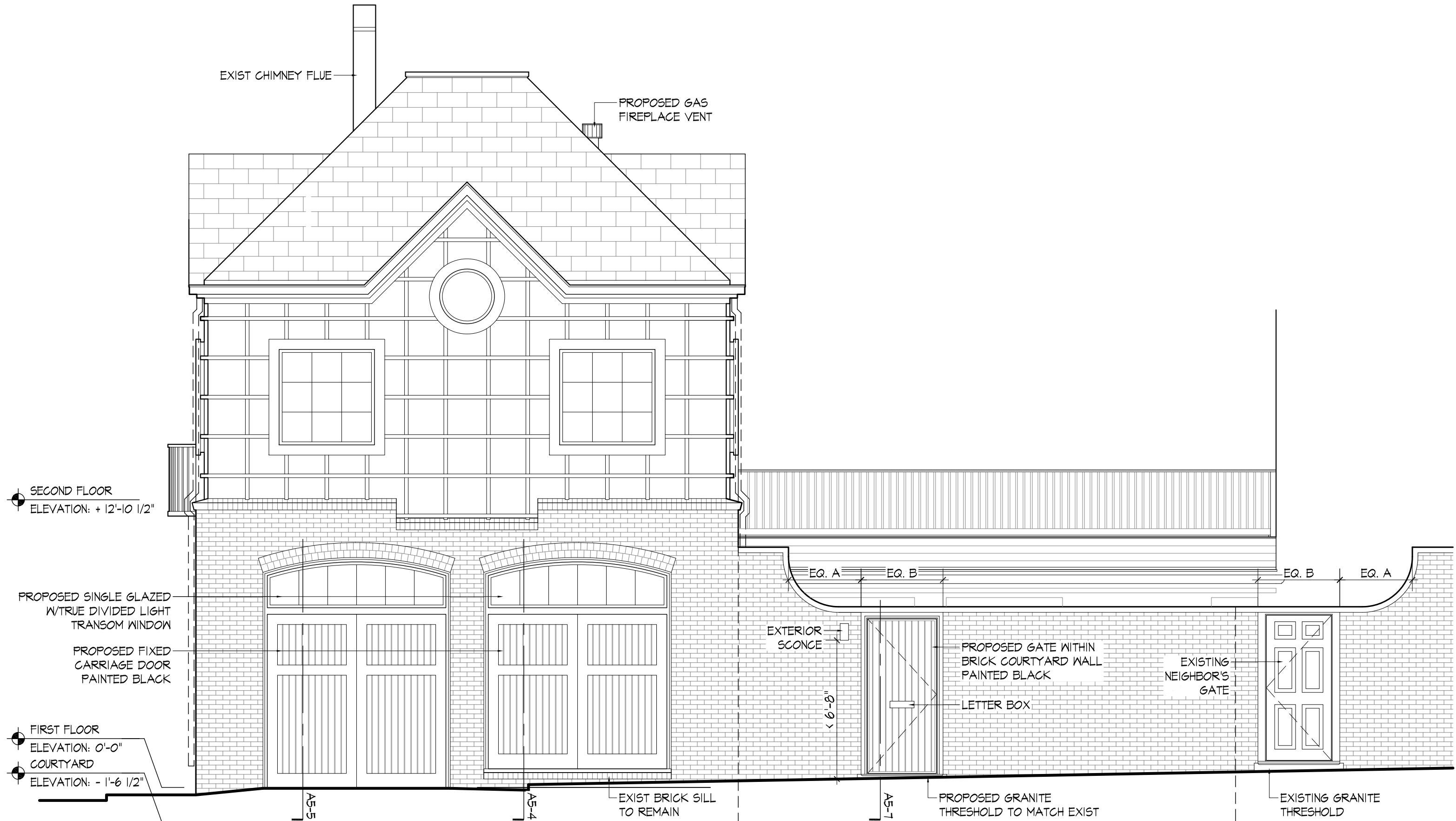


GAS FIREPLACE
VENT CAP BELOW
EXISTING ROOF VENT



EXISTING
CHIMNEY
FLUE





MAYER + ASSOCIATES
ARCHITECTS

HARRIS RESIDENCE
2 BEAVER STREET, BOSTON, MA

BEAVER STREET ELEVATION
PROPOSED

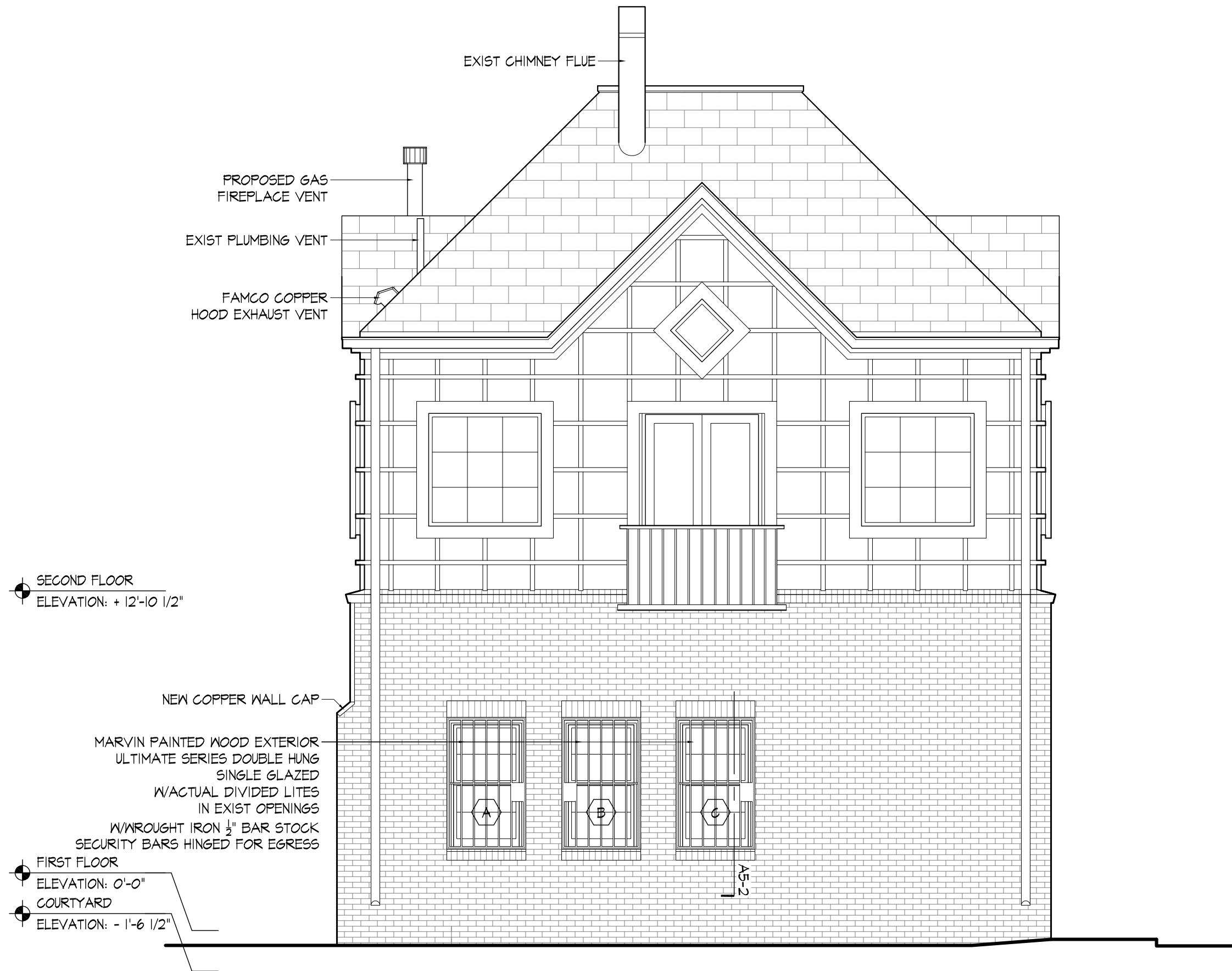
SCALE: 1/4" = 1'-0"

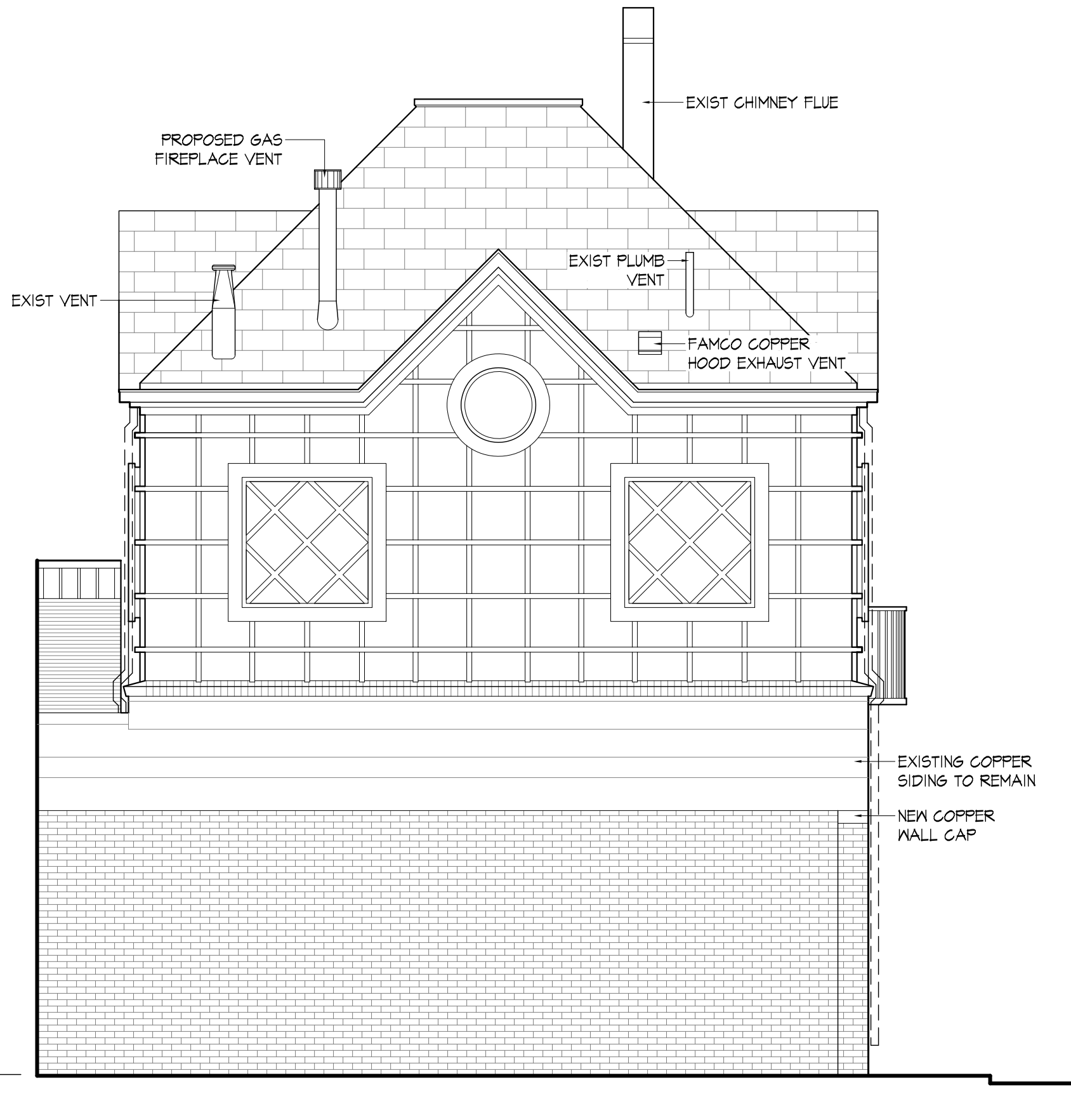
MAY 28, 2020

TEL 617 916 0774
FAX 857 404 0210

1647 BEACON STREET, WABAN, MA 02468

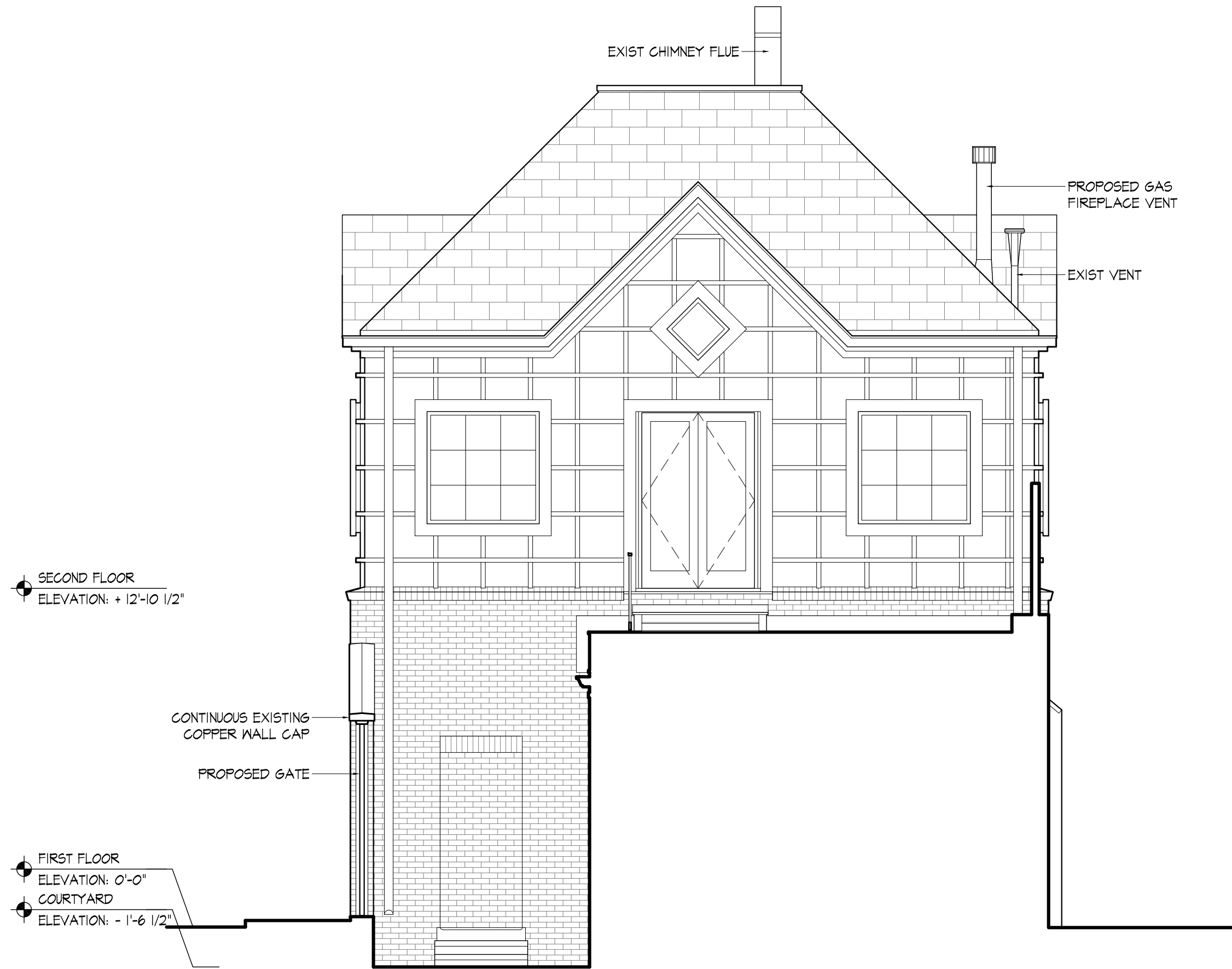
A4-1

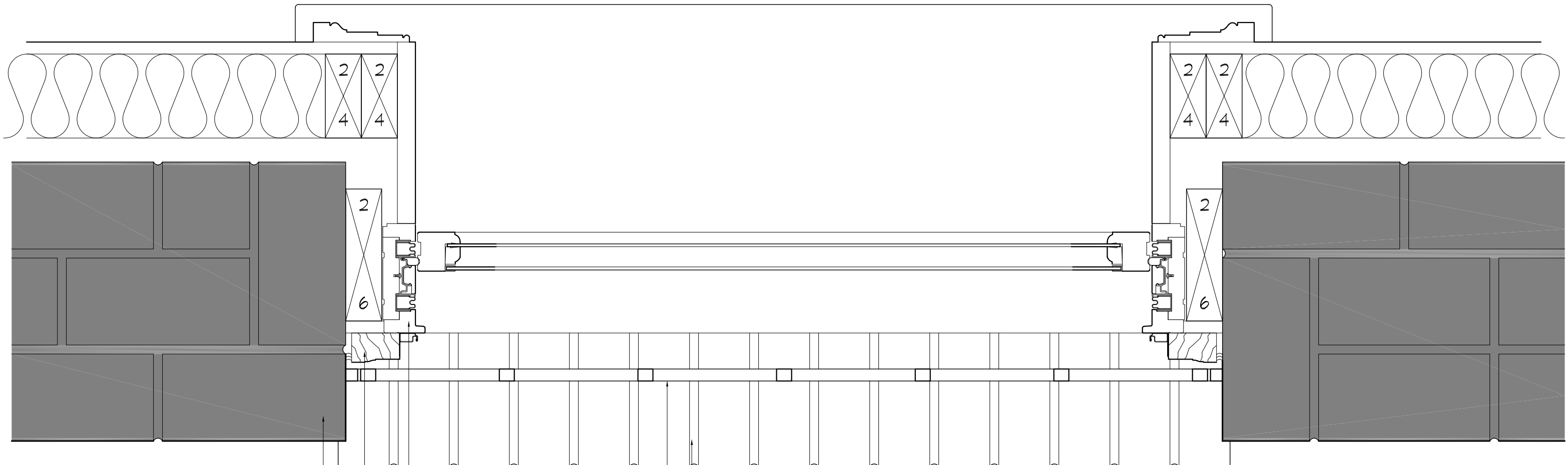




FIRST FLOOR
ELEVATION: +12'-10 1/2"

FIRST FLOOR
ELEVATION: 0'-0"
COURTYARD
ELEVATION: -1'-6 1/2"

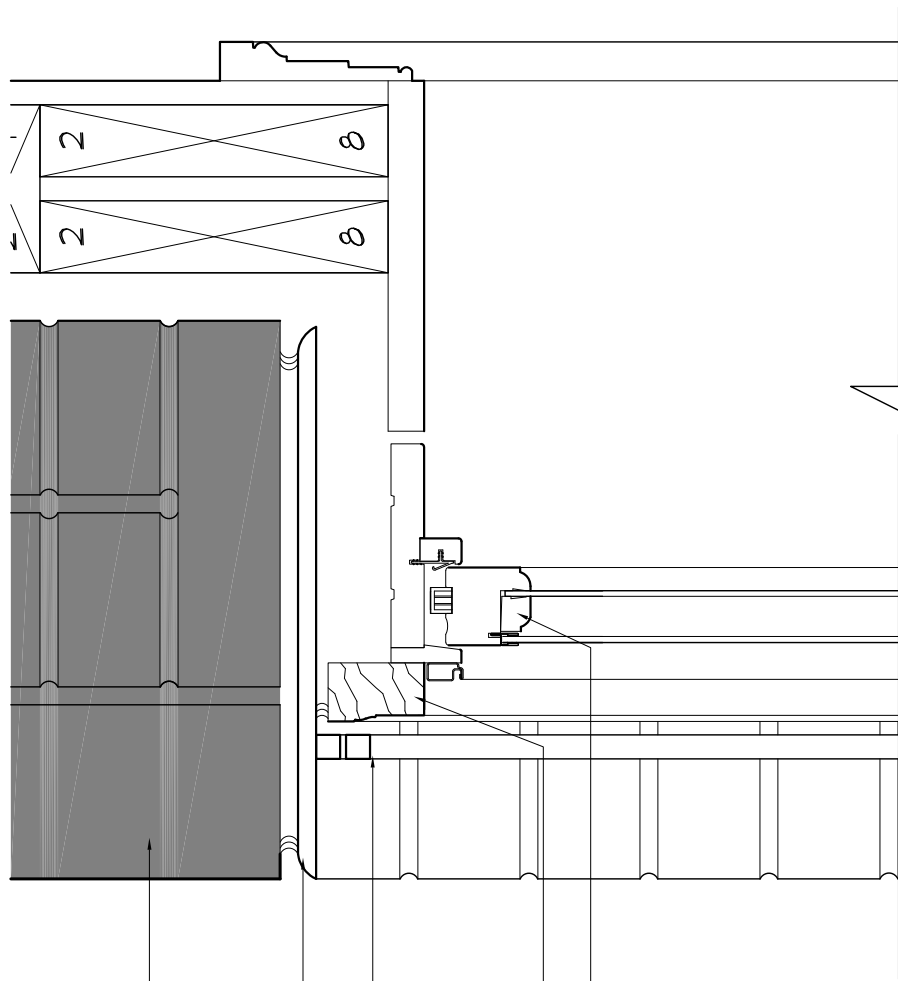




EXISTING EXTERIOR BRICK
 PROPOSED WOOD BRICK MOULD

MARVIN PAINTED WOOD EXTERIOR
 ULTIMATE SERIES DOUBLE HUNG
 SINGLE GLAZED
 W/ACTUAL DIVIDED LITES

EXISTING BRICK SILL BELOW
 PROPOSED IRON SECURITY BARS
 WROUGHT IRON 1/2" BAR STOCK
 HINGED FOR EGRESS
 AFFIXED VIA MORTAR JOINTS
 PAINTED BLACK



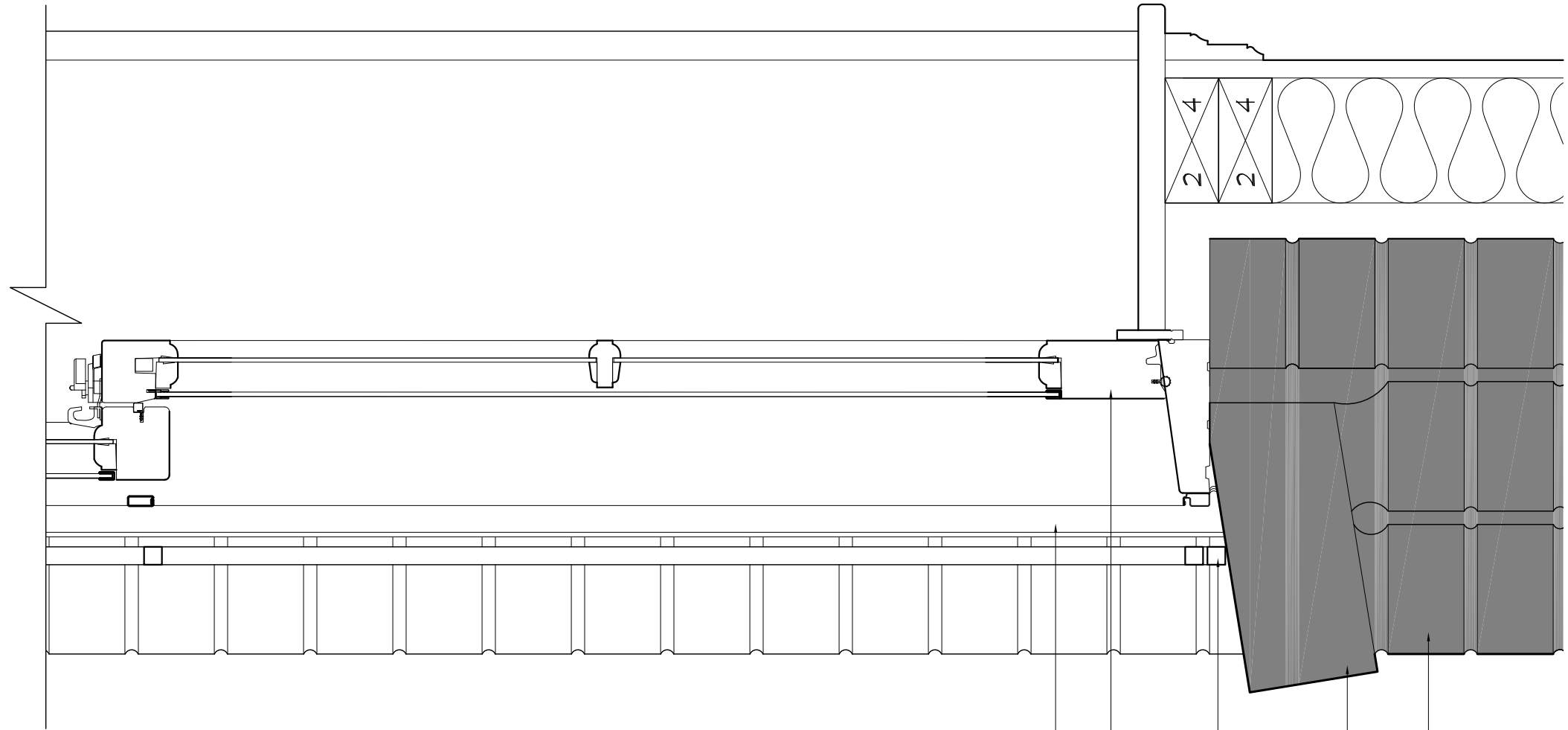
EXISTING BRICK HEADER
SOLDIER COURSE

EXISTING IRON LINTEL
(PAINTED BLACK)

PROPOSED SECURITY BARS
WROUGHT IRON 1/2" STOCK
HINGED FOR EGRESS
AFFIXED VIA MORTAR JOINTS
PAINTED BLACK

PROPOSED WOOD BRICK MOULD

MARVIN PAINTED WOOD EXTERIOR
ULTIMATE SERIES DOUBLE HUNG
SINGLE GLAZED
W/ACTUAL DIVIDED LITES



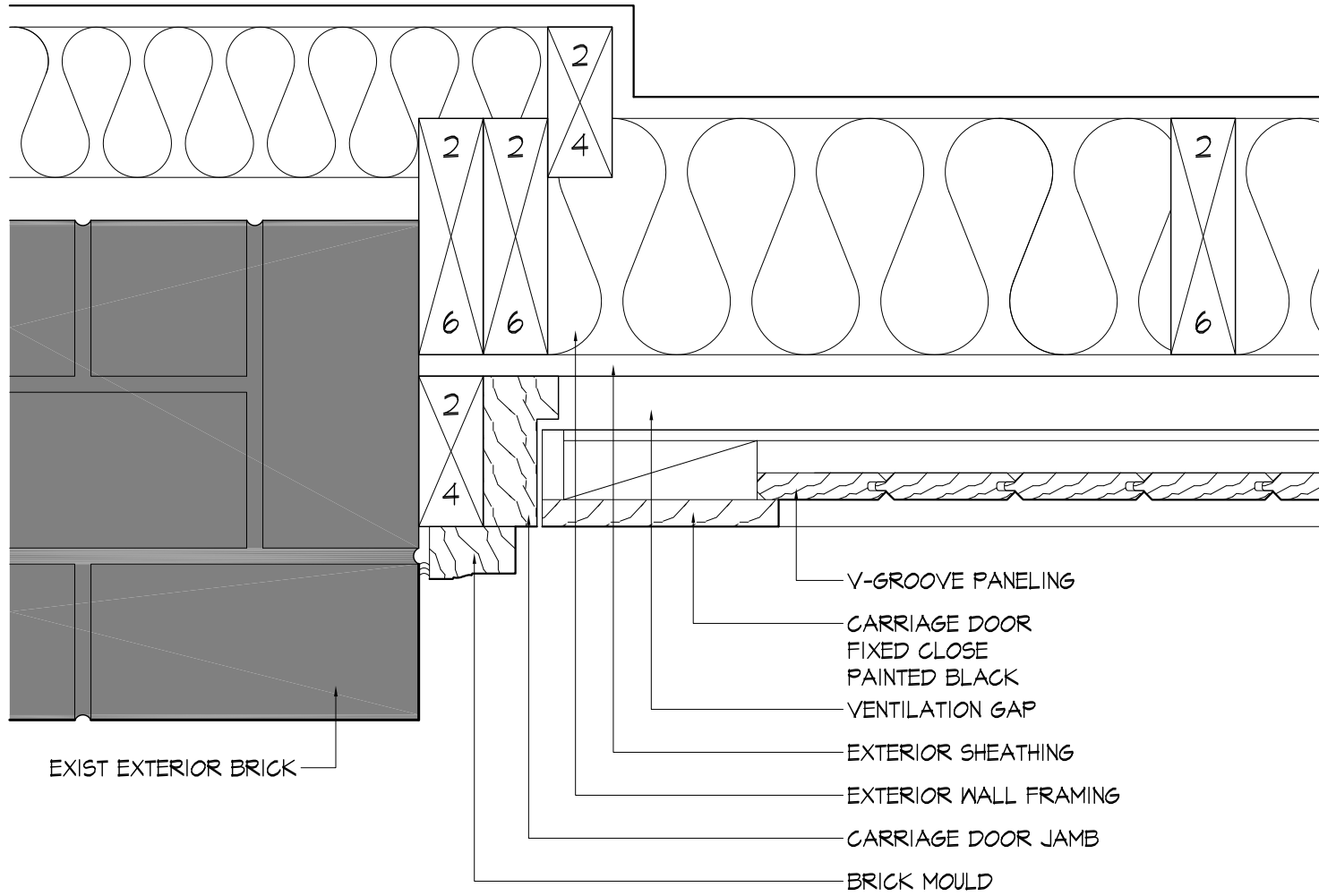
PROPOSED SECURITY BARS
WROUGHT IRON 1/2" BAR STOCK
HINGED FOR EGRESS
AFFIXED VIA MORTAR JOINTS
PAINTED BLACK

EXIST BRICK SILL

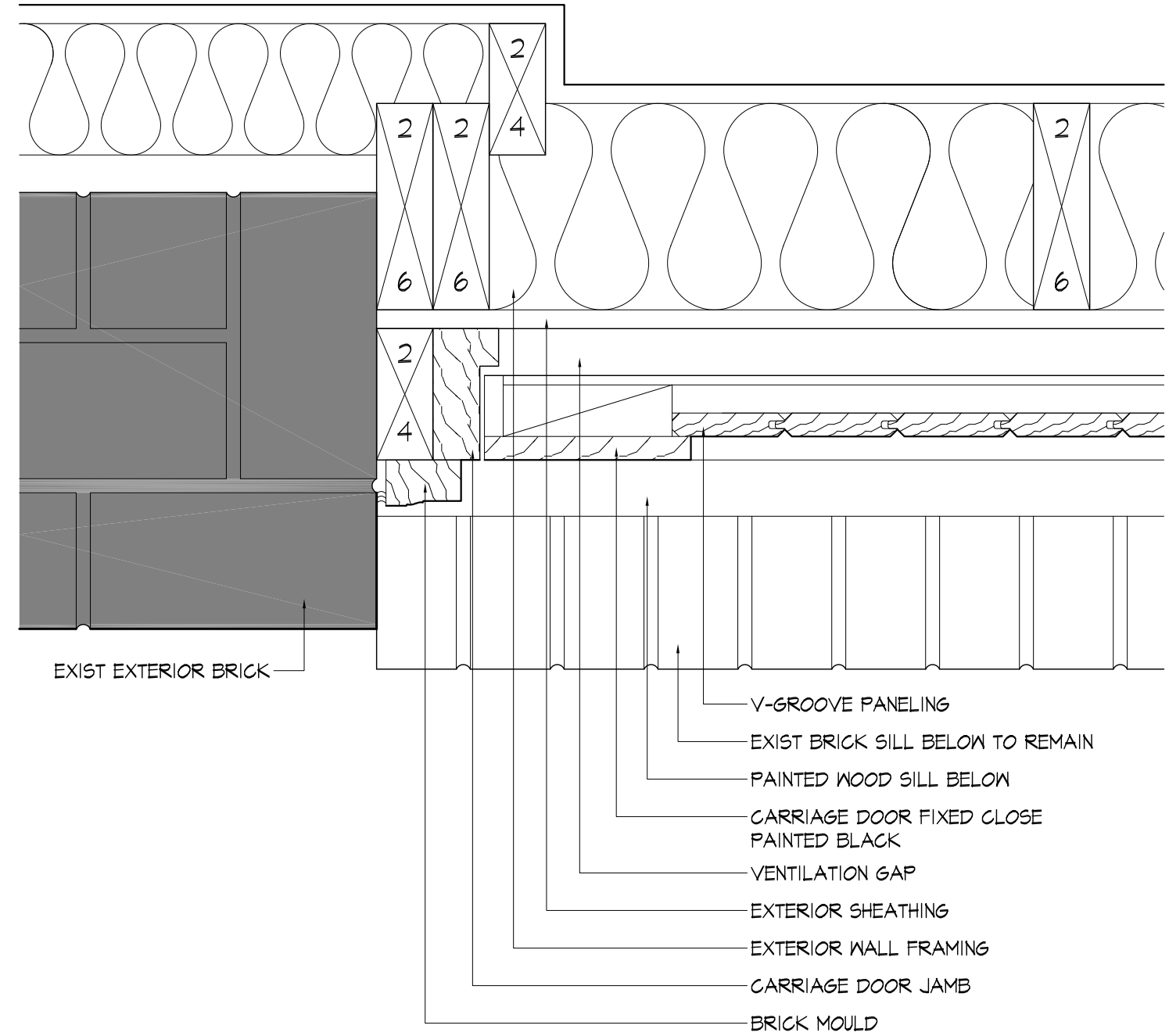
EXIST EXTERIOR BRICK

PROPOSED WOOD
BRICK MOULD BEYOND

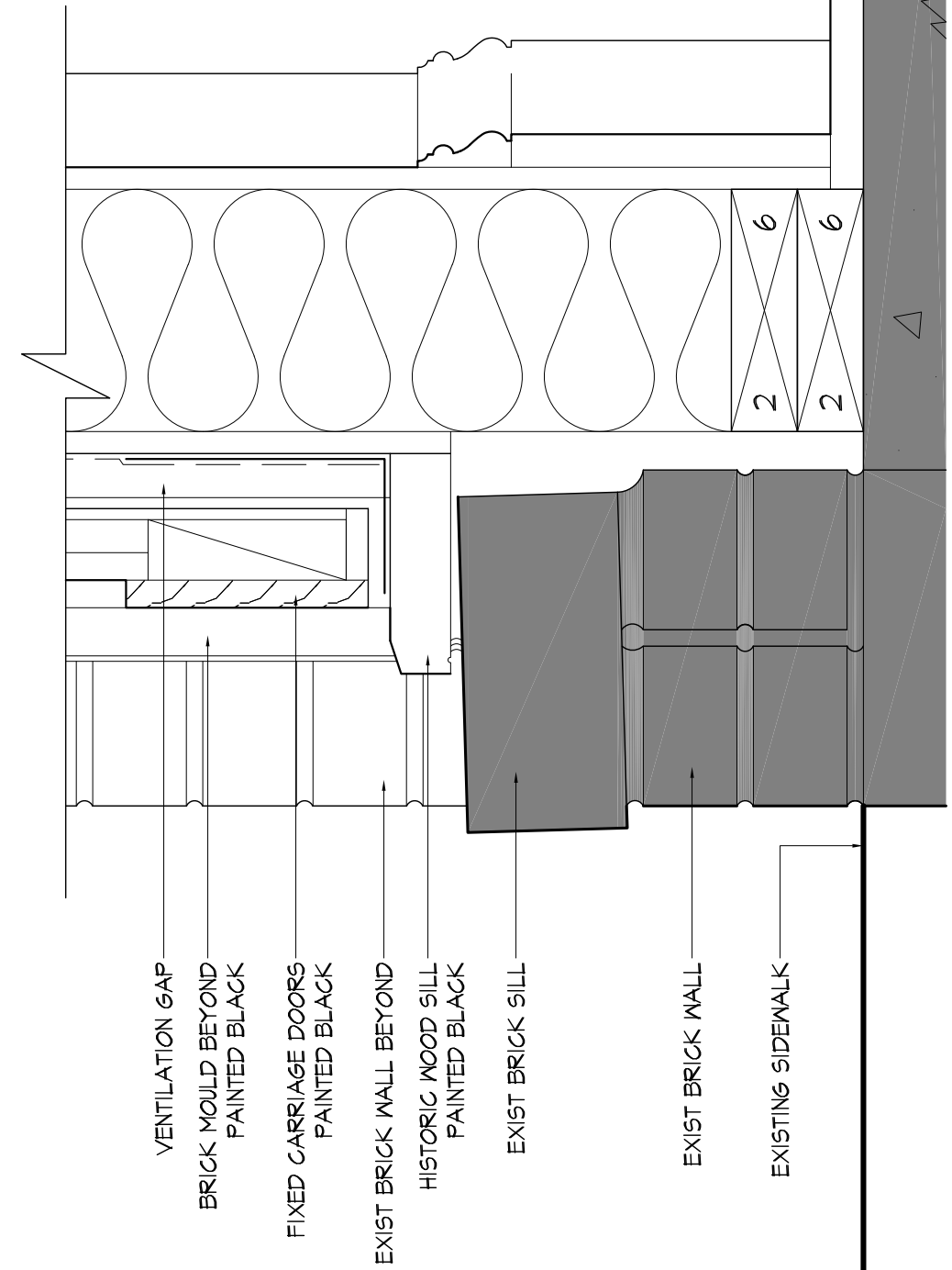
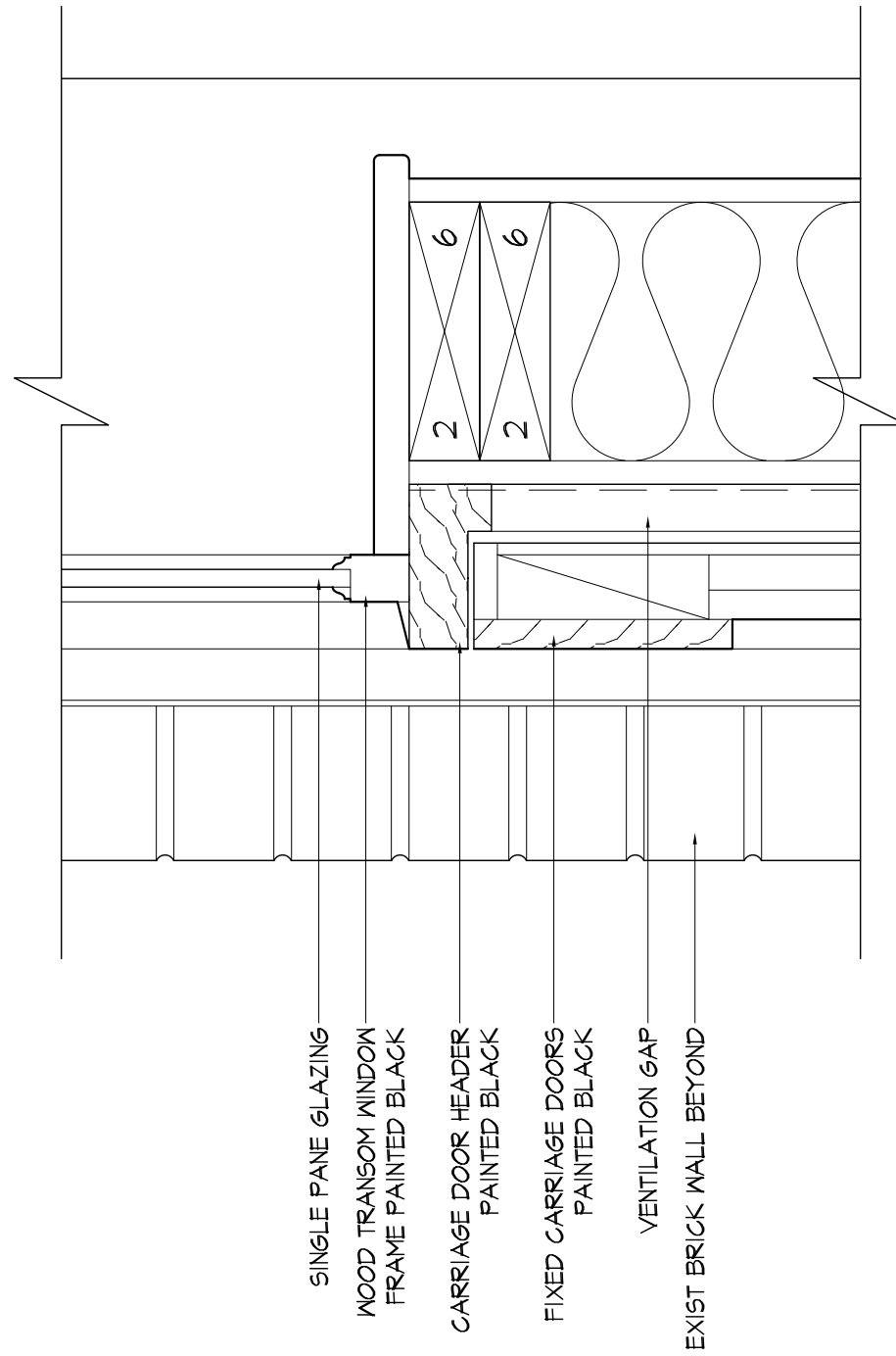
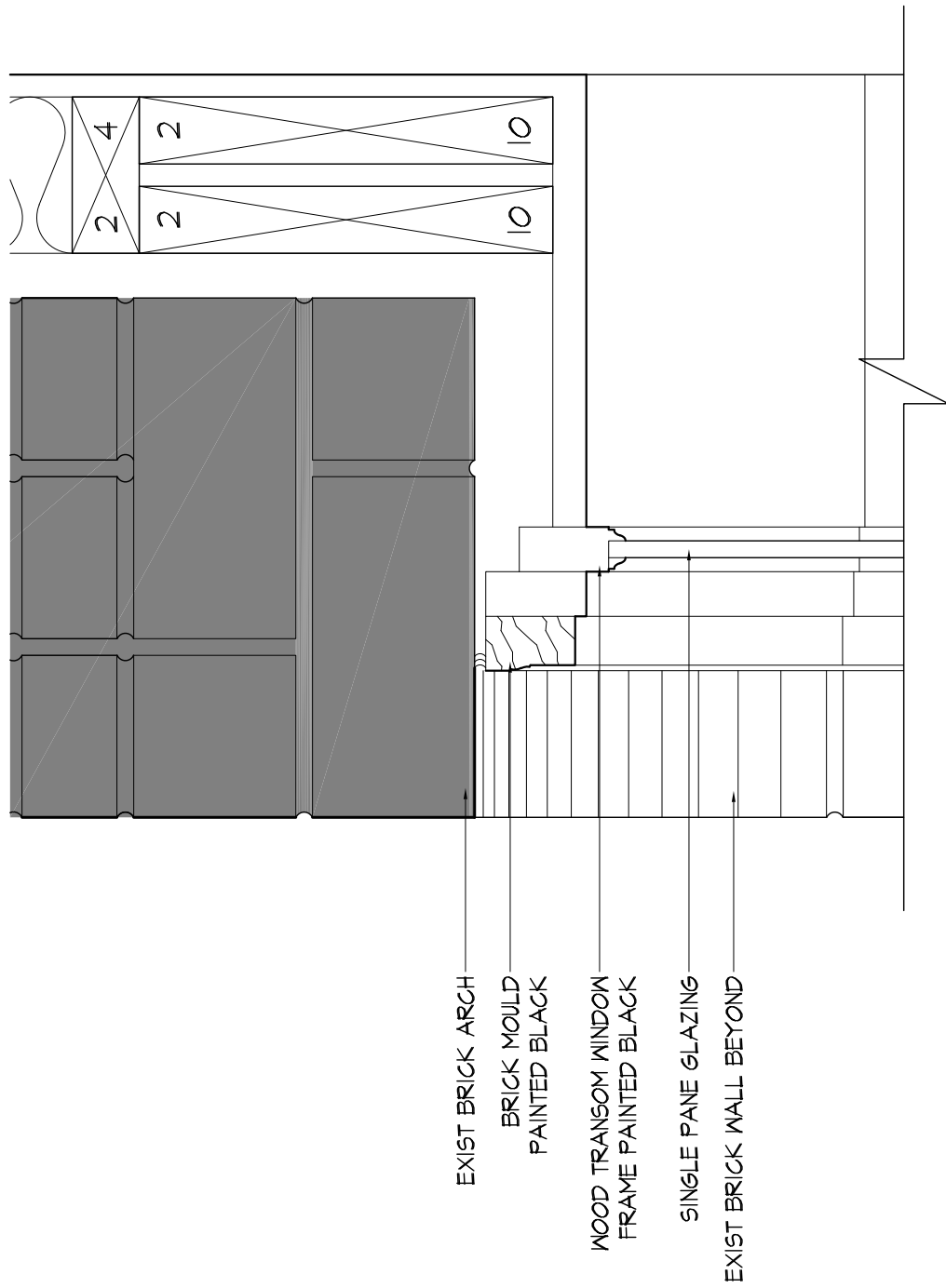
MARVIN PAINTED WOOD EXTERIOR
ULTIMATE SERIES DOUBLE HUNG
SINGLE GLAZED
W/ACTUAL DIVIDED LITES

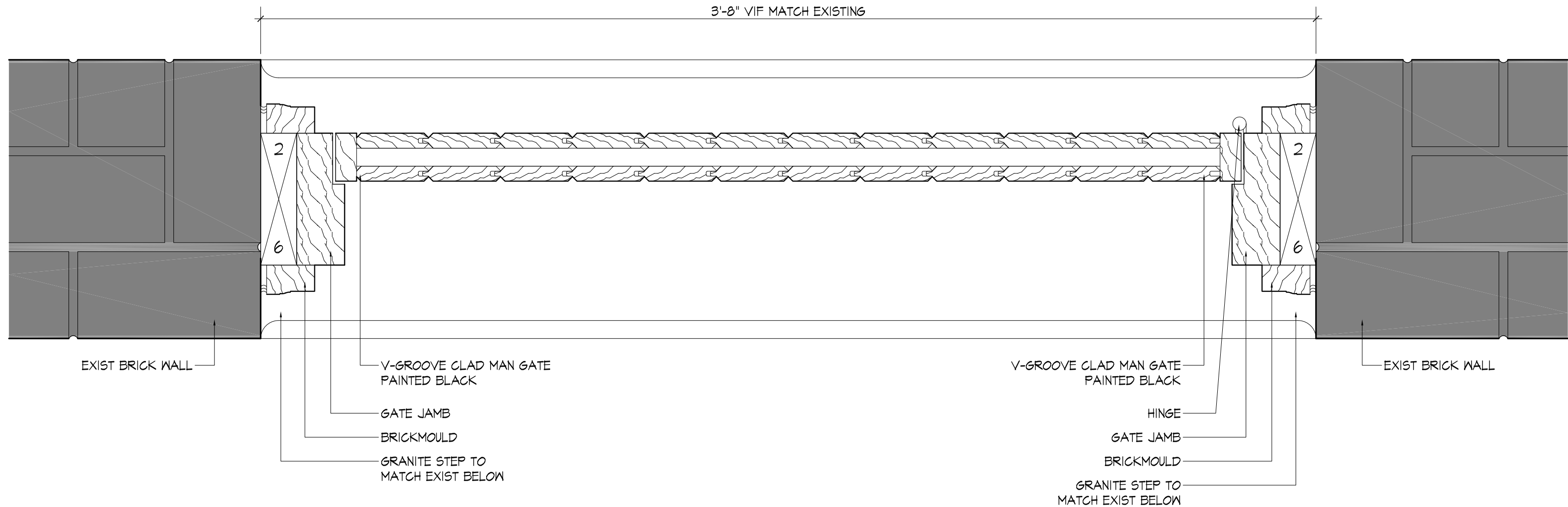


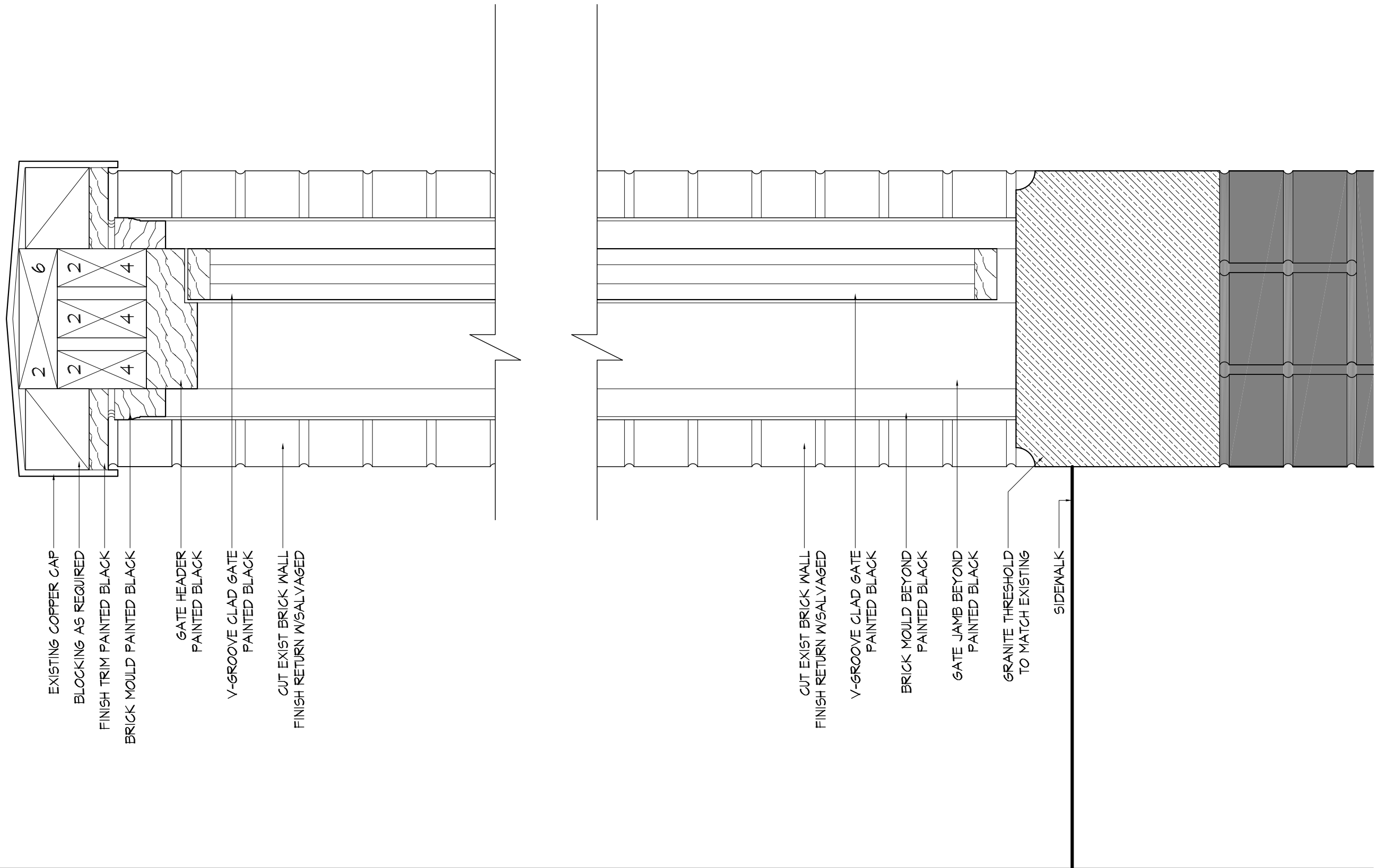
2 GARAGE ARCH PLAN
SCALE: 3" = 1'-0"



1 ARCH W/SILL PLAN
SCALE: 3" = 1'-0"







EXISTING COPPER CAP
 BLOCKING AS REQUIRED
 FINISH TRIM PAINTED BLACK
 BRICK MOULD PAINTED BLACK
 GATE HEADER
 PAINTED BLACK
 V-GROOVE CLAD GATE
 PAINTED BLACK
 CUT EXIST BRICK WALL
 FINISH RETURN W/SALVAGED

CUT EXIST BRICK WALL
 FINISH RETURN W/SALVAGED
 V-GROOVE CLAD GATE
 PAINTED BLACK
 BRICK MOULD BEYOND
 PAINTED BLACK
 GATE JAMB BEYOND
 PAINTED BLACK
 GRANITE THRESHOLD
 TO MATCH EXISTING
 SIDEWALK



HARRIS RESIDENCE
2 BEAVER STREET
BOSTON, MA

MATERIAL SPECIFICATIONS

MAY 28, 2020



HARRIS RESIDENCE
2 BEAVER STREET, BOSTON MA

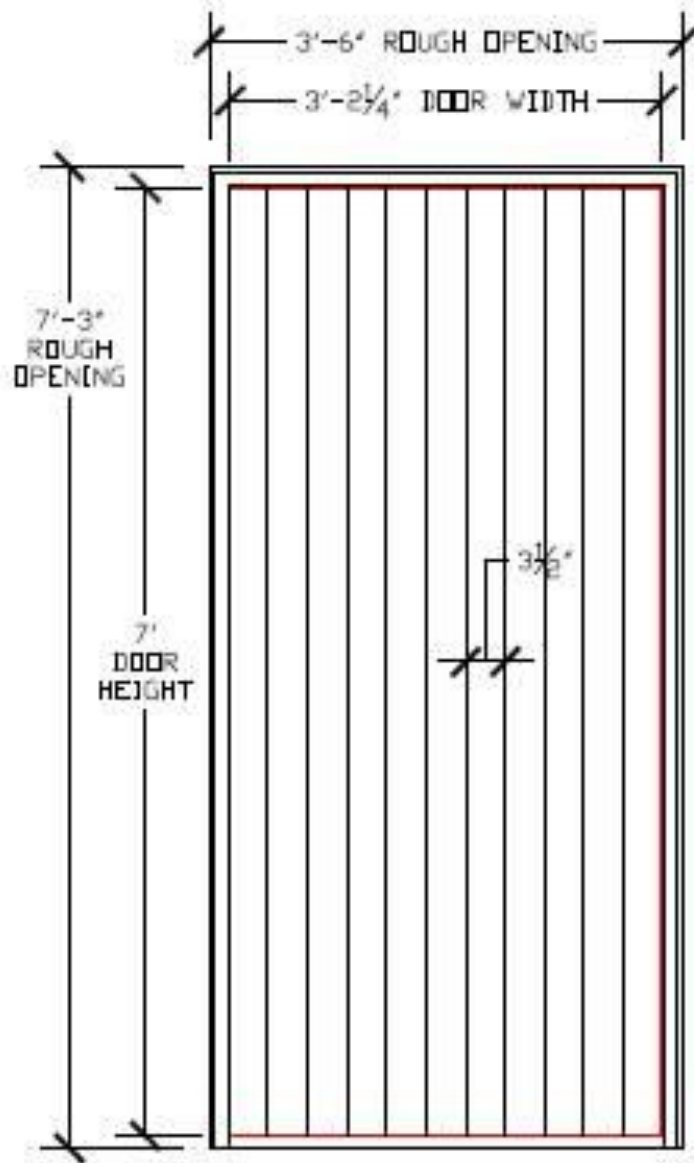
SPECIFICATION AND CUTSHEET INDEX

1. GATE THRESHOLD – NATURAL AGED GRANITE
2. GATE CONSTRUCTION DETAILS - DESIGNER GARAGE DOORS
3. GATE HARDWARE
 - a. LEVER – BALDWIN BOULDER
 - b. VIDEO INTERCOM DEADBOLT – ALTRO SMART LOCK
 - c. LETTER SLOT – BALDWIN
 - d. HOUSE NUMBER - BALDWIN
4. LIGHT FIXTURE – LIVEX PRINCETON
5. CARRIAGE DOOR CONSTRUCTION DETAILS – DESIGNER GARAGE DOORS
6. CARRIAGE DOOR HARDWARE
 - a. PULL – RUSTICA MOOR PULL
 - b. HINGE – BUTT HINGE (PHOTO)
7. WINDOW CONSTRUCTION DETAILS – MARVIN DOUBLE HUNG W/ ENERGY PANEL
8. TRIM PROFILES
 - a. BRICK MOLD – ANDERSON MCQUAID
9. PAINT COLORS
 - a. PT-1 BLACK
10. VENTS
 - a. HOOD EXHAUST – FAMCO COPPER VENT
 - b. FIREPLACE – STAINLESS VENT



NATURAL AGED GRANITE

PETERBOROUGH MARBLE & GRANITE WORKS, NH



GATE DOOR ELEVATION
DESIGNER GARAGE DOORS

MATERIAL: SAPELE, V-GROOVE T&G
REFER TO ARCHITECTURAL DRAWINGS FOR JAMB DETAIL

FINISH: PAINTED PT-1 BLACK

HOME (/) > ESTATE DOOR HARDWARE (/PRODUCTS/PORTFOLIO/DOOR-HARDWARE/ESTATE) > ENTRANCE (/PRODUCTS/CATEGORY/DOOR-HARDWARE/ESTATE/ENTRANCE) > **BOULDER HANDLE GRIP SECTIONAL-102**

BOULDER HANDLE GRIP SECTIONAL

MODEL #: 85353.102.ACLH




(//s7d1.scene7.com/is/image/Baldwin/SKU?
 \$ProductDetailsEnlarge\$\$SkulImage=Baldwin%2f85353-102-aclh-
 c1&\$FinishSwatch=Baldwin/000-nofinish)

Q TAP AND HOLD IMAGE TO ZOOM



Write a review Ask a question

AVAILABLE FINISHES:


Oil-Rubbed Bronze
▼

WHERE TO BUY (/WHERE-TO-BUY?ESTATE=1)

TOUCHSCREEN DEADBOLTS & HANDLESETS

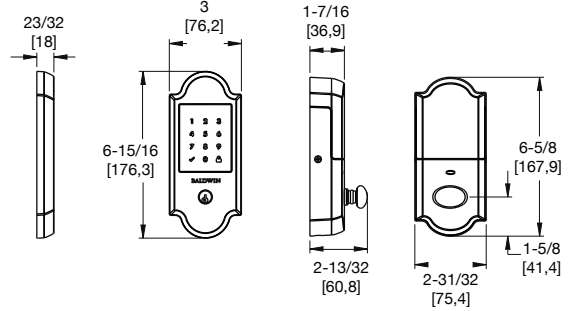
Boulder Touchscreen Deadbolt



**Quick Ship
Finishes:**
003, 112, 150



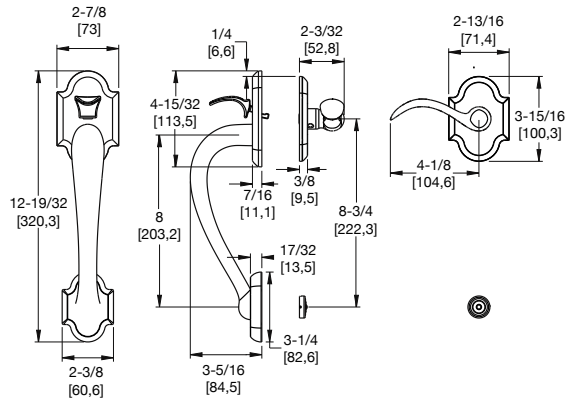
Item #	Description	Wt.	003, 031, 033	044,
			050, 060, 102	055, 056
			112, 150, 151	402, 452
8235.xxx	Touchscreen Boulder Deadbolt Standalone	4.6	\$440	\$472
8235.xxx.ZW	Touchscreen Boulder Deadbolt with Z-Wave Technology	4.6	\$530	\$564



Boulder Handle Grip w/ Beavertail Lever



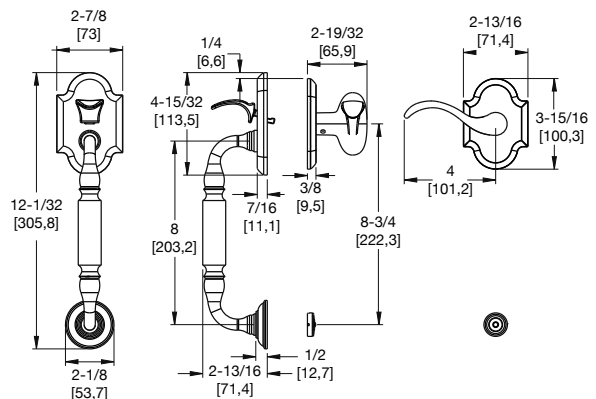
Item #	Description	Wt.	003, 031, 033	044,
			050, 060, 102	055, 056
			112, 150, 151	402, 452
85353.xxx.ACRH	Boulder Handle Grip (RH)	6.8	\$382	\$398
85353.xxx.ACLH	Boulder Handle Grip (LH)	6.8	\$382	\$398



Canterbury Handle Grip w/ Wave Lever



Item #	Description	Wt.	003, 031, 033	044,
			050, 060, 102	055, 056
			112, 150, 151	402, 452
85305.xxx.ACRH	Canterbury Handle Grip (RH)	5.8	\$382	\$398
85305.xxx.ACLH	Canterbury Handle Grip (LH)	5.8	\$382	\$398



Altro Smart Model X

The all-in-one keyless video and audio enabled smart lock

- 1-way video, 2-way audio
- Motion detection
- Encrypted and secure cloud backup
- Integration with Google Home, Alexa, and Siri
- Wi-Fi & BLE connected
- Zero Touch Technology automatically locks and unlocks your door
- Emergency back up key for when needed
- Ability to give remote access
- Unlimited/secure virtual key sharing
- Real-time video and notifications
- Battery operated
- Connector cable for easy charging
- Night vision camera
- Easy to install yourself in just minutes, no wiring required.
- Mobile app to manage your front door in real time
- Included with your purchase is one battery, connector cable, a backup power source, and a traditional key
- Lock Dimensions:
 - Outer Unit: 7.48in. x 2.91in. x 0.94in.
 - Inner Unit: 7.48in. x 2.99in. x 1.41in.





HOME (/) > ESTATE ACCESSORIES (/PRODUCTS/PORTFOLIO/ACCESSORIES/ESTATE) > DOOR ACCESSORIES (/PRODUCTS/CATEGORY/ACCESSORIES/ESTATE/DOOR-ACCESSORIES) > **LETTER BOX PLATES-102**

LETTER BOX PLATES

MODEL #: 0012.102



(//s7d1.scene7.com/is/image/Baldwin/SKU?
\$ProductDetailsEnlarge\$\$SkulImage=Baldwin%2f0012-102-
c1&\$FinishSwatch=Baldwin/000-nofinish)

📏 TAP AND HOLD IMAGE TO ZOOM

★★★★★ [Write a review](#) [Ask a question](#)

AVAILABLE FINISHES:

 Oil-Rubbed Bronze ▼

WHERE TO BUY (/WHERE-TO-BUY?HOMEHARDWARE=1)

HOME (/) > ESTATE ACCESSORIES (/PRODUCTS/PORTFOLIO/ACCESSORIES/ESTATE) > DOOR ACCESSORIES (/PRODUCTS/CATEGORY/ACCESSORIES/ESTATE/DOOR-ACCESSORIES) > **HOUSE NUMBER - 2-031**

HOUSE NUMBER - 2

MODEL #: 90672.031



(//s7d1.scene7.com/is/image/Baldwin/SKU?
 \$ProductDetailsEnlarge\$\$Skulmage=Baldwin%2f90672-150-
 c1&\$FinishSwatch=Baldwin/030-polishedbrass)

Q TAP AND HOLD IMAGE TO ZOOM

★★★★★ 5.0 (1) [Write a review](#) [Ask a question](#)

AVAILABLE FINISHES:

	Non-Lacquered Brass	▼
--	---------------------	---

WHERE TO BUY (/WHERE-TO-BUY?HOMEHARDWARE=1)

Princeton Box Outdoor Wall Sconce



Description:

The Princeton Box Outdoor Wall Sconce is a fresh interpretation on the classic English pocket lantern. This old world charm piece will complement a variety of exteriors. Available with Clear glass and a Black, Bronze, Antique Brass or Vintage Pewter. ADA compliant. Wet location rated. UL listed.

Shown in: Black / Clear

Price: \$174.90

- Shade Color:** Clear
- Body Finish:** Black
- Lamp:** 1 x B10/Candelabra (E12)/60W/120V Incandescent
1 x B10/Candelabra (E12)/120V LED
- Wattage:** 60W
- Dimmer:** Incandescent
- Dimensions:** 4.75"W x 9"H x 3.88"D

Technical Information

Product Dimensions: Backplate: 4" x 6.25"

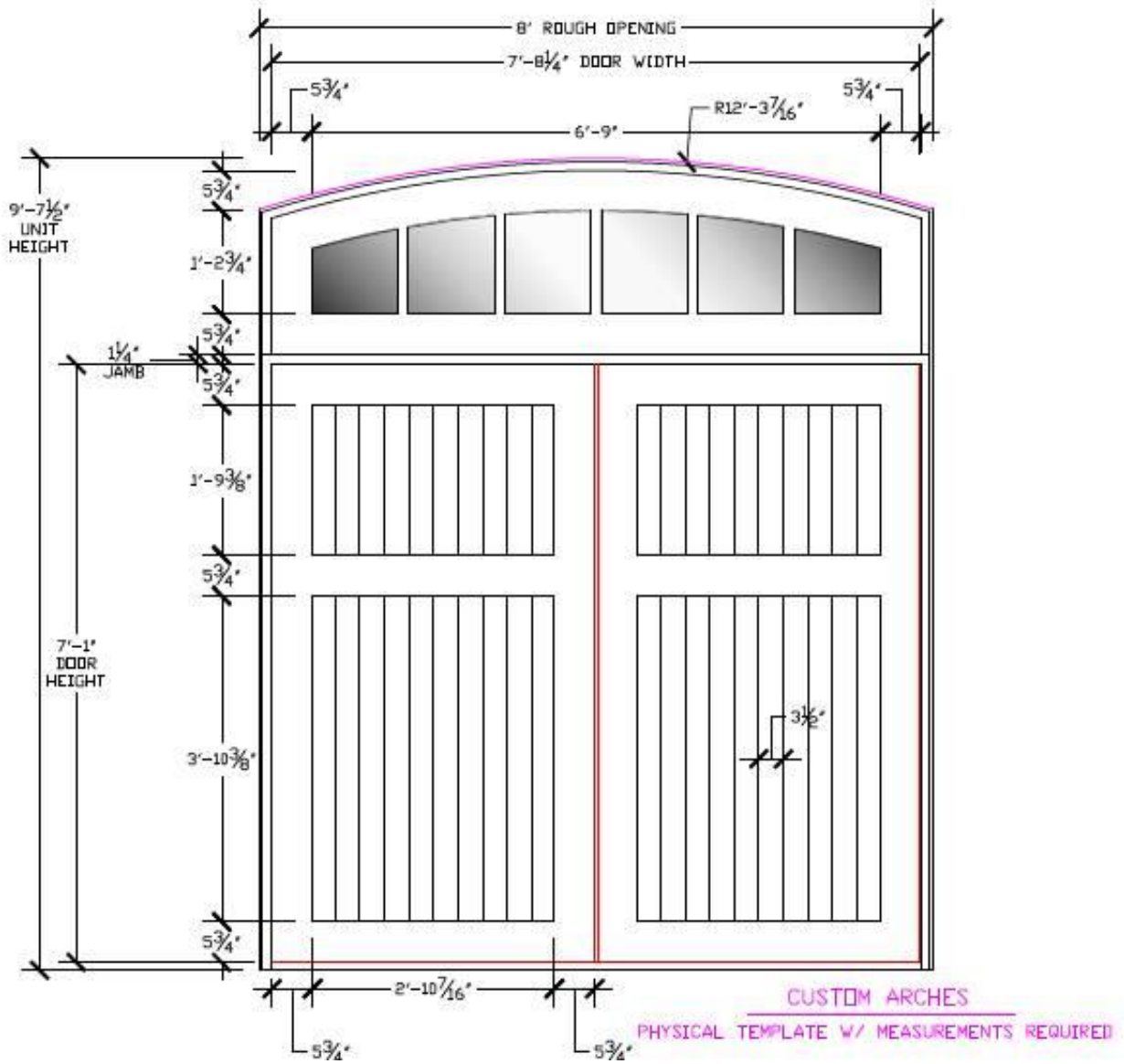
Product Number: LVX775145		
Company:	Fixture Type:	May 27, 2020
Project:	Approved By:	

Fax: 773-883-6131

Phone: 866-954-4489

Address: 1718 W. Fullerton Ave. Chicago IL 60614

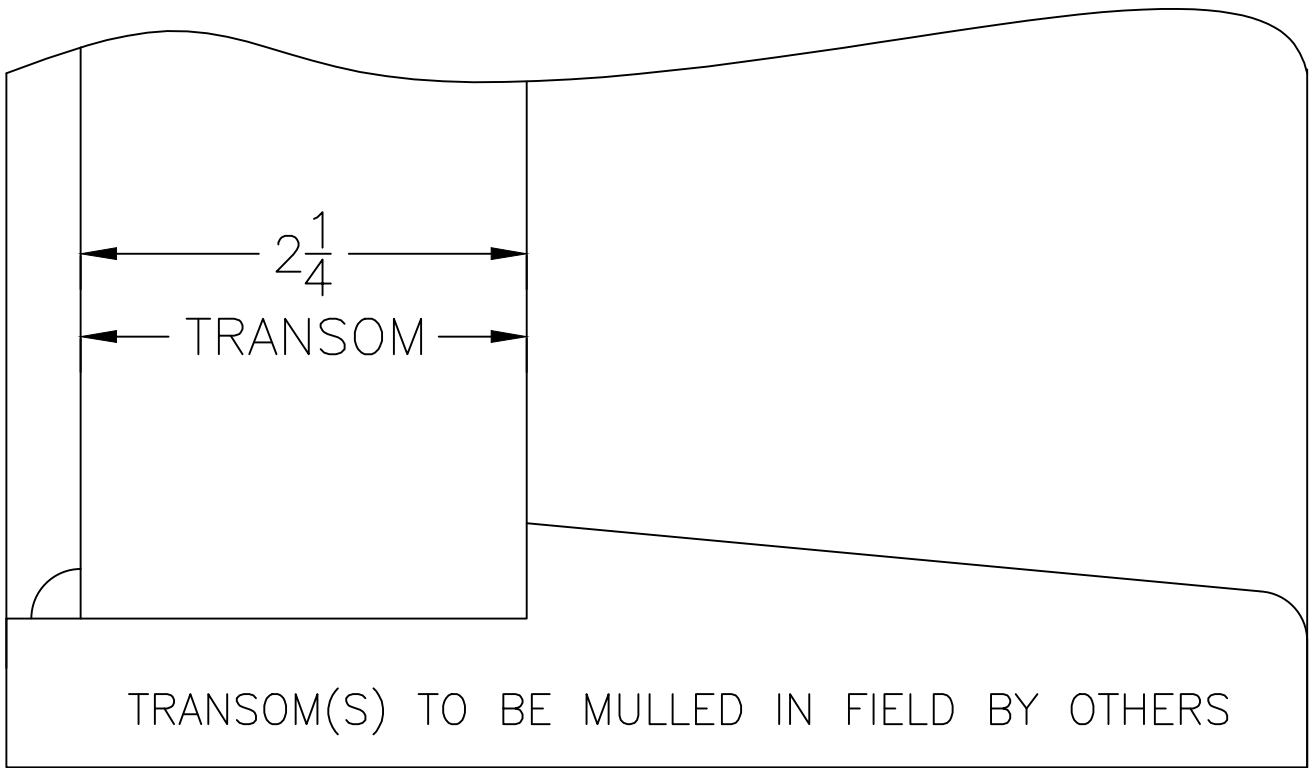
www.Lightology.com



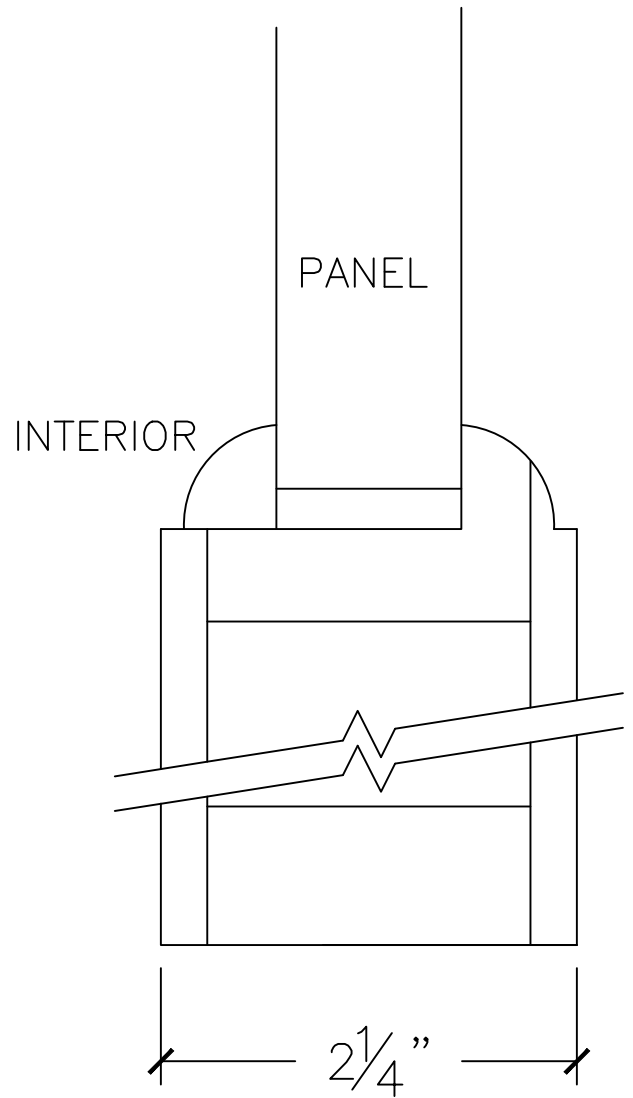
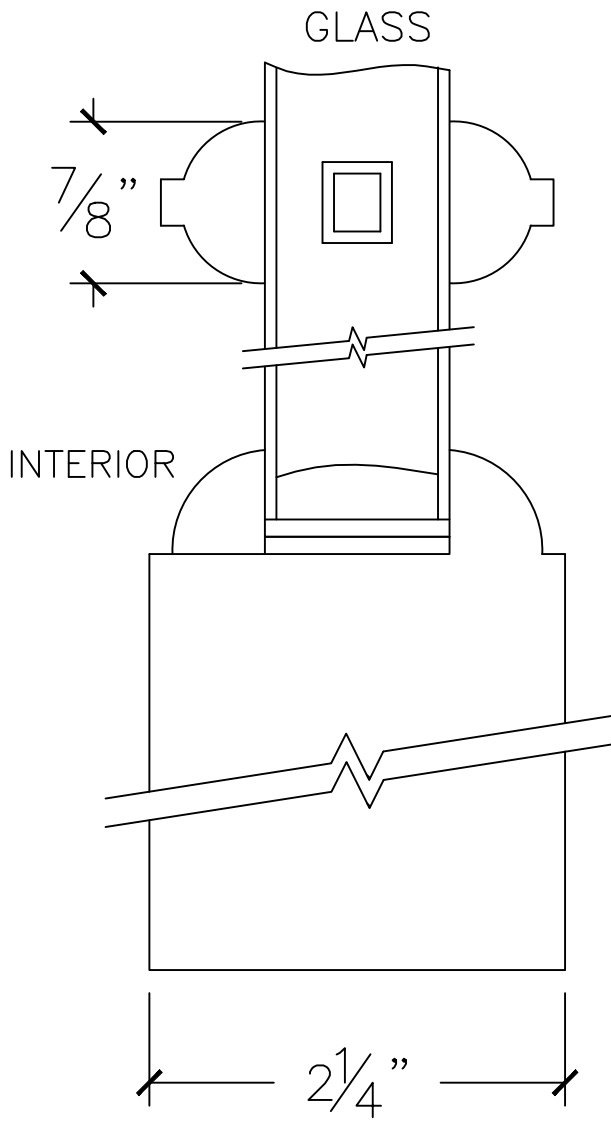
RIGHT CARRIAGE DOOR ELEVATION
 DESIGNER GARAGE DOORS


MATERIAL: SAPELE, V-GROOVE T&G AND SINGLE PANE GLAZING WITH TRUE DIVIDED LITES
 REFER TO ARCHITECTURAL DRAWINGS FOR JAMB DETAIL AND TRANSOM DESIGN

FINISH: PAINTED PT-1 BLACK



TRANSOM(S) TO BE MULLED IN FIELD BY OTHERS

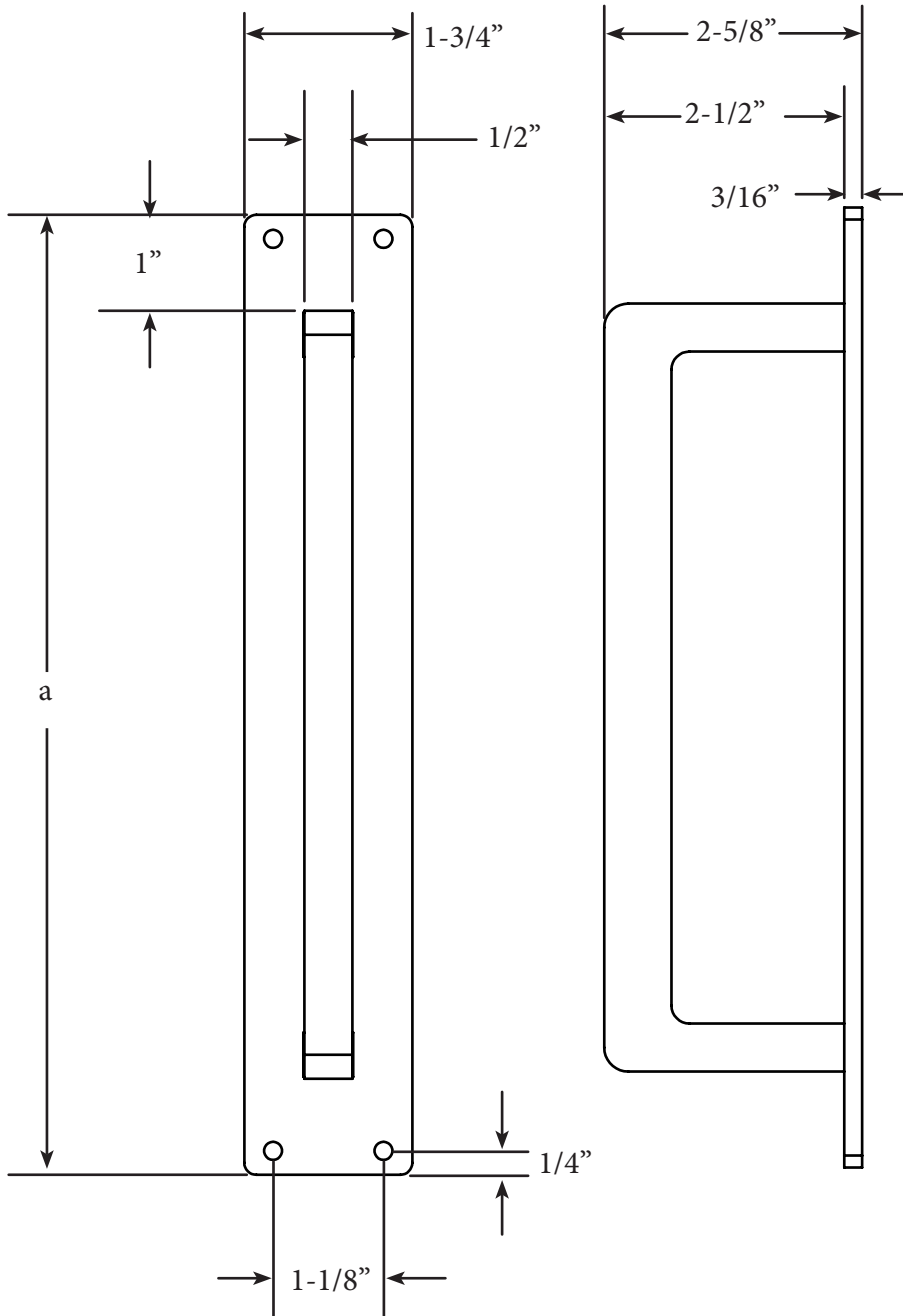




MOOR DOOR PULL

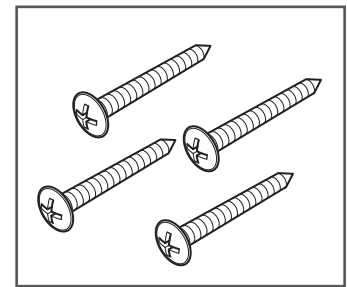


MOOR DOOR PULL Specs



3 Feet

The center point of the door pull should be three feet above the bottom edge of the door. Avoid placing the door pull too close to the edge of the door. Placing the pull too close to the edge can damage both door and pull.



Available Lengths

a	8	10	12	14	16	18	20	22	24	26	28	30
---	---	----	----	----	----	----	----	----	----	----	----	----

All measurements are shown in inches.

Finish to be Satin Black



EXAMPLE OF BUTT HINGE INSTALLATION

FINISH: BLACK



MAYER + ASSOCIATES
 ARCHITECTS

HARRIS RESIDENCE
 2 BEAVER STREET, BOSTON, MA



BEAVER PLACE ELEVATION
 WINDOWS OPTION B

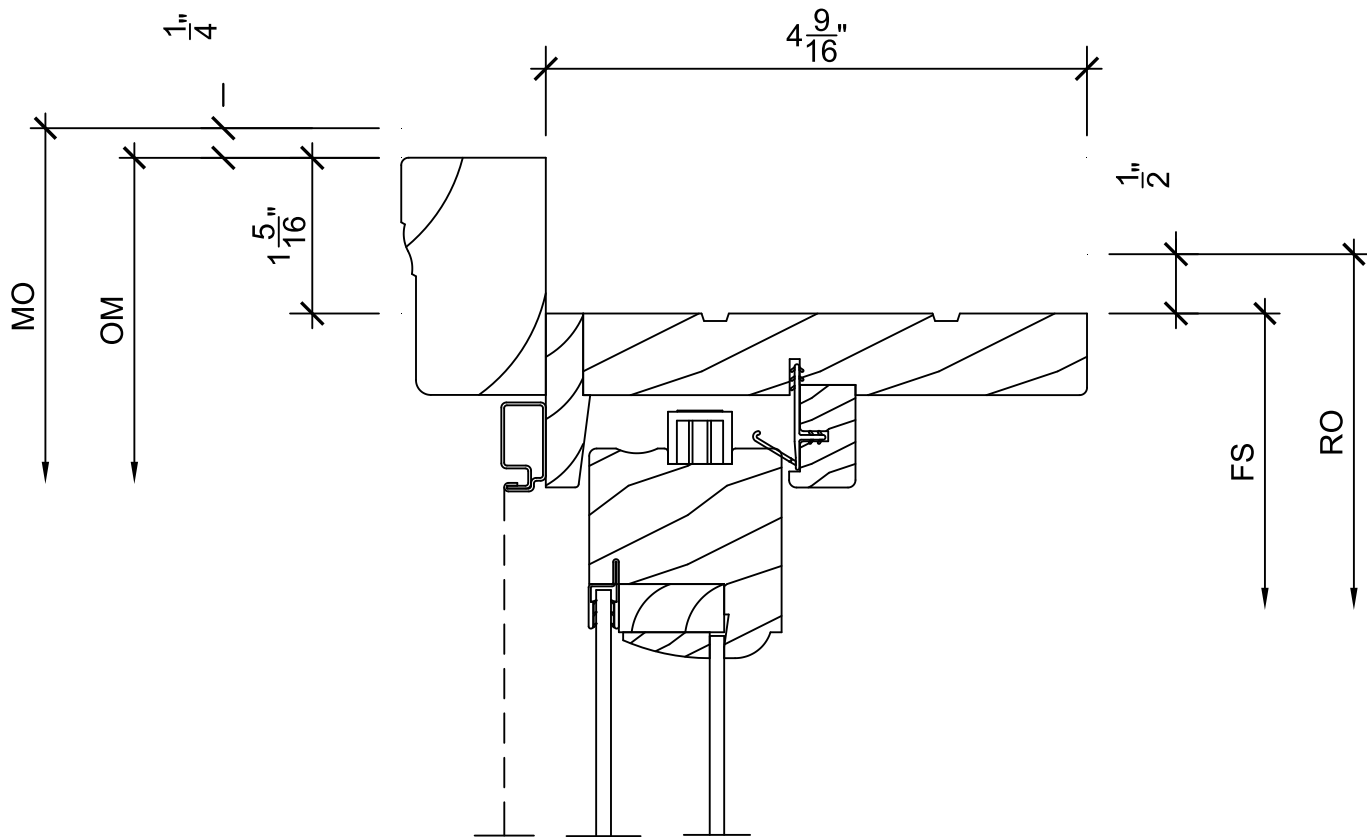
SCALE: 1/4" = 1'-0"

MAY 28, 2020

TEL 617 916 0774
 FAX 857 404 0210

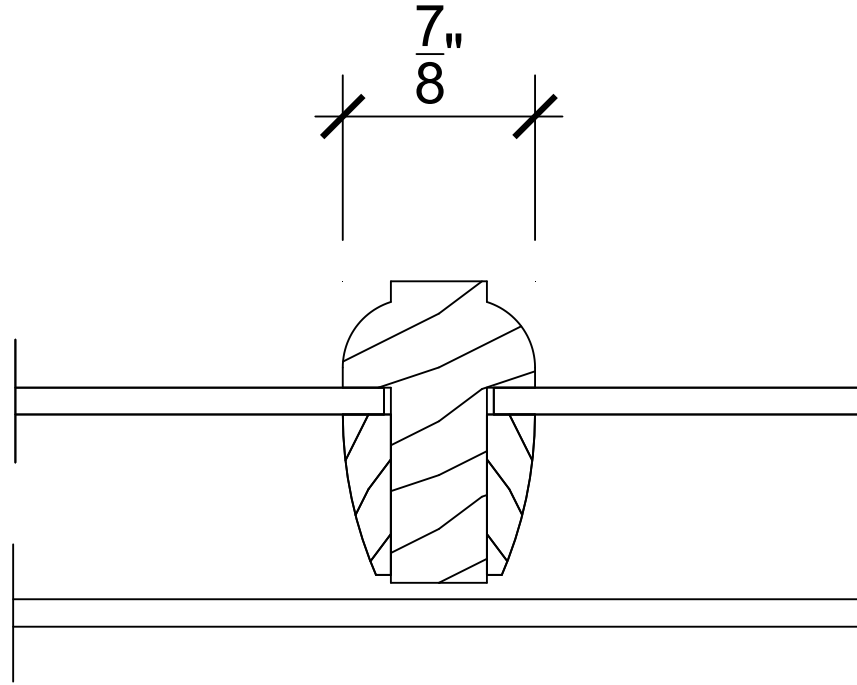
1647 BEACON STREET, WABAN, MA 02468

A4-2b



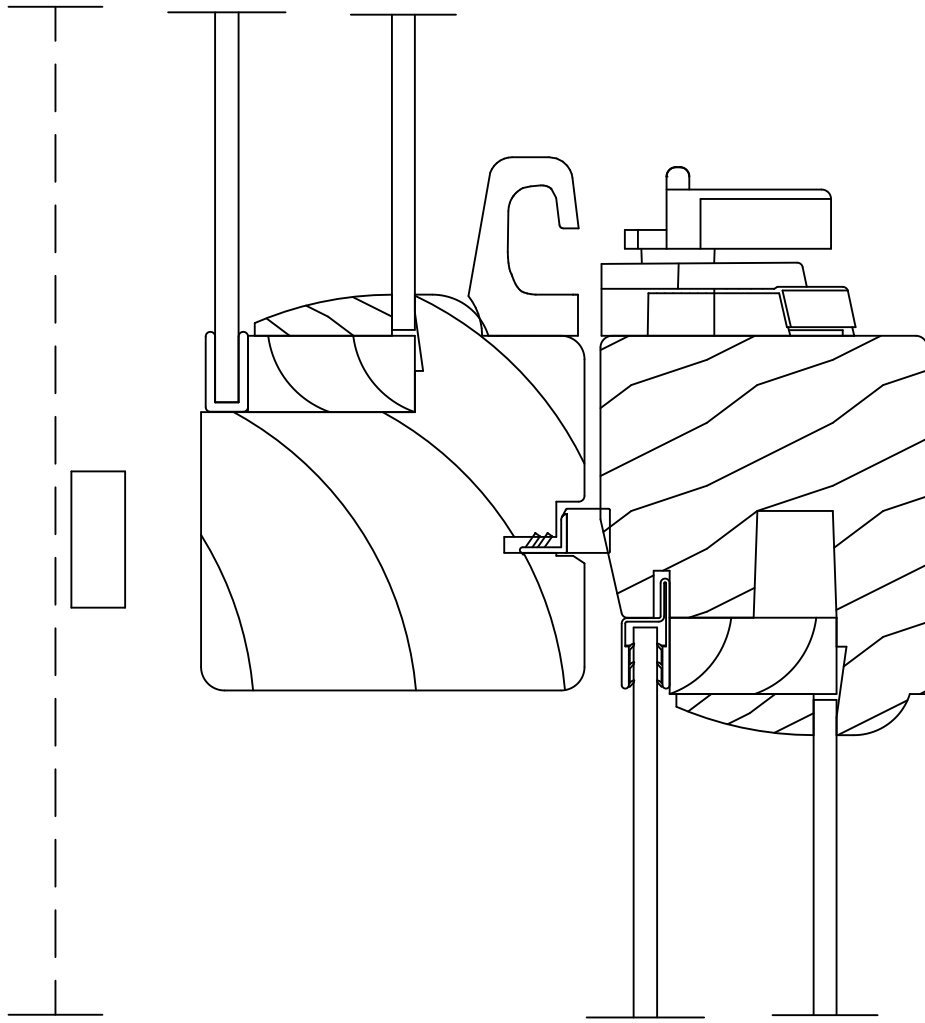
1
 1

Head



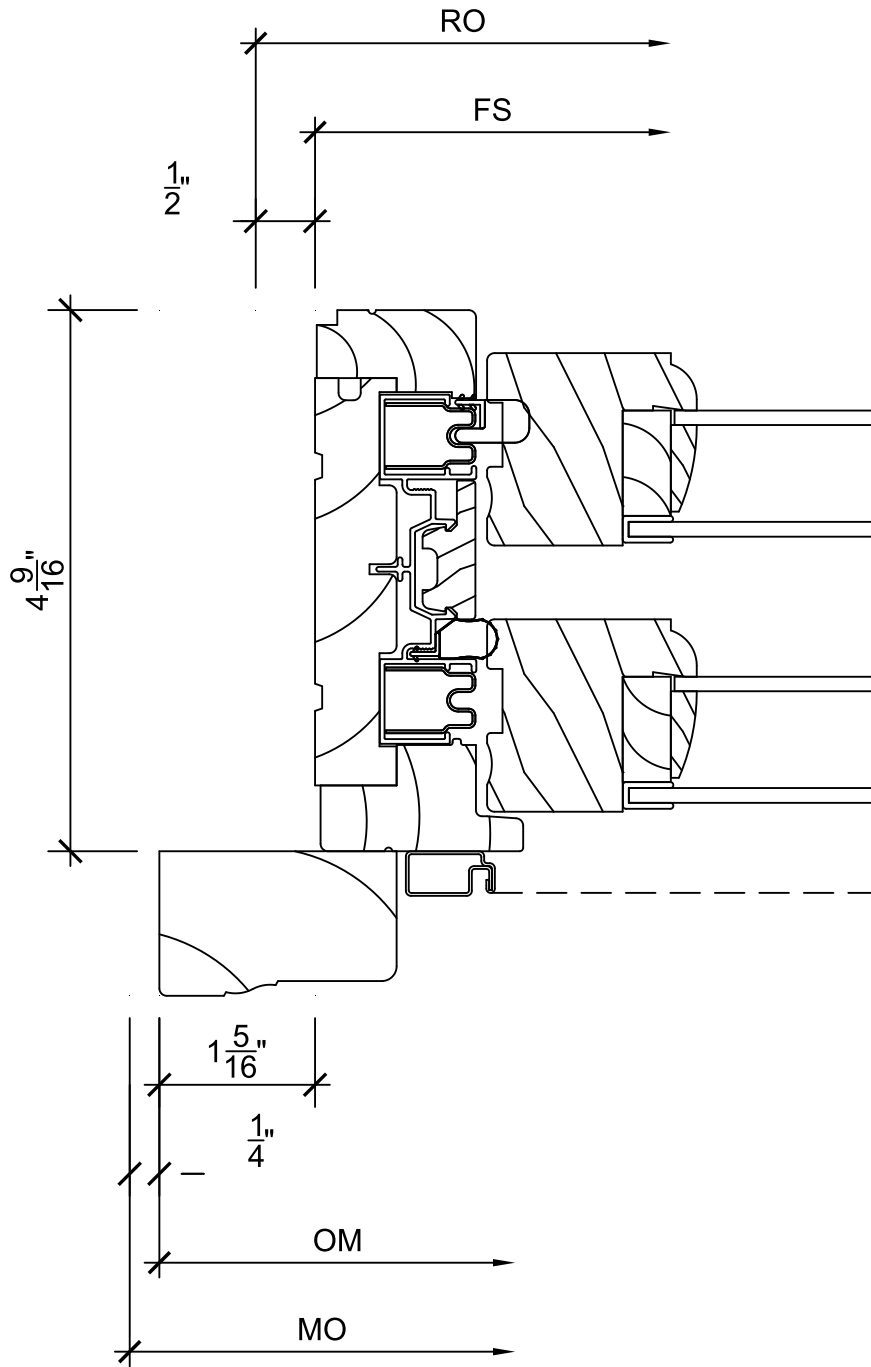
4
1

Divided Lite



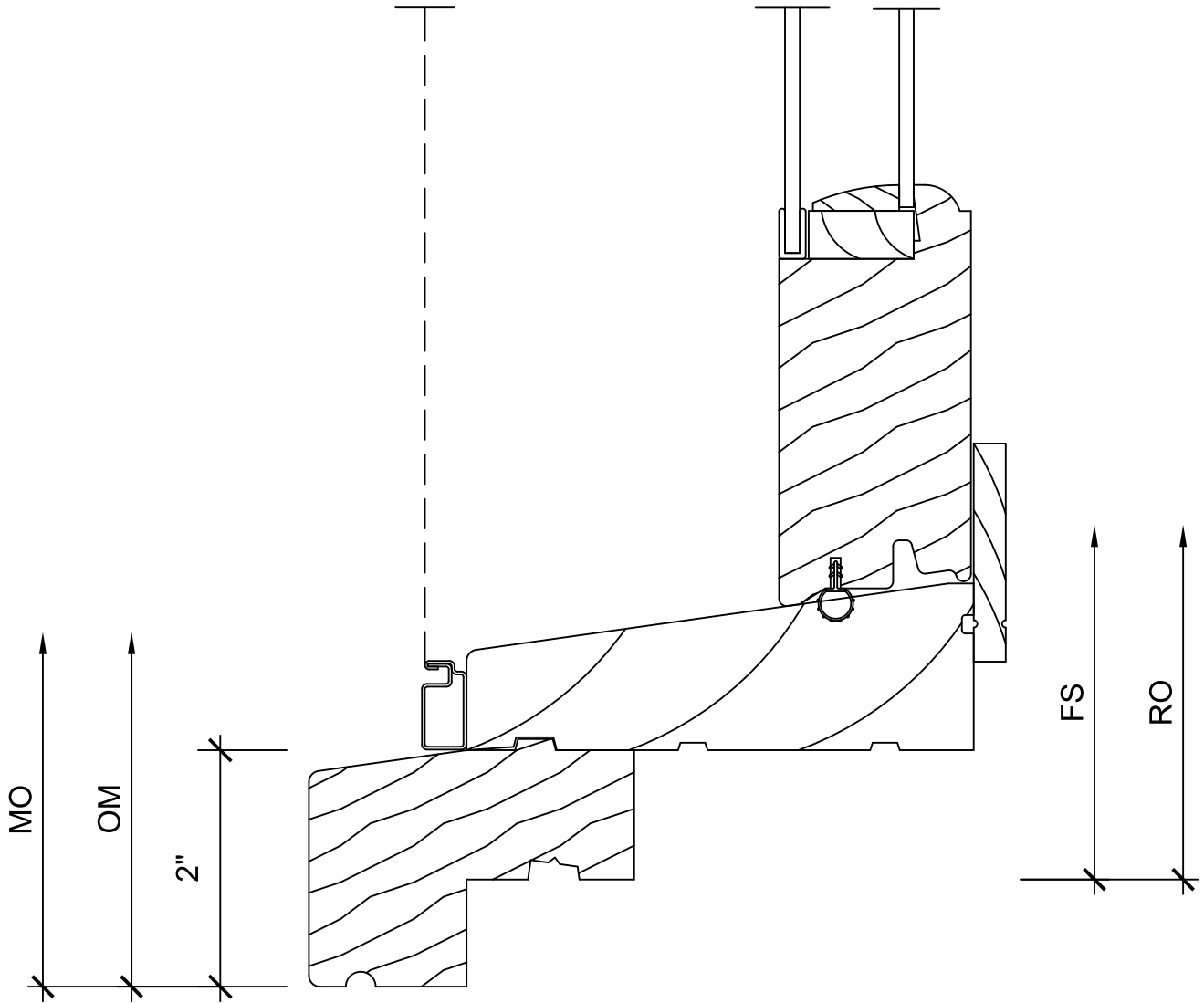
5
1

Checkrail



2
1

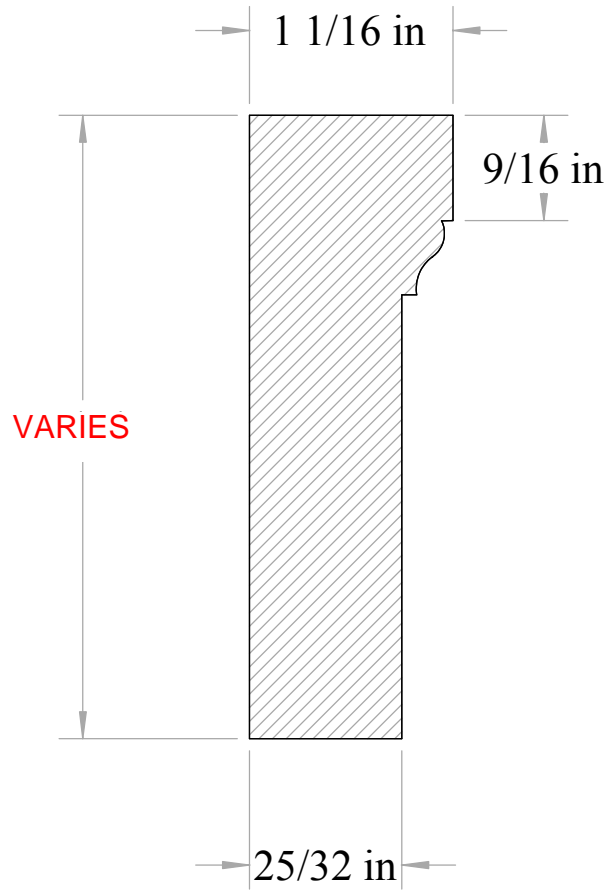
Jamb



3
1

Sill

Anderson & McQuaid Co, Inc.



A&M # 4630
1-1/16" X 3-1/4"



All unshaded profiles available in poplar

All shaded profiles available in poplar, cherry, maple, sapele and red oak.

All hatched profiles available in sapele

Black
HC-190

PT-1

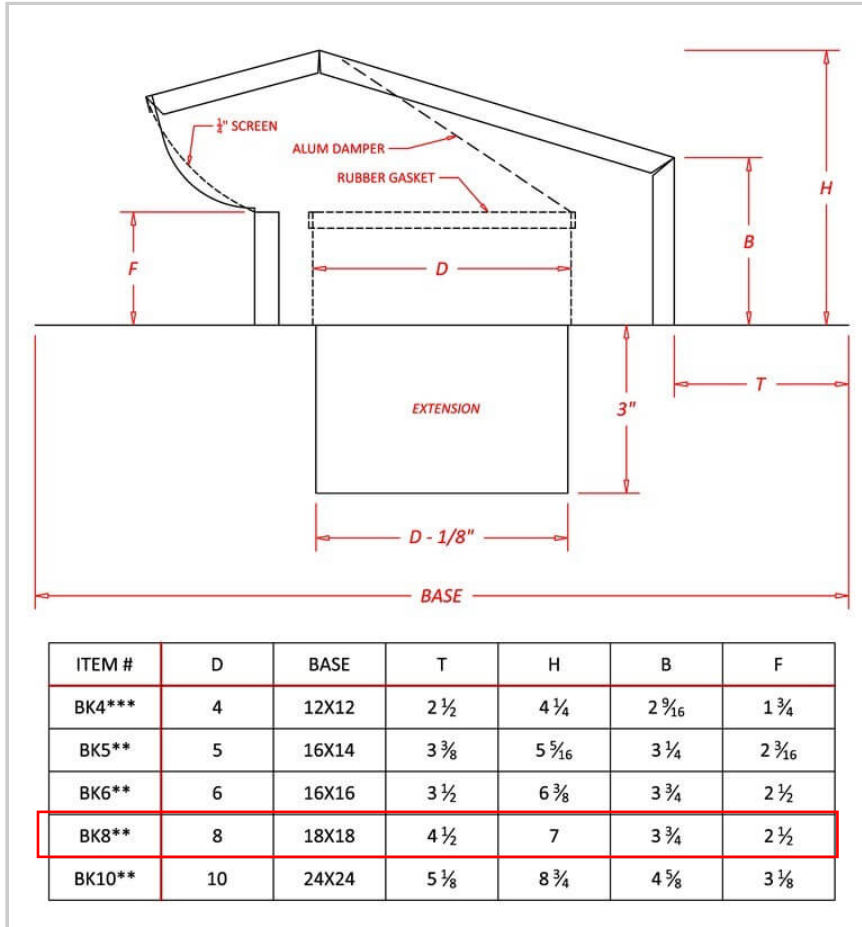
BENJAMIN MOORE

BLACK HC-190 / PM-9



Bath Fan / Kitchen Exhaust - Roof Vent with Extension - Copper

SKU: BKXCU

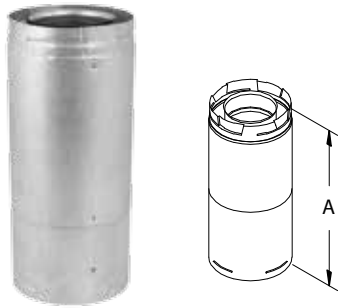


Description

Category: Roof Vent - Subcategory: Exhaust - Type: Bath & Kitchen Material: Copper - Finish: Mill - Thickness: 16 Ounce Shape: Round - Dimensions: 4

REFERENCE	REMARKS	PROJECT	QTY

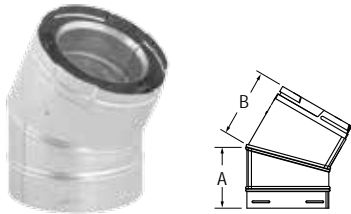
Adjustable Pipe



Use to add length to a straight length of DirectVent Pro.

SIZE	GALVANIZED	BLACK	A	INSTALLED
4" x 6 3/8"	46DVA-17TA	46DVA-17TAB	11" - 17"	9 1/2" - 15 1/2"
4" x 6 3/8"	46DVA-24TA	46DVA-24TAB	17" - 24"	15 1/2" - 22 1/2"
5" x 8"	58DVA-17TA	--	11" - 17"	9 1/2" - 15 1/2"
5" x 8"	58DVA-24TA	--	17" - 24"	15 1/2" - 22 1/2"

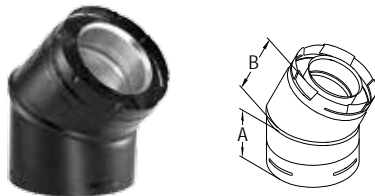
30° Elbow



Use to offset obstructions as needed. Fully unitized, twist-lock construction. Elbows swivel, allowing the lock to remain fully engaged while aligning to the desired direction. The angle will remain fixed at 30°.

SIZE	GALVANIZED	A	B
4" x 6 3/8"	46DVA-E30	4 1/8"	4 1/2"
5" x 8"	58DVA-E30	4 1/8"	4 1/2"

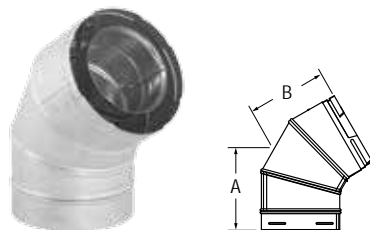
45° Elbow



Use to offset obstructions as needed. Fully unitized, twist-lock construction. Elbows swivel, allowing the lock to remain fully engaged while aligning to the desired direction. The angle will remain fixed at 45°.

SIZE	GALVANIZED	BLACK	A	B
4" x 6 3/8"	46DVA-E45	46DVA-E45B	4 1/4"	4 1/4"
5" x 8"	58DVA-E45	58DVA-E45B	4 1/8"	4 3/4"

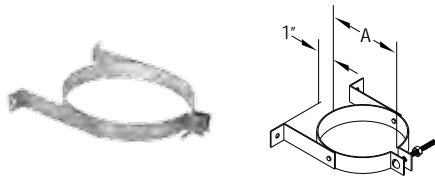
60° Elbow



Use to offset obstructions as needed. Fully unitized, twist-lock construction. Elbows swivel, allowing the lock to remain fully engaged while aligning to the desired direction. The angle will remain fixed at 60°.

SIZE	GALVANIZED	A	B
4" x 6 3/8"	46DVA-E60	4 1/4"	4 3/8"
5" x 8"	58DVA-E60	4 1/4"	4 3/8"

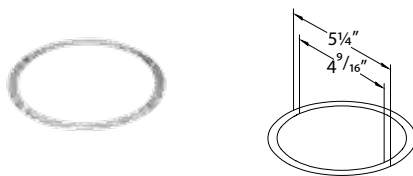
Wall Strap



Use to support vent pipe. Provides 1" clearance. Recommend installing Wall Straps at 4-foot intervals on vertical runs.

SIZE	STOCK #	A
4" x 6 3/8"	46DVA-WS	6 5/8"
5" x 8"	58DVA-WS	8"

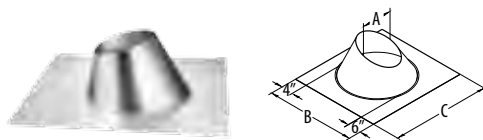
Restrictor Disk



Use only in accordance with specific appliance manufacturer's installation instructions to restrict incoming combustion air.

SIZE	STOCK #	A	B
4" x 6 3/8"	46DVA-RD	5 1/4"	4 7/16"
5" x 8"	58DVA-RD	7"	6"

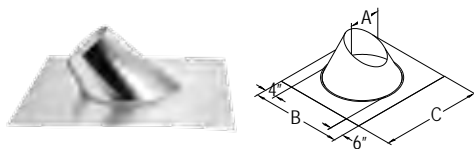
Adjustable Roof Flashing



Use to weather proof the penetration of vent pipe through the roof. Storm Collar required. Select roof flashing based on pitch of roof. For pitches of 0/12 - 6/12. Made of galvalume.

SIZE	STOCK #	A	B	C
4" x 6 3/8"	46DVA-F6	6 3/4"	19 1/4"	19 1/4"
5" x 8"	58DVA-F6	8 1/2"	21 1/2"	21 1/2"

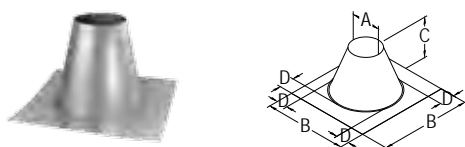
Steep Roof Flashing



Use to weather proof the penetration of vent pipe through the roof. Storm Collar required. For roof pitches of 7/12 - 12/12. Made of galvalume.

SIZE	STOCK #	A	B	C
4" x 6 3/8"	46DVA-F12	6 3/4"	21 1/2"	19 1/4"
5" x 8"	58DVA-F12	8 1/2"	23 1/2"	21 1/2"

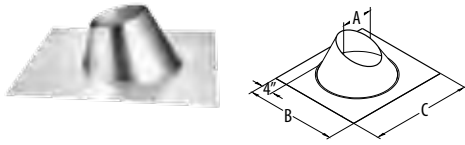
Flat Roof Flashing



Use to weather proof the penetration of vent pipe through the roof. Storm Collar required. Use on flat roofs, chase enclosures, or masonry chimney. Made of galvalume.

SIZE	STOCK #	A	B	C	D
4" x 6 3/8"	46DVA-FF	6 3/4"	21 1/2"	12"	4"
5" x 8"	58DVA-FF	8 1/2"	23 1/2"	12"	4"

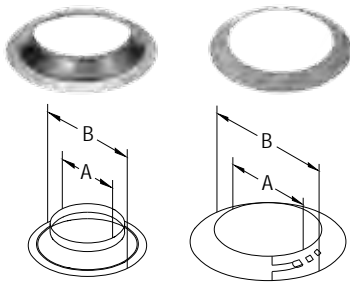
Dead Soft Aluminum Flashings



Use with metal or tile roofs. Available in sizes 4" x 6 5/8" and 5" x 8", in 0/12-6/12 (shown) and 7/12-12/12 styles. Made of malleable dead soft aluminum. Refer to roof flashings tables (previous page) for dimensions.

SIZE	STYLE	STOCK #	A	B	C
4" x 6 5/8"	0/12-6/12	46DVA-F6DS	6 3/4"	27 1/2"	24"
4" x 6 5/8"	7/12-12/12	46DVA-F12DS	8 3/4"	22"	25"
5" x 8"	0/12-6/12	58DVA-F6DS	8 1/2"	29 1/2"	24"
5" x 8"	7/12-12/12	58DVA-F12DS	8 1/2"	24 3/4"	27"

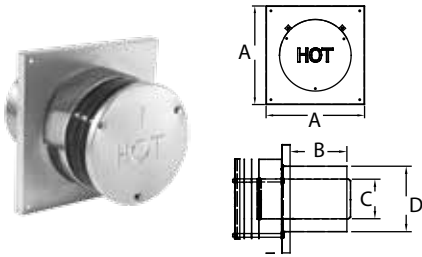
Storm Collar



Use to maintain a weather tight resistant seal between the pipe and the flashing.

SIZE	STOCK #	A	B
4" x 6 5/8"	46DVA-SC	6 5/8"	10 5/8"
5" x 8"	58DVA-SC	8"	12"

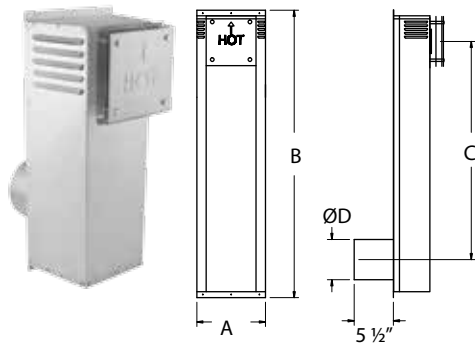
Round Horizontal Termination Cap



Use for through-the-wall terminations. Check installation instructions for restrictions on horizontal cap terminations, such as minimum distance from windows and doors. Available in aluminum only. Check with appliance manufacturer for approval.

SIZE	STOCK #	A	B	C	D
4" x 6 5/8"	46DVA-HRCS	11"	5 3/4"	4"	6 5/8"
5" x 8"	58DVA-HRCS	11"	5 3/4"	4 15/16"	8 1/8"

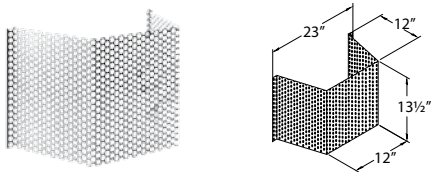
Snorkel Termination Cap



Use for horizontal through-the-wall terminations when a vertical rise is desired in the system to meet appliance manufacturer recommended minimum heights. Do not enclose in the wall or install below grade.

SIZE	STOCK #	A	B	C
4" x 6 5/8"	46DVA-SNK14	10"	23 3/4"	14"
4" x 6 5/8"	46DVA-SNK36	10"	45 3/4"	36"
5" x 8"	58DVA-SNK14	10"	23 3/4"	14"
5" x 8"	58DVA-SNK36	10"	45 3/4"	36"

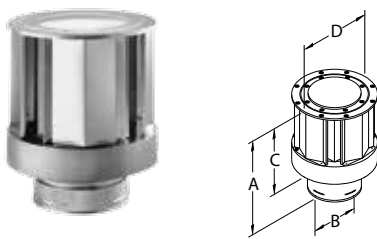
Horizontal Windguard



Use with through-the-wall termination cap where high winds are present. Also use as a safety heat shield to prevent children or others from coming into contact with the vent termination cap. Fits both 4" x 6 5/8" and 5" x 8" terminations.

STOCK #
46DVA-WG

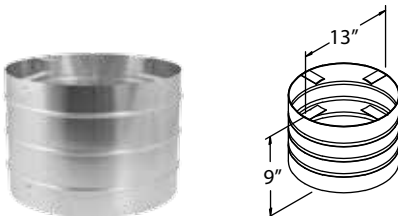
High-Wind Termination Cap



Use for vertical terminations only. Provides improved performance in high wind conditions. For vertical terminations only. Available in aluminum.

SIZE	STOCK #	A	B	C	D
4" x 6 5/8"	46DVA-VCH	12 3/8"	6 5/8"	7 5/8"	10 1/2"
5" x 8"	58DVA-VCH	12 3/8"	8"	7 5/8"	10 1/2"

Vertical Wind Guard



Use only with High Wind Termination Cap when additional wind protection is needed. Fits both 4" x 6 5/8" and 5" x 8" terminations.

SIZE	STOCK #
4" x 6 5/8"	46DVA-VWG



HARRIS RESIDENCE
2 BEAVER STREET, BOSTON MA

APPENDIX FOR ALTERNATES

- GATE HARDWARE
 - LEVER – OPTION 2 – BALDWIN MADISON
 - DEADBOLT – OPTION 2 – BALDWIN BOULDER
 - HOUSE NUMBER – OPTION 2 – HOUSE OF ANTIQUE HARDWARE
- INTERCOM (USED IN CONJUNCTION WITH DEADBOLT OPTION 2)
 - OPTION 2 – RING PRO
- LIGHT FIXTURE
 - OPTION 2 – HINKLEY ARIA
- CARRIAGE DOOR HARDWARE
 - OPTION 2 - REALCRAFT OFFSET PULL
- WINDOW
 - OPTION 2 – MARVIN DOUBLE HUNG W/O ENERGY PANEL

HOME (/) > ESTATE DOOR HARDWARE (/PRODUCTS/PORTFOLIO/DOOR-HARDWARE/ESTATE) > ENTRANCE (/PRODUCTS/CATEGORY/DOOR-HARDWARE/ESTATE/ENTRANCE) > **MADISON SECTIONAL TRIM-102**

MADISON SECTIONAL TRIM

MODEL #: 85320.102.LENT



(//s7d1.scene7.com/is/image/Baldwin/SKU?

\$ProductDetailsEnlarge\$\$\$SkulImage=Baldwin%2f85320-150-l-c1&\$FinishSwatch=Baldwin/102-oilrubbedbronze)

🔍 TAP AND HOLD IMAGE TO ZOOM

★★★★★ 4.0 (1) [Write a review](#) [Ask a question](#)

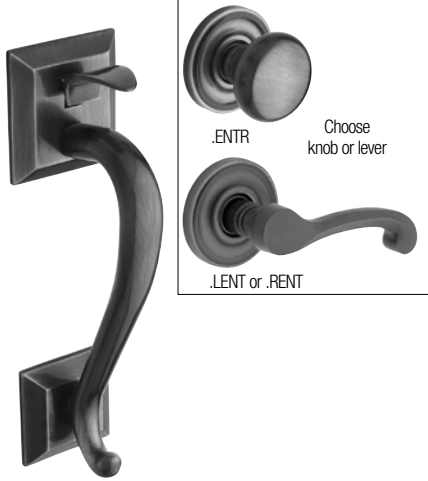
AVAILABLE FINISHES:

	Oil-Rubbed Bronze	▼
--	-------------------	---

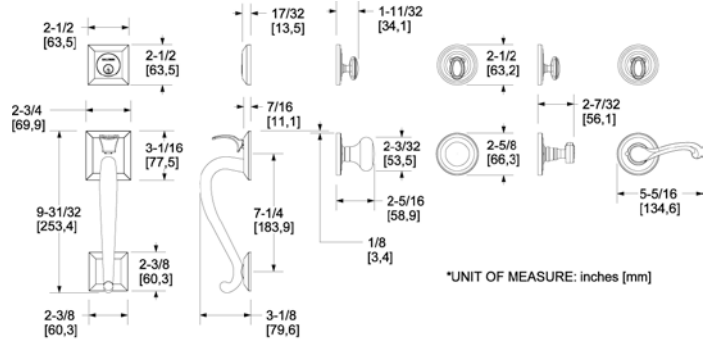
WHERE TO BUY (/WHERE-TO-BUY?ESTATE=1)

ENTRANCE SETS, TUBULAR

Madison® Sectional Trim
w/ 5015 Classic knob or 5445V Classic lever



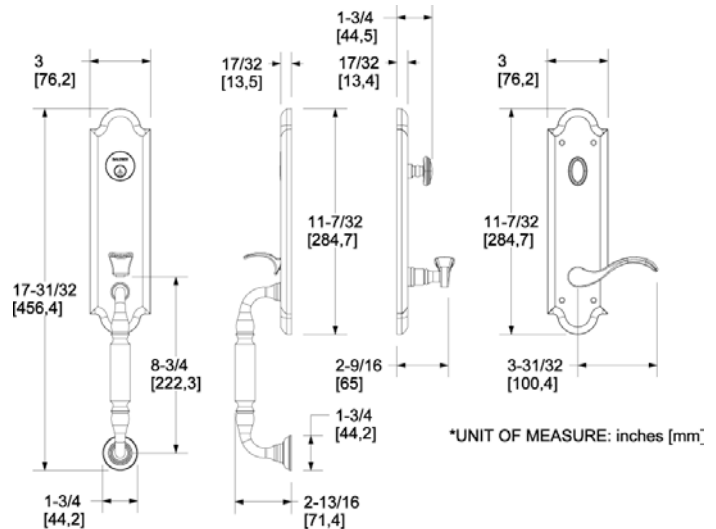
Item #	Description	Wt.	003, 031, 033 050, 060, 102 112, 150, 151 190, 260, 264		044, 055, 056 402, 452	
85320.xxx.ENTR	Single cylinder handleset with interior knob	5.6	\$501	\$584		
85320.xxx.DBLC	Double cylinder handleset with interior knob	5.9	\$529	\$612		
85320.xxx.FD	Full dummy set with interior knob	4.2	\$417	\$501		
85320.xxx.RENT	Single cylinder handleset with lever – RH Entry	6.6	\$501	\$584		
85320.xxx.LENT	Single cylinder handleset with lever – LH Entry	6.6	\$501	\$584		
85320.xxx.RDBL	Double cylinder handleset with lever – RH Entry	6.9	\$529	\$612		
85320.xxx.LDBL	Double cylinder handleset with lever – LH Entry	6.9	\$529	\$612		
85320.xxx.RFD	Full dummy set with lever – RH Dummy	5.2	\$417	\$501		
85320.xxx.LFD	Full dummy set with lever – LH Dummy	5.2	\$417	\$501		



Manchester Emergency Egress Handleset
w/ 5455V Wave lever



Item #	Description	Wt.	003, 031, 033 050, 060, 102 112, 150, 151 190, 260, 264		044, 055, 056 402, 452	
85350.xxx.ENTR	Single cylinder handleset – w/ lever, emergency egress-active	5.7	\$612	\$696		
85350.xxx.FD	Full dummy set w/ lever - inactive	4.3	\$529	\$612		
85350.xxx.RENT	Single cylinder handleset w/ lever, emergency egress – RH Entry	8.3	\$668	\$751		
85350.xxx.LENT	Single cylinder handleset w/ lever, emergency egress – LH Entry	8.3	\$668	\$751		
85350.xxx.RFD	Full dummy set with lever – RH Dummy	6.2	\$584	\$668		
85350.xxx.LFD	Full dummy set with lever – LH Dummy	6.2	\$584	\$668		



TOUCHSCREEN DEADBOLTS & HANDLESETS

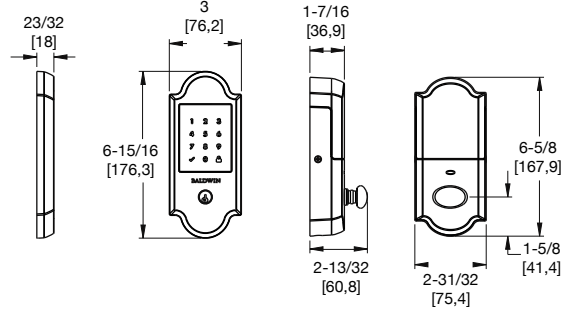
Boulder Touchscreen Deadbolt



**Quick Ship
Finishes:**
003, 112, 150



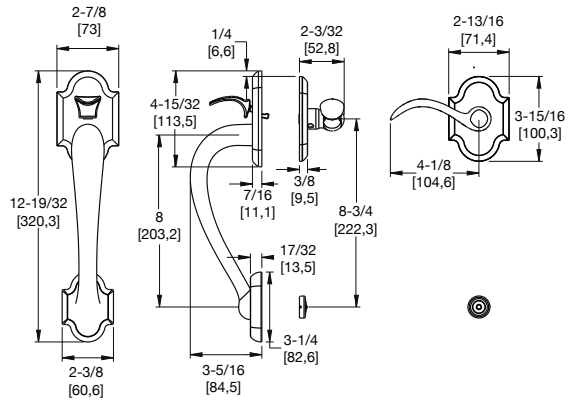
Item #	Description	Wt.	003, 031, 033	044,
			050, 060, 102	112, 150, 151
			190, 260, 264	402, 452
8235.xxx	Touchscreen Boulder Deadbolt Standalone	4.6	\$440	\$472
8235.xxx.ZW	Touchscreen Boulder Deadbolt with Z-Wave Technology	4.6	\$530	\$564



Boulder Handle Grip w/ Beavertail Lever



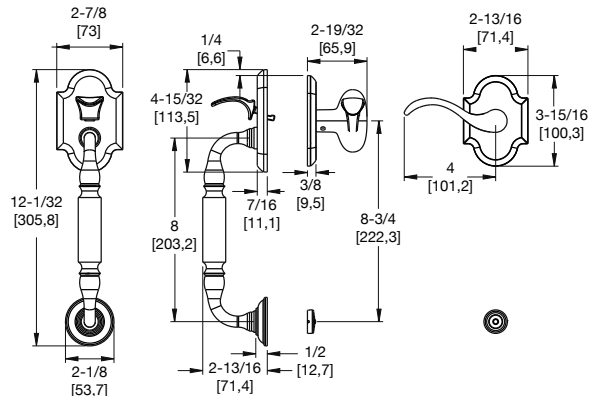
Item #	Description	Wt.	003, 031, 033	044,
			050, 060, 102	112, 150, 151
			190, 260, 264	402, 452
85353.xxx.ACRH	Boulder Handle Grip (RH)	6.8	\$382	\$398
85353.xxx.ACLH	Boulder Handle Grip (LH)	6.8	\$382	\$398



Canterbury Handle Grip w/ Wave Lever



Item #	Description	Wt.	003, 031, 033	044,
			050, 060, 102	112, 150, 151
			190, 260, 264	402, 452
85305.xxx.ACRH	Canterbury Handle Grip (RH)	5.8	\$382	\$398
85305.xxx.ACLH	Canterbury Handle Grip (LH)	5.8	\$382	\$398



Memorial Day Sale: Special savings on our best-selling cameras! Limited time.



Login Cart



Video Doorbell Elite

Overview

Features

Tech Specs

\$349.99

ADD TO CART



month after your trial.

Upgrade to a Ring Protect Plus Plan to cover unlimited Doorbells and Cameras for only \$10 a month.

*Photo capture is currently available on [these devices](#).

Tech Specs

Size and Color



Dimensions

4.80 in. x 2.75 in. x 2.17 in. (11.94cm x 6.98cm x 5.51cm)

Colors

Satin Nickel, Pearl White, Venetian, Satin Black

Features



Power and Connectivity



Installation



Shop by Type Home Accessories Entry Accessories Numbers, Letters & Signs




www.HouseofAntiqueHardware.com (888) 223-2545 9:00 am - 8:30 pm M-F, Eastern

SOLID-BRASS HOUSE NUMBERS - 4" HEIGHT



Pictured in Polished Brass



Items in This Family:



People Interested in This Item Also Liked...



Solid-Brass House Numbers - 6" From \$7.59



Premium Brass House Numbers - 4" From \$11.49



Premium Brass House Letters - 4" From \$12.79



Solid-Bronze Traditional House From \$24.19

Features

- Cast Brass Construction
- Available in 5 Finishes
- Enhances Historic Look and Feel

Details

Style	Art Deco / Mid-Century / Romantic
Item Sold As	Each
Included Hardware	Mounting Studs for Flush and Offset
Usually Ships In	1 to 2 Business Days More info >
Warranty	5 Year Warranty

4.9 9 Reviews [Write a Review](#)

100% of respondents would recommend this to a friend

[Read Product Questions & Answers](#)

Finishes: Polished Brass
Number:- Choose -

Item #: RS-06AD-HN2X

Price: \$5.29 – \$6.29

- Number 3 in Antique Brass Currently Unavailable ETA Jun. 9 - 2020
- Number 3 in Polished Brass Currently Unavailable ETA Jun. 17 - 2020
- Number 4 in Polished Brass Currently Unavailable ETA Jun. 3 - 2020
- Number 5 in Polished Brass Currently Unavailable ETA Jun. 9 - 2020
- Number 6 in Polished Brass Currently Unavailable ETA Jun. 23 - 2020
- Number 8 in Polished Brass Currently Unavailable ETA Jun. 5 - 2020
- Number 9 in Polished Brass Currently Unavailable ETA Jun. 23 - 2020

Description & Dimensions

Crafted from top-quality cast brass, our 4" House Numbers are as durable as they are attractive. Designed in a no-frills font, they come in an array of finish options, a tasteful choice for homes of every style.

Dimensions: 4" H x 1 1/8" W thru 2 1/4" W. x 3/8" (flush) or 7/8" (offset) projection. Packed with mounting hardware for both flush and 1/2" offset mounting.


Instructions & Documentation

[Product Specifications](#)

Dimensions, specifications and detailed product info

[Installation Instructions](#)

How to install this product in a typical situation.



ARIA

2307BK-LL

MEDIUM WALL MOUNT LANTERN

Aria is a contemporary style that effortlessly complements the facade of any exterior. Its modern shape in durable aluminum is enhanced by a stainless steel mesh shade. Aria's high style and low maintenance comes standard Dark Sky compliant.

DETAILS	
FINISH:	Black
MATERIAL:	Aluminum

DIMENSIONS	
WIDTH:	7.5"
HEIGHT:	17.3"
WEIGHT:	3.5 lbs.
BACK PLATE:	7.5"W X 4.75"H
EXTENSION:	4"
TOP TO OUTLET:	2.5"

LIGHT SOURCE	
LIGHT SOURCE:	LED Lamp Included
LED NAME:	GU10LED-6.5
WATTAGE:	1-6.50w GU10 LED *Included
VOLTAGE:	120v
COLOR TEMP:	2700
LUMENS:	500
CRI:	80
INCANDESCENT EQUIVALENCY:	1-60w
DIMMABLE:	Yes, on any Incandescent, MLV, ELV, or C-L dimmer.

SHIPPING	
CARTON LENGTH:	20.5"
CARTON WIDTH:	10"
CARTON HEIGHT:	7.5"
CARTON WEIGHT:	4.3 lbs.

PRODUCT DETAILS:



[Home](#) > [All Sliding Barn Door Hardware, Accessories, and Barn Doors](#) > [Bronze Offset Pull Barn Door Handle](#)





Bronze Offset Pull Barn Door Handle

\$160.00



SHIPS IN 1-3 DAYS

★★★★★ (3)

This heavy-duty sliding door handle is constructed with solid bronze, making it ideal for adding the finishing touch to your favorite sliding barn door.

1 FINISH

Select Finish *

Dark Bronze

Black +\$16.00

PRICE AS BUILT

\$160.00

1 ^ v

ADD TO CART >>

Free Domestic Shipping On All Orders Over \$70*

Delivery & Return





**REAL CARRIAGE DOOR &
SLIDING HARDWARE** is now

REALCRAFT



\$0.00

ideal for adding the finishing touch to your favorite sliding barn door.

Please Note: This bronze offset pull handle features a "living" finish: A living finish is a non-lacquered, intentionally unprotected finish, which adapts over time giving it an aged look. Finish changes occur due to oxidation from the environment such as the air, and natural oils found on your hands. Changes that occur will vary from dark color variations, typically to a darker brown, to a subtle lightening along the edges making each piece a completely unique work of art. The amount, variance, and timetable for these changes depends on frequency of use, and the environment in which the pull is placed. Either way, with a beautiful living finish, this bronze offset pull handle will make your door appear to age along with your home and fits best in traditional and vintage decor schemes.

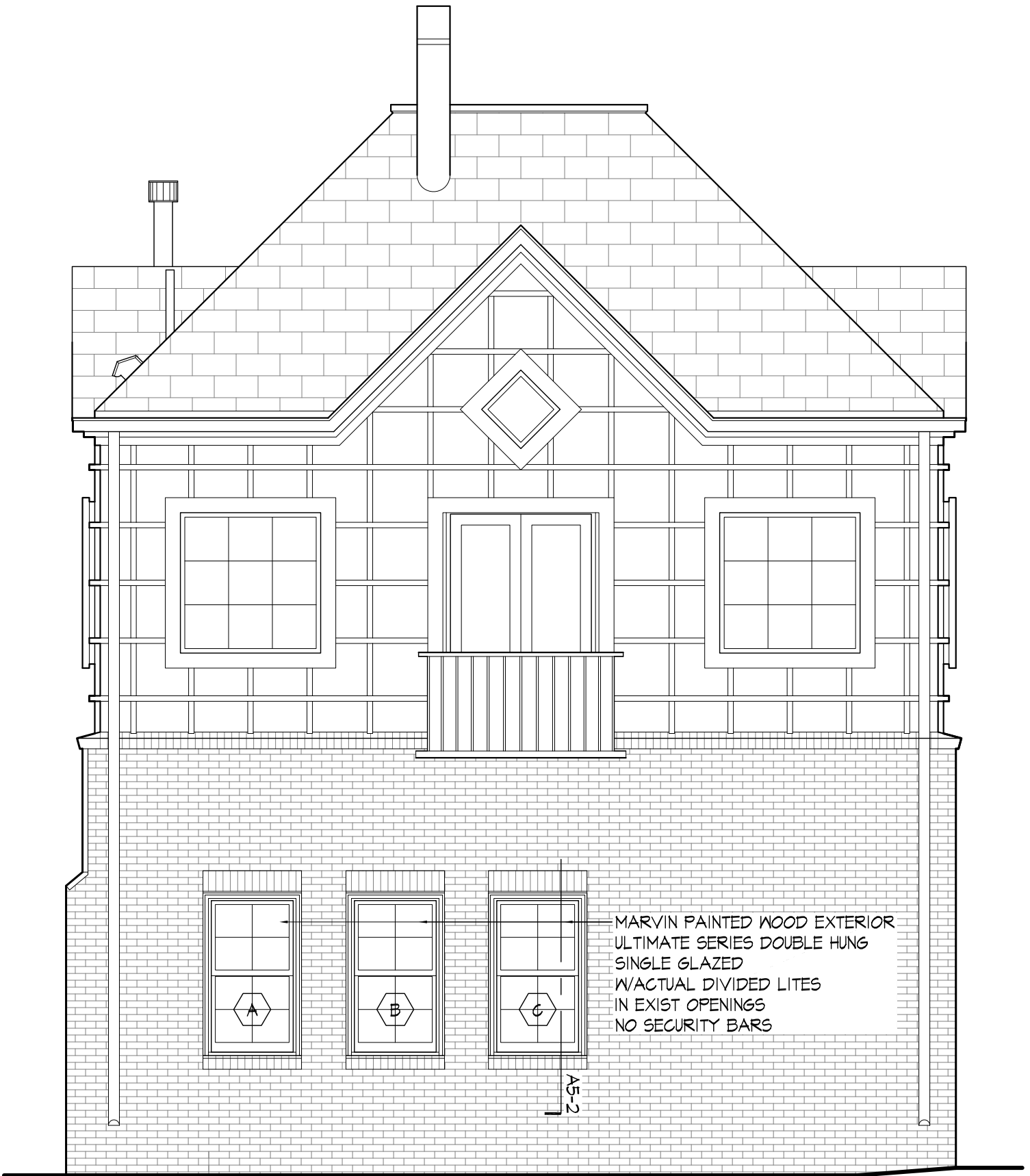
Features:

- Durable, solid bronze construction
- Lengths of 12.5 inches
- Works with most sliding barn doors

If you have any questions about our solid bronze pulls, please contact us today!

Note: Not compatible with RealCraft Barn Doors with a midrail. Works great with Plank, Z-Brace, and X-Brace styles.

Customize Related Products



MAYER + ASSOCIATES
ARCHITECTS

HARRIS RESIDENCE
2 BEAVER STREET, BOSTON, MA



BEAVER PLACE ELEVATION
WINDOWS OPTION B

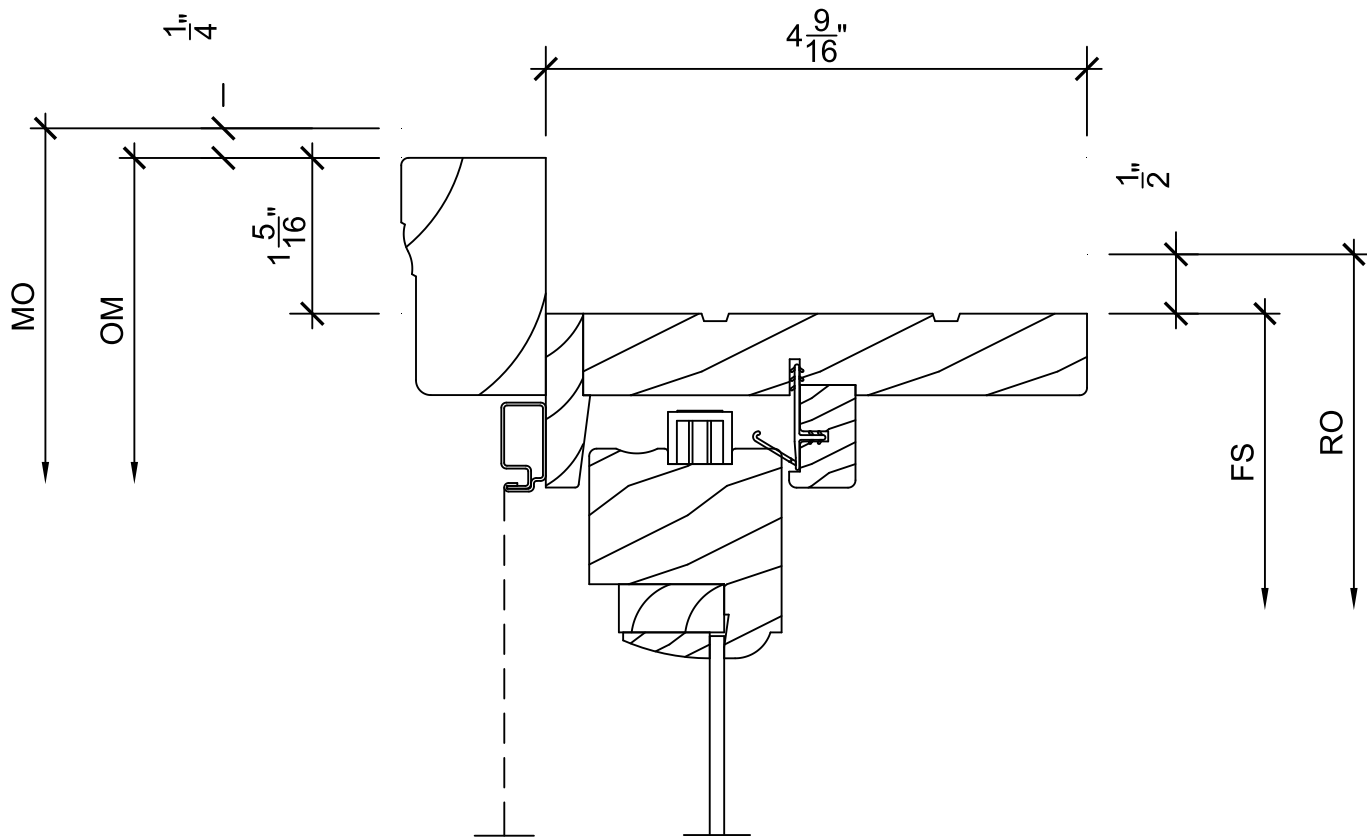
SCALE: 1/4" = 1'-0"

MAY 28, 2020

TEL 617 916 0774
FAX 857 404 0210

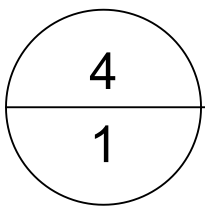
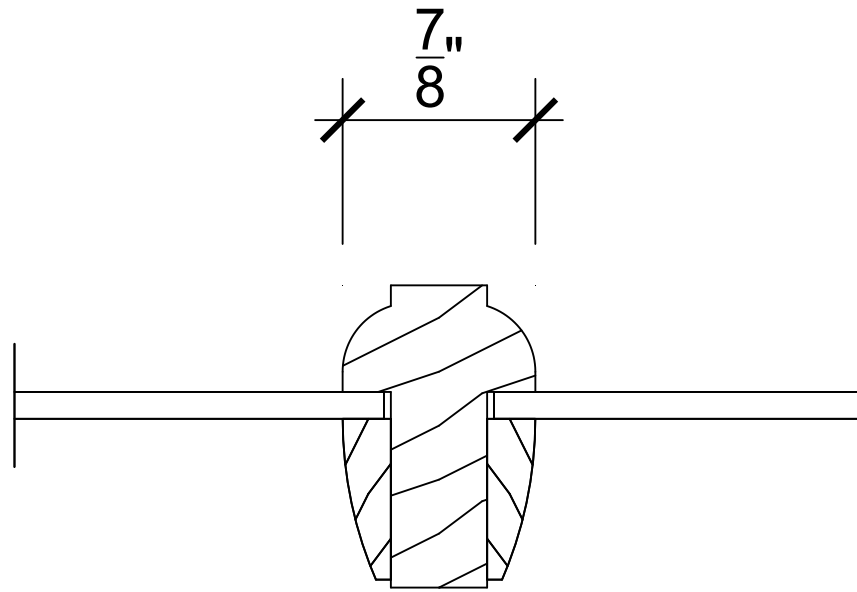
1647 BEACON STREET, WABAN, MA 02468

A4-2b

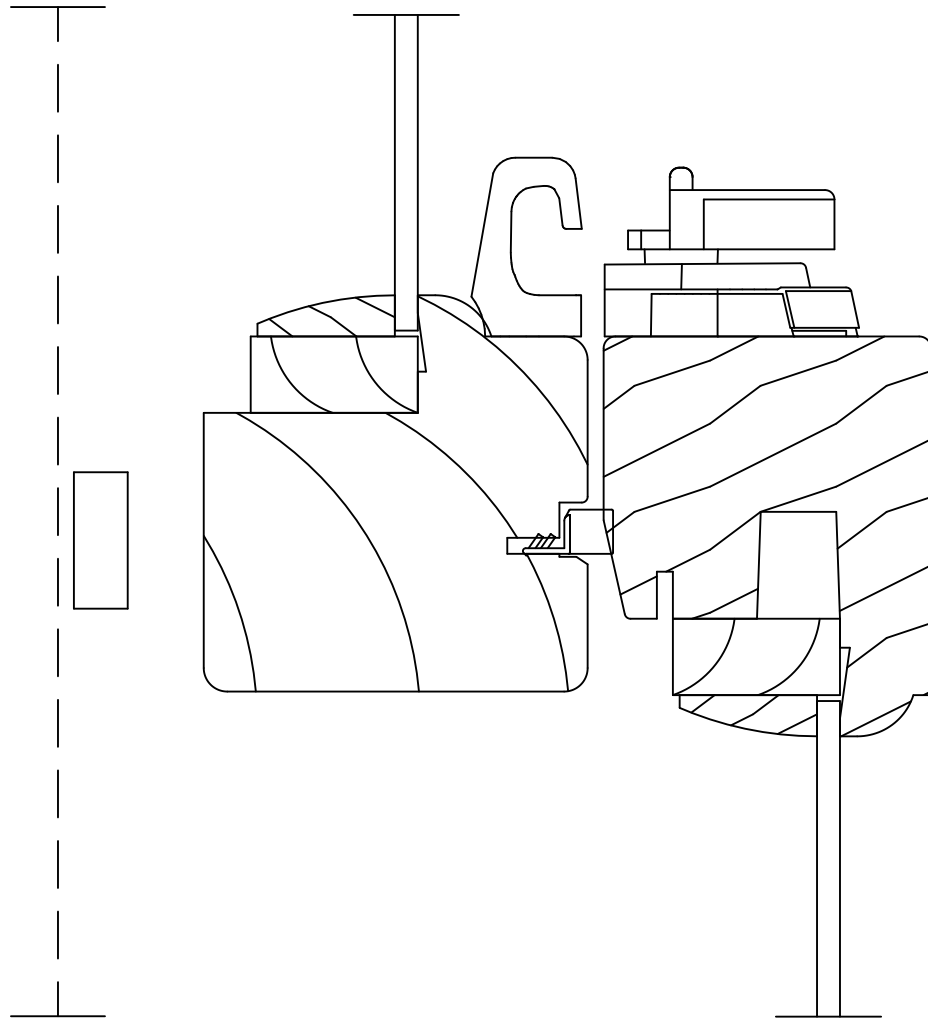


1
 1

Head

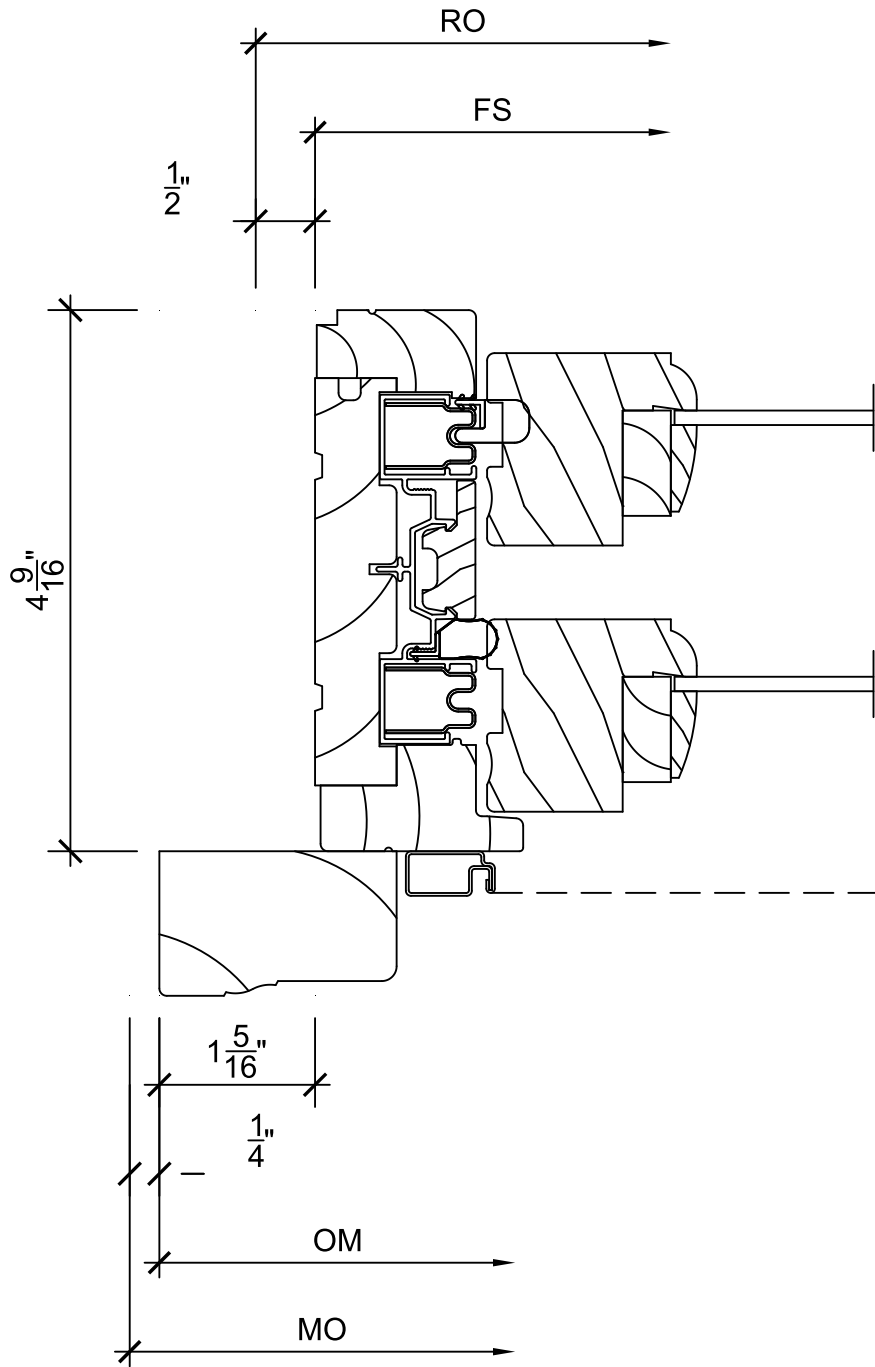


Divided Lite



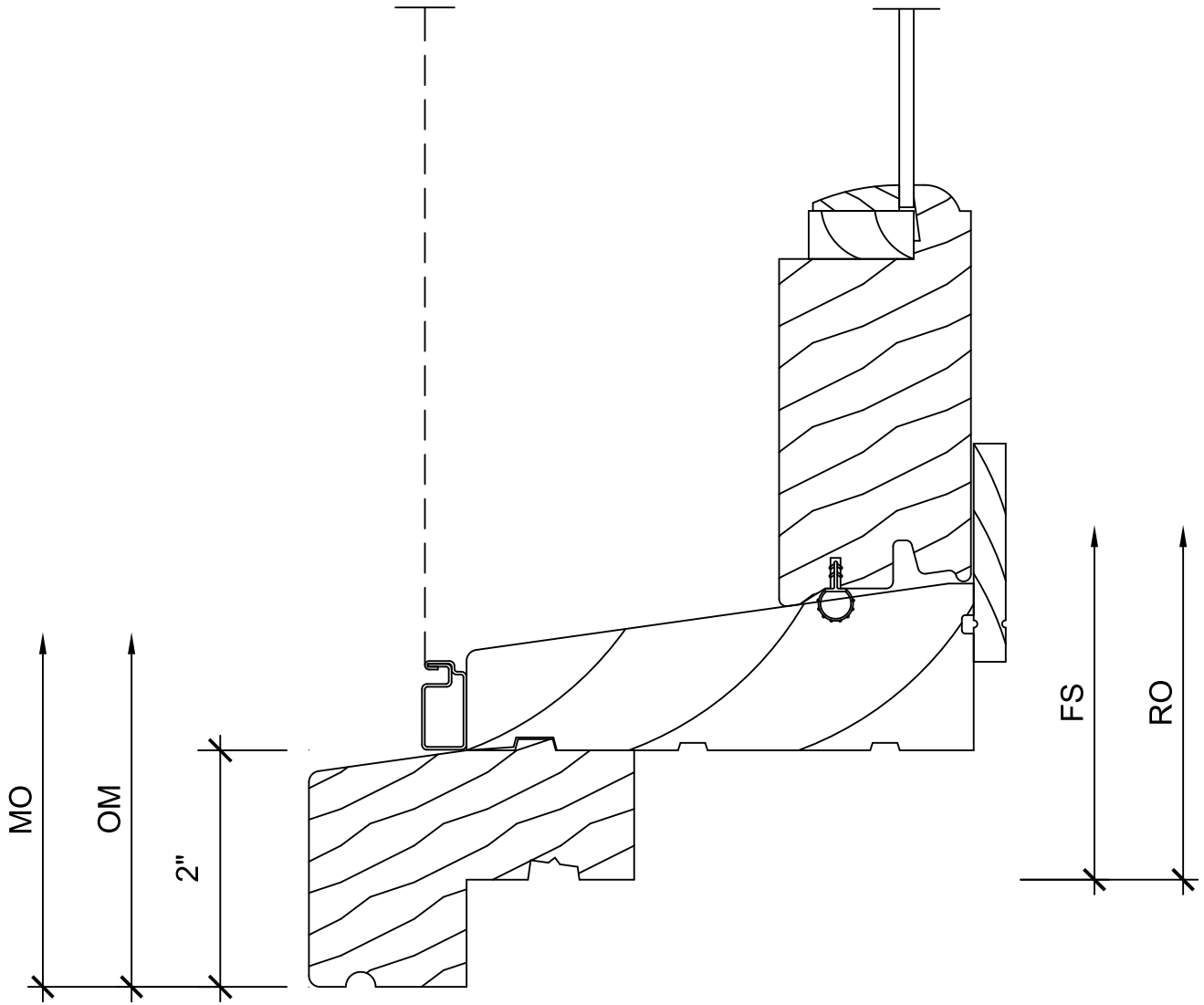
5
1

Checkrail



2
1

Jamb



3
1


Sill




HARRIS RESIDENCE
2 BEAVER STREET, BOSTON MA

APPENDIX FOR ADDITIONAL PHOTOS AND IMAGES

- 1940's APPLICATION FOR GATE
- EXAMPLES OF BEACON HILL CARRIAGE DOORS







MAYER + ASSOCIATES
ARCHITECTS

TEL 617 916 0774
FAX 857 404 0210

1647 BEACON STREET SUITE 1, WABAN, MA 02468



11 BEAVER PLACE



33 BEAVER PLACE

NEARBY CARRIAGE DOORS
HARRIS RESIDENCE
2 BEAVER STREET, BOSTON, MA

MAYER + ASSOCIATES
ARCHITECTS

TEL 617 916 0774
FAX 857 404 0210

1647 BEACON STREET SUITE 1, WABAN, MA 02468



37 BEAVER PLACE



39 BRANCH STREET

NEARBY CARRIAGE DOORS
HARRIS RESIDENCE
2 BEAVER STREET, BOSTON, MA

MAYER + ASSOCIATES
ARCHITECTS

TEL 617 916 0774
FAX 857 404 0210

1647 BEACON STREET SUITE 1, WABAN, MA 02468



72 BRIMMER STREET

NEARBY CARRIAGE DOORS
HARRIS RESIDENCE
2 BEAVER STREET, BOSTON, MA