

Improvements to the Collins and Garrison statue nodes

Landmarks Commission Hearing | 3.24.2020

PATRICK
ANDREW
COLLINS
BORN IN IRELAND
AND ALWAYS
LOYAL
BY EARLY
AND VARIED EMPLOY
UPHOLSTERER FROM
15 TO 23
BACHELOR OF LAWS
AT 27 - FROM 1871
LAWYER - 1868-72
MEMBER OF THE
MASS. LEGISLATURE
1843-89 - MEMBER
OF CONGRESS 1893-97
CONSUL - GENERAL IN
LONDON - 1902-05
MAYOR OF BOSTON
A TALENTED
HONEST GENEROUS
SERVICEABLE MAN

THE WORLD'S FIRST
ABOLITIONIST

WILLIAM LLOYD GARRISON



FRIENDS
OF THE
PUBLIC GARDEN

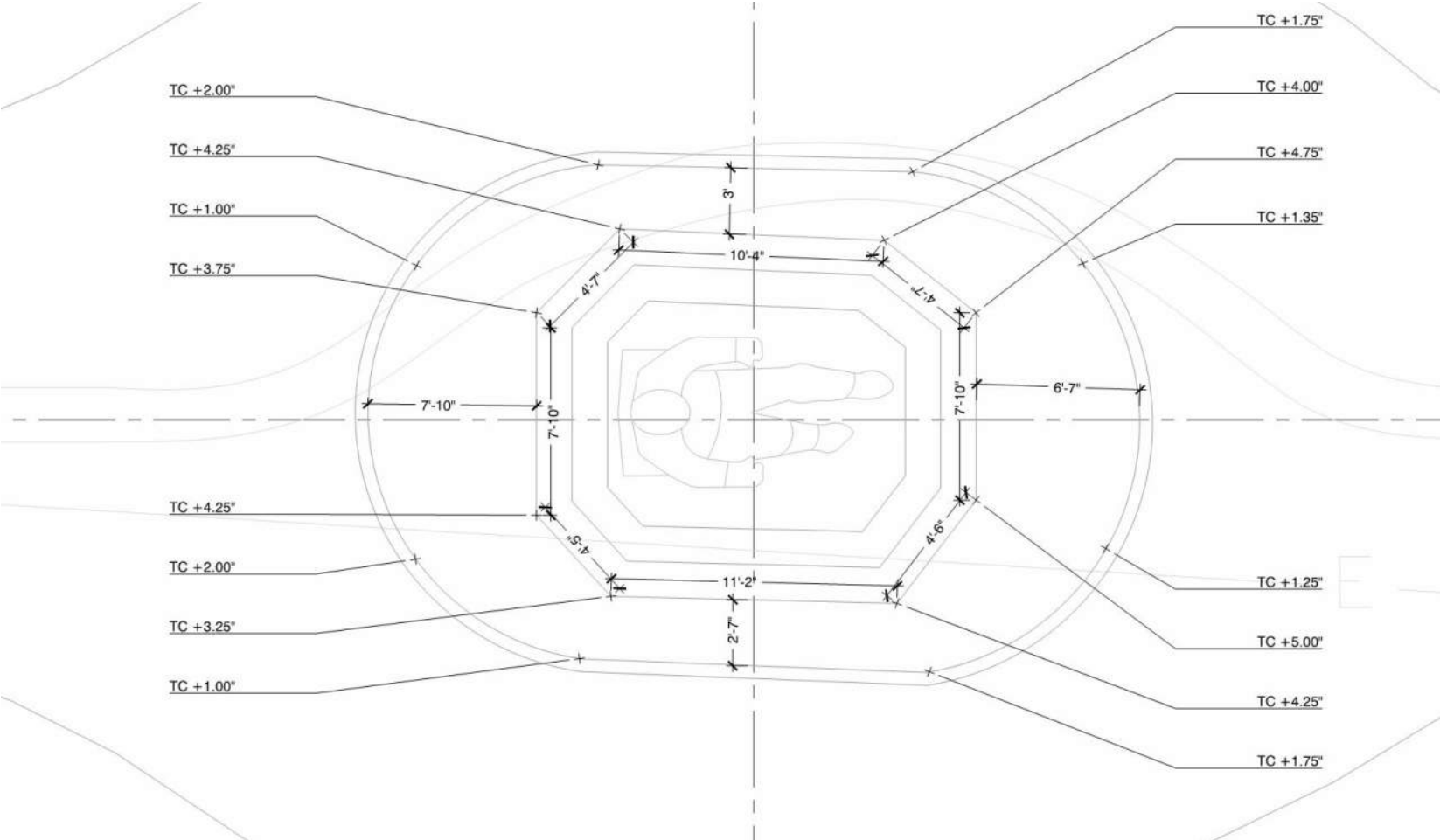
**GARRISON STATUE
UNIT PAVER STUDY**



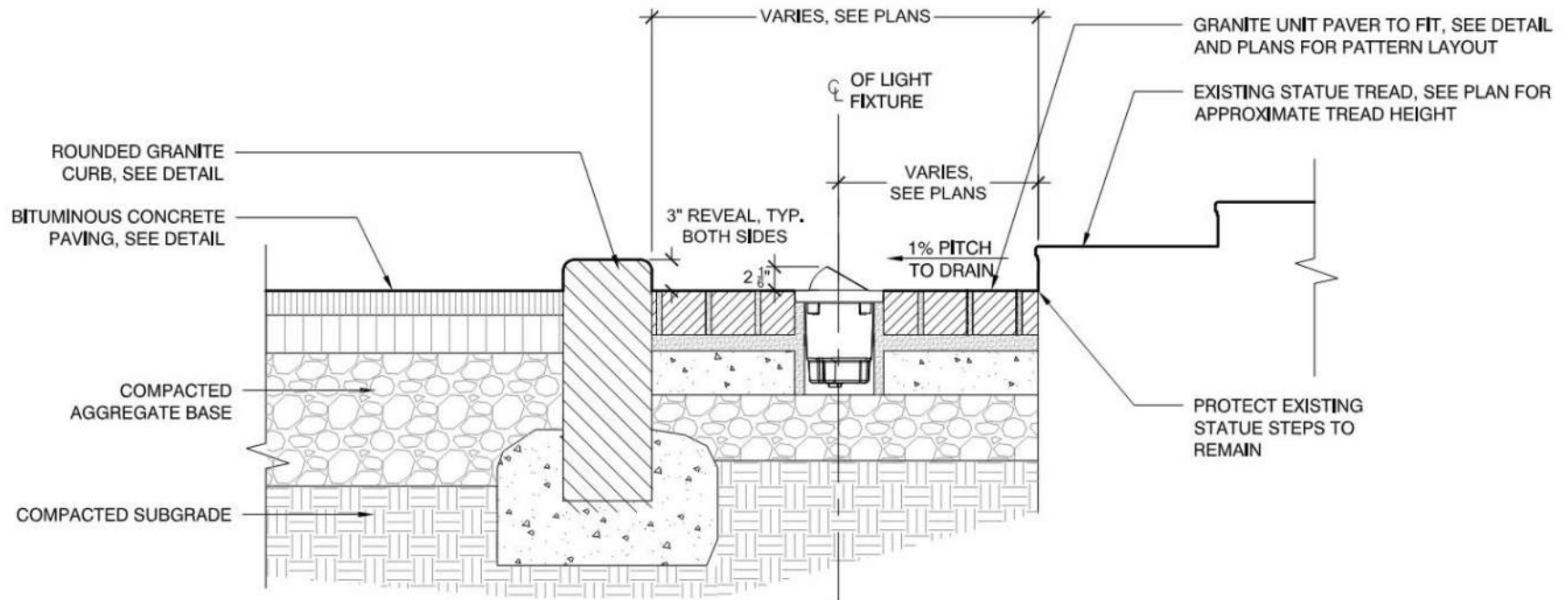
EXISTING CONDITIONS



EXISTING CURB REVEALS & FIELD DIMENSIONS



TYPICAL PROPOSED SECTION

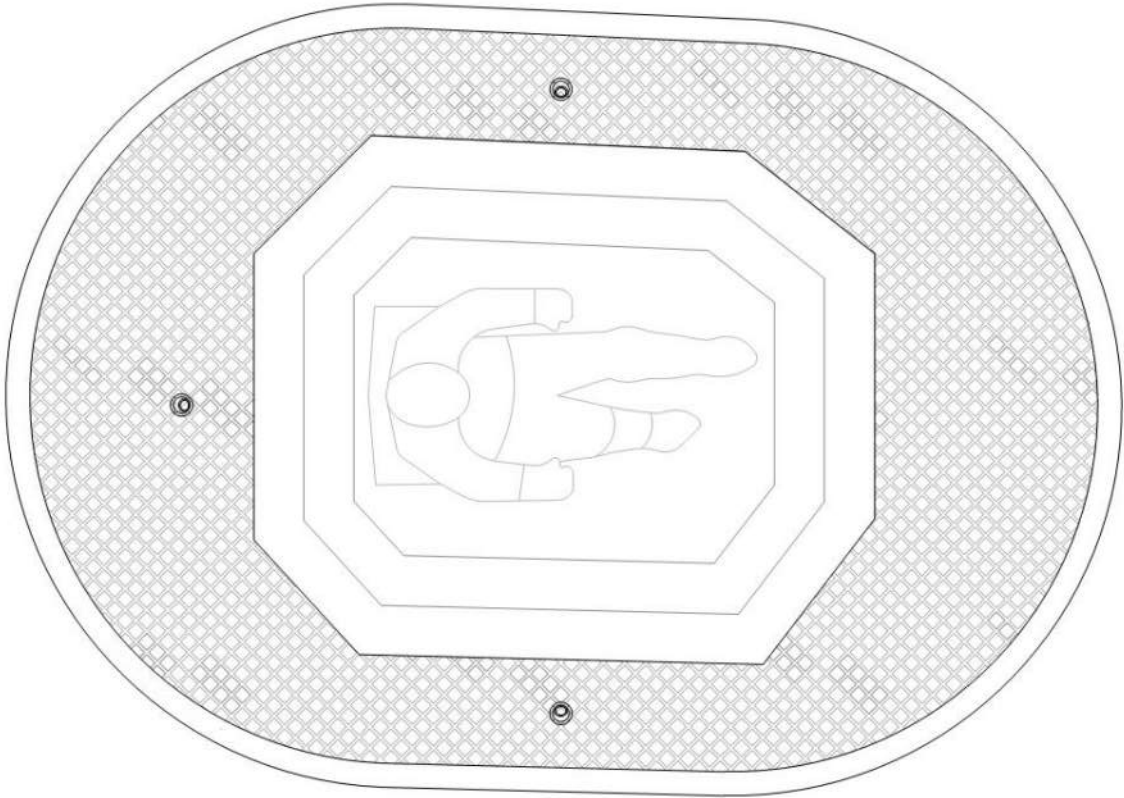


Kim Lighting 'Lightvault 8 Eye Ball'
(7.5" diameter)

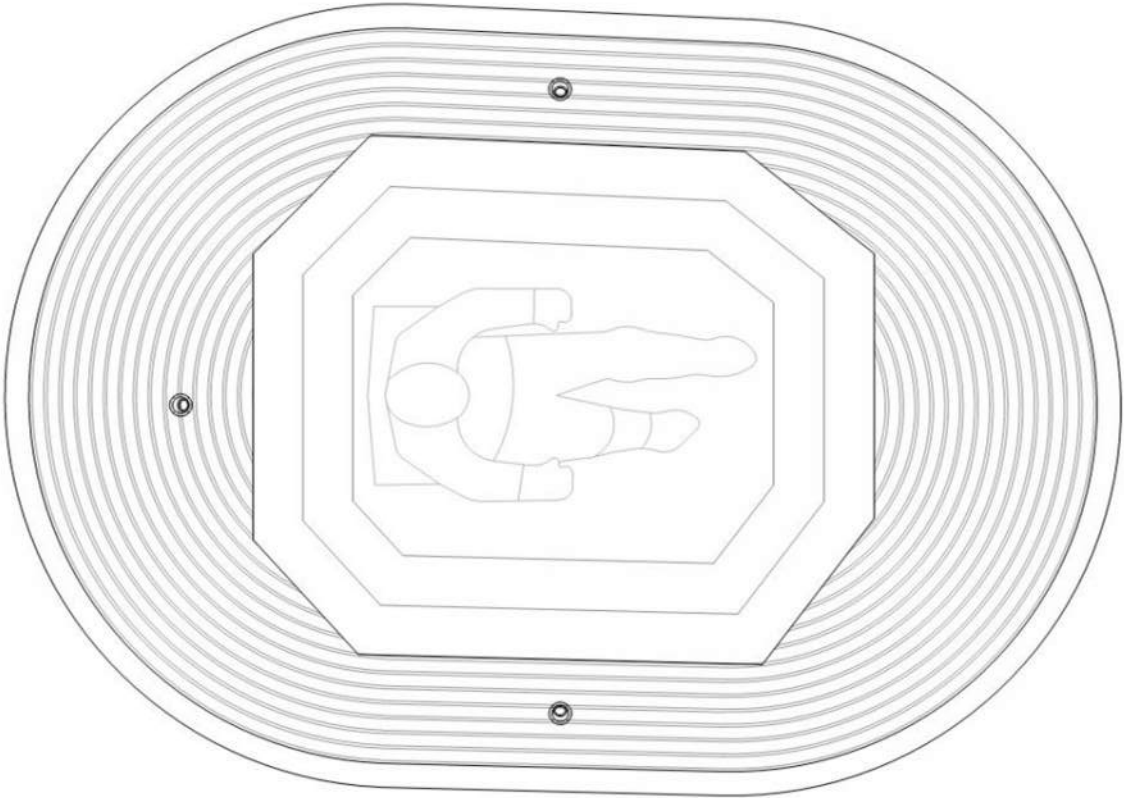


VCG with Bevel

ANGLED LINEAR PATTERN



PATTERN ALIGNED WITH CURB GEOMETRY



Note: Curved lines represent a row of cobble, as indicated in the precedent image above.

COLLINS STATUE DESIGN ADJUSTMENTS

EXISTING CONDITIONS





RADI CONDITION & TREE/ROOT PROXIMITY



NORTHWEST CURVE



NORTHEAST CURVE

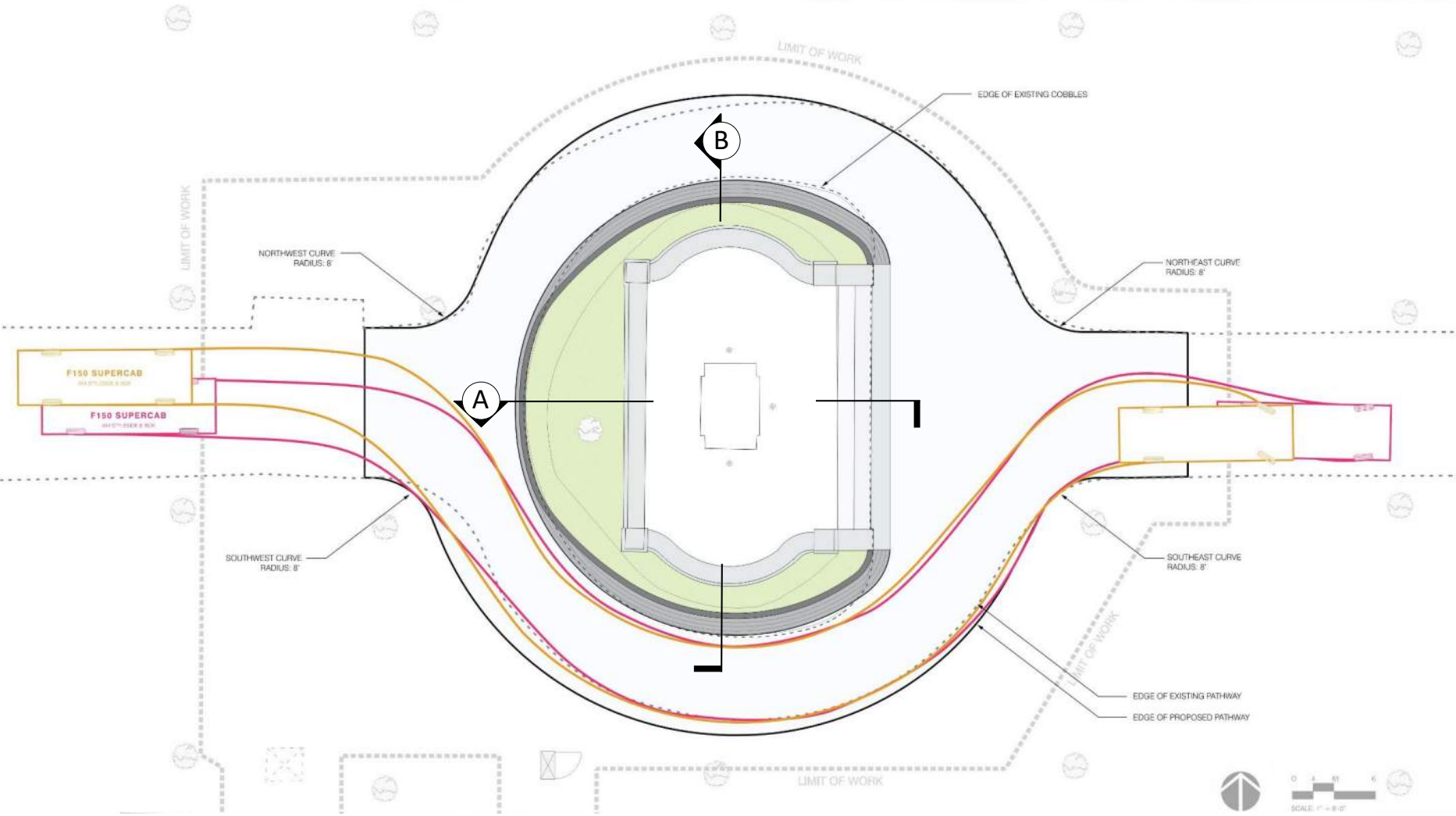


SOUTHWEST CURVE

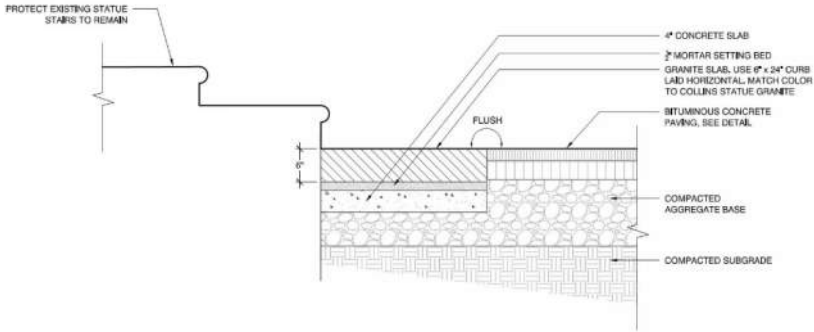


SOUTHEAST CURVE


AUTOTURN STUDY & LAYOUT ADJUSTMENTS



SECTION A: EAST-WEST



EAST SECTION

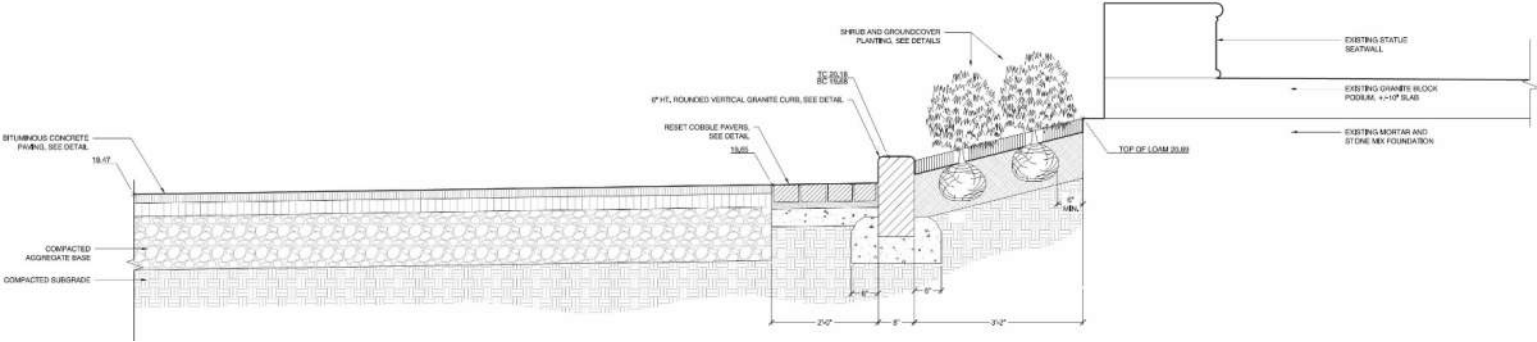


WEST SECTION

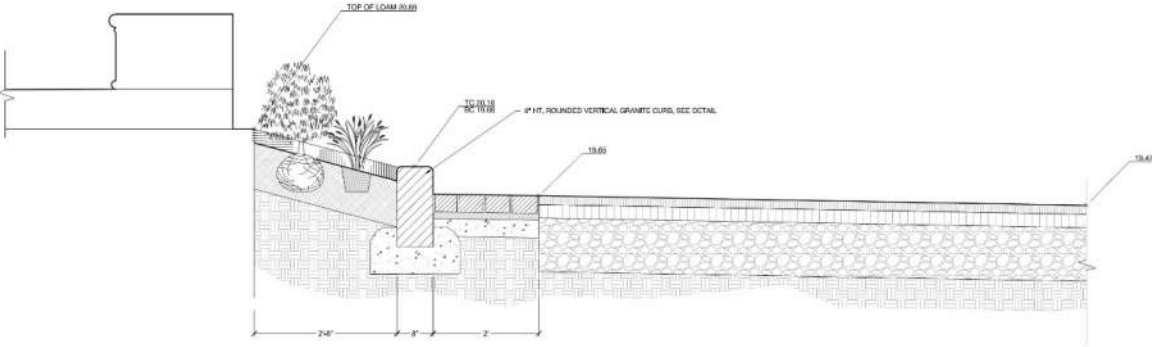
Note: Pertinent plans and sections are attached for review purposes.



SECTION B: NORTH-SOUTH



NORTH SECTION



SOUTH SECTION

Note: Pertinent plans and sections are attached for review purposes.

**COLLINS STATUE
PLANTING
CONSIDERATIONS**

PLANT PALETTE



Low Growing Azaleas

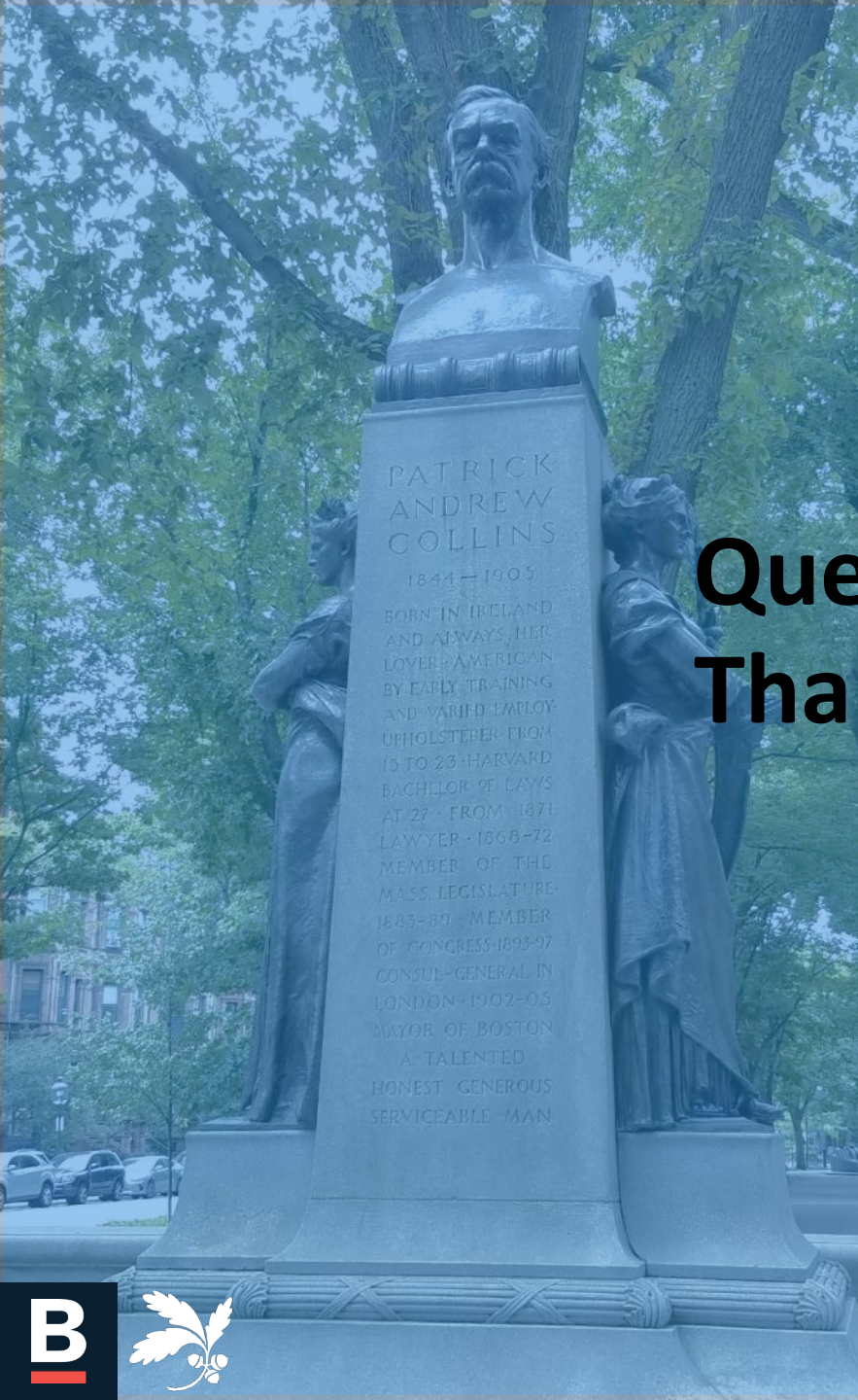


Daffodils – for spring interest



Hostas

Note: Irrigation to be installed within the planting beds.



PATRICK
ANDREW
COLLINS

1844-1905

BORN IN IRELAND
AND ALWAYS HER
LOYER - AMERICAN
BY EARLY TRAINING
AND VARIED EMPLOY
UPHOLSTERER FROM
15 TO 23 - HARVARD
BACHELOR OF LAWS
AT 27 - FROM 1871
LAWYER - 1868-72
MEMBER OF THE
MASS. LEGISLATURE
1885-89 - MEMBER
OF CONGRESS 1893-97
CONSUL - GENERAL IN
LONDON - 1902-05
MAYOR OF BOSTON
A TALENTED
HONEST GENEROUS
SERVICEABLE MAN

Questions?
Thank you!



THE WORLD IS FOR THE
MANY

WILLIAM LLOYD GARRISON



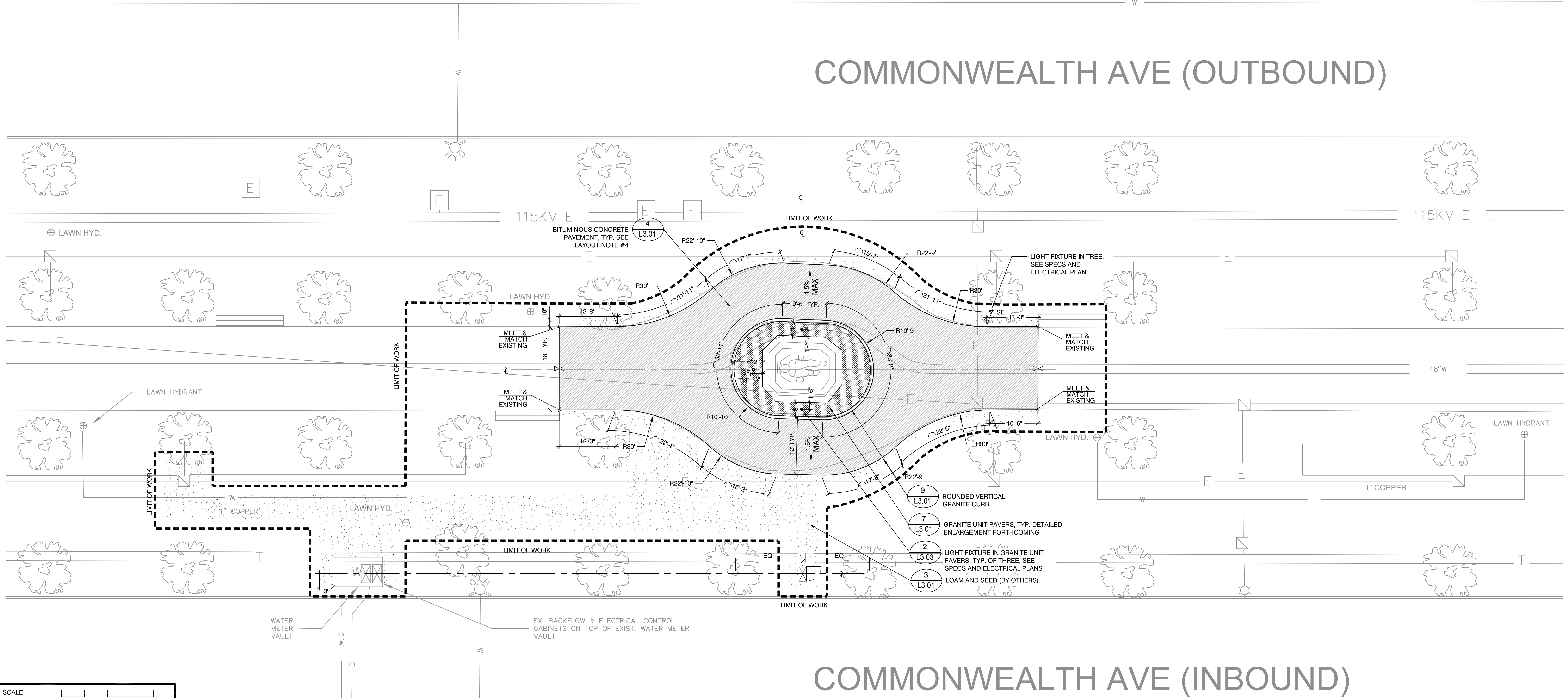
FRIENDS
OF THE
PUBLIC GARDEN

LEGEND

- LIMIT OF WORK
- BITUMINOUS CONCRETE PAVING
- GRANITE UNIT PAVERS
- LOAM AND SEED (BY OTHERS)
- LIGHT FIXTURE, SEE ELECTRICAL PLANS
- PROPOSED SPOT ELEVATION
- MATCH PROPOSED SURFACE WITH EXISTING
- PROPOSED SLOPE
- CENTERLINE
- TYP. DIMENSION
- TYP. ANGULAR DIMENSION
- TYP. ARC DIMENSION
- R6' TYP. EX. SPECS.
- RADIUS DIMENSION TYPICAL EXISTING SPECIFICATIONS

- LAYOUT NOTES**
- COORDINATE ALL LAYOUT ACTIVITIES WITH THE SCOPE OF WORK CALLED FOR BY DEMOLITION, GRADING AND UTILITIES OPERATIONS ENCOMPASSED BY THIS CONTRACT. SET, PROTECT AND REPLACE REFERENCE STAKES AS NECESSARY OR AS REQUIRED BY THE LANDSCAPE ARCHITECT.
 - ALL WORK SHALL BE PERFORMED BY CONTRACTOR UNLESS SPECIFICALLY INDICATED THAT THE WORK WILL BE PERFORMED "BY PROJECT OWNER".
 - ALL PROPOSED SITE FEATURES SHALL BE LAID OUT AND STAKED FOR REVIEW AND APPROVAL BY THE OWNER'S REPRESENTATIVE PRIOR TO COMMENCEMENT OF INSTALLATION. ANY REQUIRED ADJUSTMENTS TO THE LAYOUT SHALL BE UNDERTAKEN AS DIRECTED, AT NO ADDITIONAL COST TO THE PROJECT OWNER.
 - ALL PROPOSED PAVEMENTS SHALL MEET THE LINE AND GRADE OF EXISTING ADJACENT PAVEMENT SURFACES AND SHALL BE TREATED WITH AN RS-1 TACK COAT AT POINT OF CONNECTION. ALL PATHWAY WIDTHS SHALL BE AS NOTED ON THE LAYOUT AND MATERIALS PLAN. PROVIDE INFRARED TREATMENT AT ALL EDGES BETWEEN NEW AND EXISTING PAVEMENT.
 - THE CONTRACTOR SHALL VERIFY ALL DIMENSIONS ON THE GROUND AND REPORT ANY DISCREPANCIES IMMEDIATELY TO THE PROJECT OWNER AND LANDSCAPE ARCHITECT.
 - CONTRACTOR TO COORDINATE ALL LIGHT FIXTURE LOCATIONS WITH THE OWNER AND LANDSCAPE ARCHITECT PRIOR TO INSTALLATION. PROJECT OWNER AND LANDSCAPE ARCHITECT SHALL APPROVE THE LOCATION OF EACH FIXTURE IN THE FIELD PRIOR TO INSTALLATION.

- GRADING AND DRAINAGE NOTES**
- THE CONTRACTOR SHALL VERIFY ALL GRADES IN THE FIELD AND REPORT ANY DISCREPANCY IMMEDIATELY TO THE PROJECT OWNER AND LANDSCAPE ARCHITECT.
 - ALL NEW WALKWAYS MUST CONFORM TO CURRENT AMERICANS WITH DISABILITIES ACT (AD-9. REGULATIONS: WALKWAYS SHALL MAINTAIN A CROSS PITCH OF NOT MORE THAN ONE AND A HALF (1.5%) PERCENT MAXIMUM AND THE RUNNING SLOPE (PARALLEL TO THE DIRECTION OF TRAVEL) OF 4.5% MAXIMUM.
 - MINIMUM SLOPE ON ALL WALKWAYS WILL BE 1:100 OR 1% TO PROVIDE POSITIVE DRAINAGE. DISCREPANCIES NOT ALLOWING THIS TO OCCUR SHALL BE REPORTED TO THE LANDSCAPE ARCHITECT PRIOR TO CONTINUING WORK.
 - ALL UTILITY GRATES, COVERS OR OTHER SURFACE ELEMENTS INTENDED TO BE EXPOSED A GRADE SHALL BE FLUSH WITH THE ADJACENT FINISHED GRADE AND ADJUSTED TO PROVIDE SMOOTH TRANSITION AT ALL EDGES.
 - THE CONTRACTOR SHALL SET SUBGRADE ELEVATIONS TO ALLOW FOR POSITIVE DRAINAGE.
 - CONTRACTOR SHALL ENSURE ALL AREAS ARE PROPERLY PITCHED TO DRAIN, WITH NO SURFACE WATER PONDING OR PUDDLING.
 - EXCAVATION REQUIRED WITHIN PROXIMITY OF KNOWN EXISTING UTILITY LINES SHALL BE DONE BY HAND. CONTRACTOR SHALL REPAIR ANY DAMAGE TO EXISTING UTILITY LINES OR STRUCTURES INCURRED DURING CONSTRUCTION OPERATIONS AT NO COST TO THE PROJECT OWNER.
 - WHERE NEW EARTHWORK MEETS EXISTING EARTHWORK, CONTRACTOR SHALL BLEND NEW EARTHWORK SMOOTHLY INTO EXISTING, PROVIDING VERTICAL CURVES OR POUNDS AT ALL TOP AND BOTTOM OF SLOPES.
 - WHERE A SPECIFIC LIMIT OF WORK LINE IS NOT OBVIOUS OR IMPLIED, BLEND GRADES TO EXISTING CONDITIONS WITHIN 5 FEET OF PROPOSED CONTOURS.
 - RESTORE ALL DISTURBED AREAS AND LIMITS OF ALL REMOVALS TO LOAM AND SEED MIX UNLESS OTHERWISE NOTED.
 - WHERE NEW IMPROVEMENTS MEET EXISTING CONDITIONS, MEET LINE AND GRADE OF EXISTING ADJACENT PAVEMENTS, TYPICAL.



COMMONWEALTH AVE (OUTBOUND)

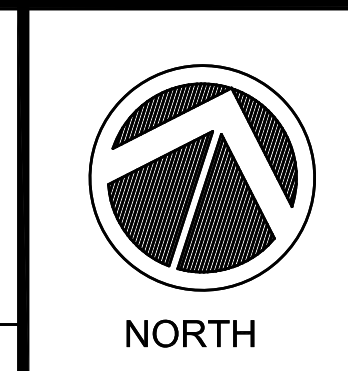
COMMONWEALTH AVE (INBOUND)

SCALE: 1" = 10'-0"
0 5 10 20FT



Prepared By:
Weston & Sampson
design studio

Consultant Project No. 2180638



| No. | Date | Revision |
|-----|------|----------|
| | | |
| | | |

Approved By: _____ Date: _____

Project Name: **IMPROVEMENTS TO THE COLLINS AND GARRISON STATUES, COMMONWEALTH AVENUE MALL**

| FOR BLC REVIEW | |
|------------------------|------------|
| -NOT FOR CONSTRUCTION- | |
| Date | 03/24/2020 |
| Scale | AS SHOWN |
| Drawn | LR / LC |
| Checked | CB / ERB |

Sheet Name: **GARRISON STATUE - LAYOUT, MATERIALS, AND GRADING PLAN**

SHEET: **L1.03**

LEGEND

--- LIMIT OF WORK

BITUMINOUS CONCRETE PAVING

RESET EX. GRANITE COBBLE PAVERS

LOAM AND SEED (BY OTHERS)

PLANTING AREA (BY OTHERS)

LIGHT FIXTURE, SEE ELECTRICAL PLANS

PROPOSED SPOT ELEVATION

MATCH PROPOSED SURFACE WITH EXISTING

PROPOSED SHRUBS

CENTERLINE

TYP. DIMENSION

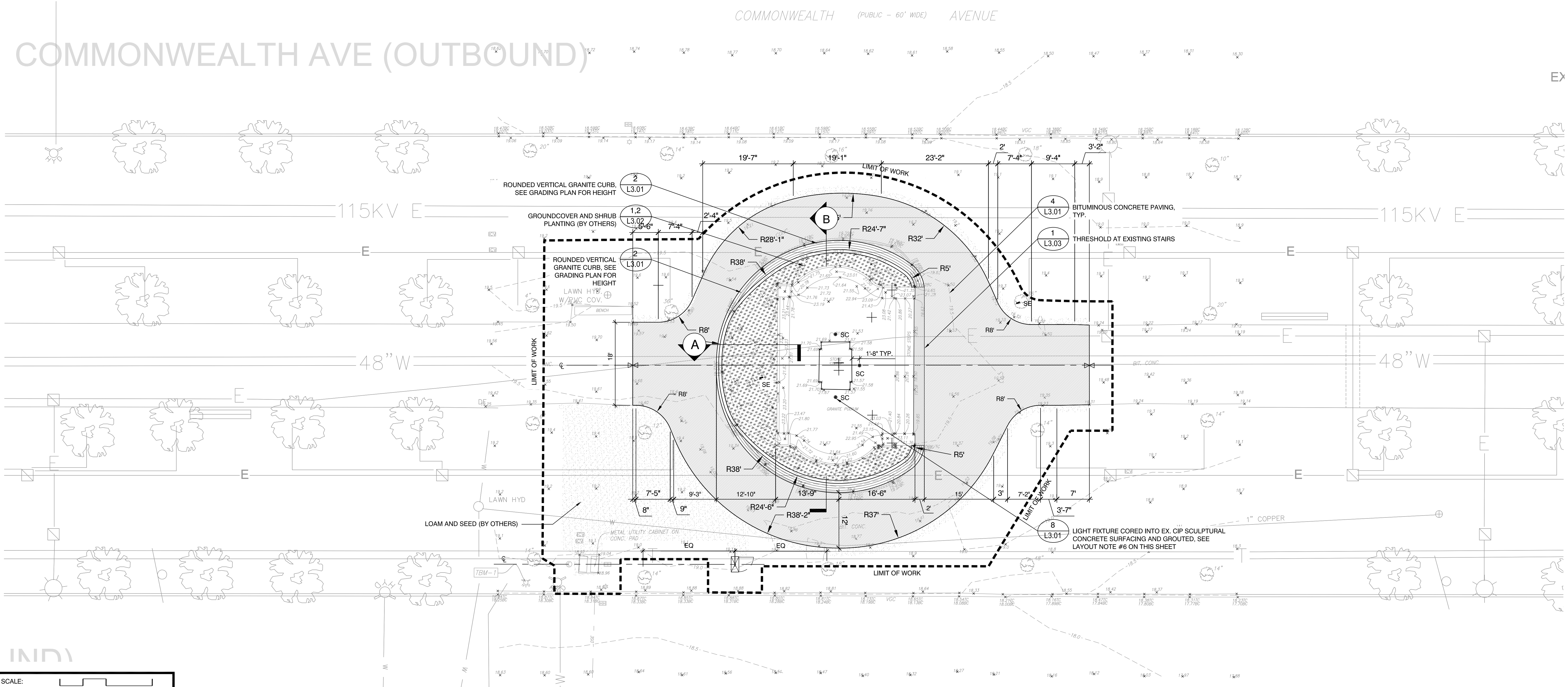
TYP. ANGULAR DIMENSION

TYP. ARC DIMENSION

R6' TYP. EX. SPECS.

RADIUS DIMENSION TYPICAL EXISTING SPECIFICATIONS

- LAYOUT NOTES**
- COORDINATE ALL LAYOUT ACTIVITIES WITH THE SCOPE OF WORK CALLED FOR BY DEMOLITION, GRADING AND UTILITIES OPERATIONS ENCOMPASSED BY THIS CONTRACT. SET, PROTECT AND REPLACE REFERENCE STAKES AS NECESSARY OR AS REQUIRED BY THE OWNER'S REPRESENTATIVE.
 - ALL WORK SHALL BE PERFORMED BY CONTRACTOR UNLESS SPECIFICALLY INDICATED THAT THE WORK WILL BE PERFORMED "BY OWNER".
 - ALL PROPOSED SITE FEATURES SHALL BE LAID OUT AND STAKED FOR REVIEW AND APPROVAL BY THE OWNER'S REPRESENTATIVE PRIOR TO COMMENCEMENT OF INSTALLATION. ANY REQUIRED ADJUSTMENTS TO THE LAYOUT SHALL BE UNDERTAKEN AS DIRECTED, AT NO ADDITIONAL COST TO THE OWNER.
 - ALL PROPOSED PAVEMENTS SHALL MEET THE LINE AND GRADE OF EXISTING ADJACENT PAVEMENT SURFACES AND SHALL BE TREATED WITH AN RS-1 TACK COAT AT POINT OF CONNECTION. ALL PATHWAY WIDTHS SHALL BE AS NOTED ON THE LAYOUT AND MATERIALS PLAN. PROVIDE INFRARED TREATMENT AT ALL EDGES BETWEEN NEW AND EXISTING PAVEMENT.
 - THE CONTRACTOR SHALL VERIFY ALL DIMENSIONS ON THE GROUND AND REPORT ANY DISCREPANCIES IMMEDIATELY TO THE OWNER AND LANDSCAPE ARCHITECT.
 - CONTRACTOR TO COORDINATE ALL LIGHT FIXTURE LOCATIONS WITH THE OWNER AND LANDSCAPE ARCHITECT PRIOR TO INSTALLATION. OWNER AND LANDSCAPE ARCHITECT SHALL APPROVE THE LOCATION OF EACH FIXTURE IN THE FIELD PRIOR TO INSTALLATION.

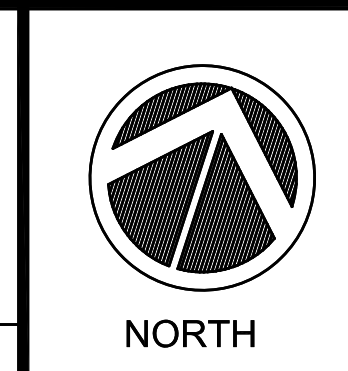


SCALE: 1" = 10'-0"
0 5 10 20FT



Prepared By:
Weston & Sampson
design studio

Consultant Project No. 2180638



| No. | Date | Revision |
|-----|------|----------|
| | | |
| | | |
| | | |

Approved By: _____ Date: _____

Project Name: **IMPROVEMENTS TO THE COLLINS AND GARRISON STATUES, COMMONWEALTH AVENUE MALL**

FOR BLC REVIEW

NOT FOR CONSTRUCTION

| | |
|---------|------------|
| Date | 03/24/2020 |
| Scale | AS SHOWN |
| Drawn | LR / LC |
| Checked | CB / ERB |

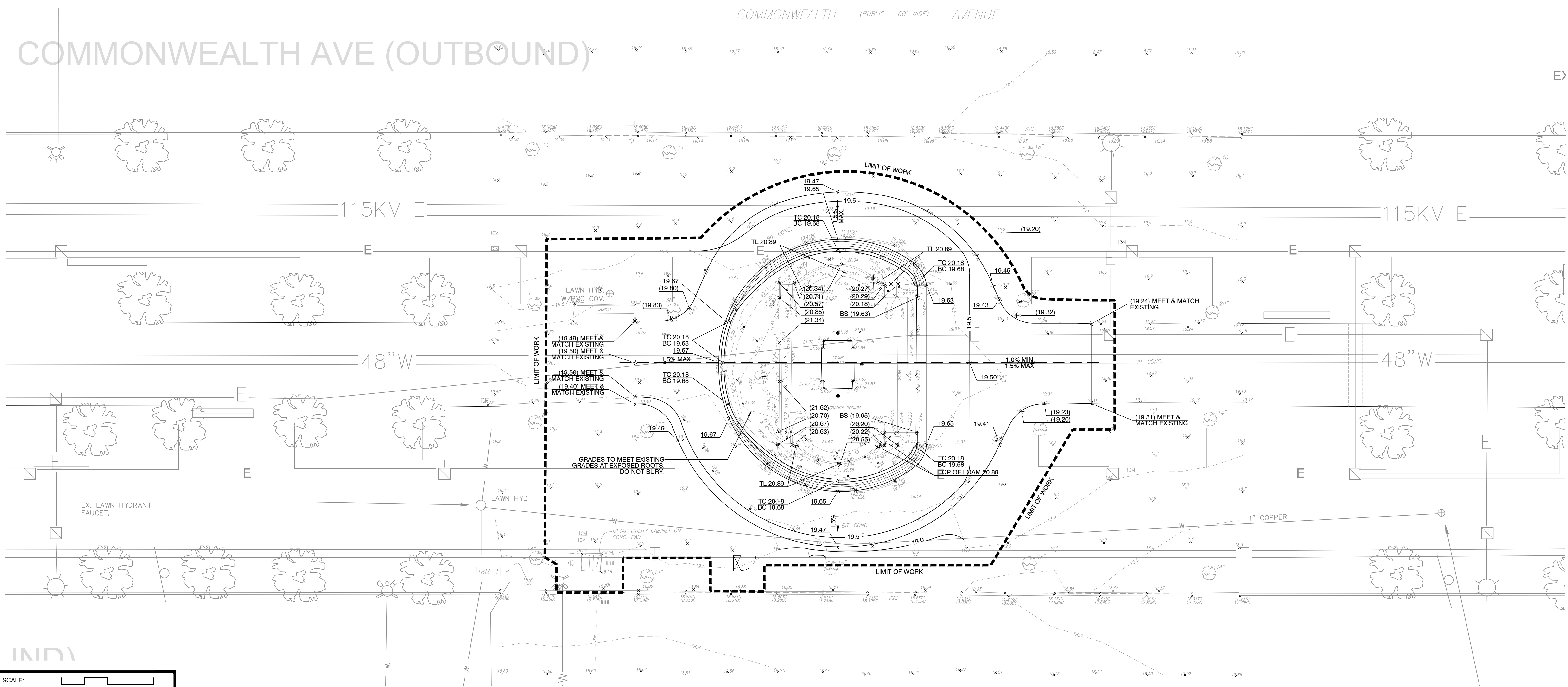
Sheet Name: **COLLINS STATUE - LAYOUT AND MATERIALS PLAN**

SHEET: **L2.03**

LEGEND

| | |
|--|-------------------------|
| | LIMIT OF WORK |
| | EXISTING CONTOURS |
| | EXISTING SPOT ELEVATION |
| | PROPOSED CONTOURS |
| | PROPOSED SLOPE |
| | PROPOSED SPOT ELEVATION |
| | GRADE BREAK |
| | TOP OF WALL |
| | BOTTOM OF WALL |
| | BOTTOM OF STEP |
| | TOP OF LOAM |

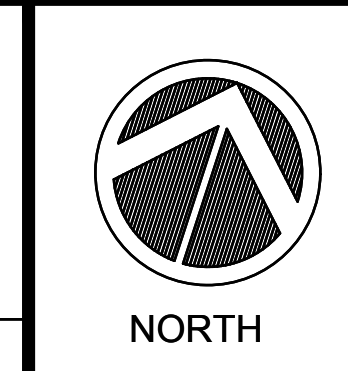
- GRADING AND DRAINAGE NOTES**
1. THE CONTRACTOR SHALL VERIFY ALL GRADES IN THE FIELD AND REPORT ANY DISCREPANCIES IMMEDIATELY TO THE PROJECT OWNER AND LANDSCAPE ARCHITECT.
 2. ALL NEW WALKWAYS MUST CONFORM TO CURRENT AMERICANS WITH DISABILITIES ACT (ADA) REGULATIONS: WALKWAYS SHALL MAINTAIN A CROSS PITCH OF NOT MORE THAN ONE AND A HALF (1.5%) PERCENT MAXIMUM AND THE RUNNING SLOPE (PARALLEL TO THE DIRECTION OF TRAVEL) OF 4.5% MAXIMUM.
 3. MINIMUM SLOPE ON ALL WALKWAYS WILL BE 1:100 OR 1% TO PROVIDE POSITIVE DRAINAGE. ANY DISCREPANCIES NOT ALLOWING THIS TO OCCUR SHALL BE REPORTED TO THE LANDSCAPE ARCHITECT PRIOR TO CONTINUING WORK.
 4. ALL UTILITY GRATES, COVERS OR OTHER SURFACE ELEMENTS INTENDED TO BE EXPOSED AT GRADE SHALL BE FLUSH WITH THE ADJACENT FINISHED GRADE AND ADJUSTED TO PROVIDE A SMOOTH TRANSITION AT ALL EDGES.
 5. THE CONTRACTOR SHALL SET SUBGRADE ELEVATIONS TO ALLOW FOR POSITIVE DRAINAGE.
 6. CONTRACTOR SHALL ENSURE ALL AREAS ARE PROPERLY PITCHED TO DRAIN, WITH NO SURFACE WATER PONDING OR PUDDLING.
 7. EXCAVATION REQUIRED WITHIN PROXIMITY OF KNOWN EXISTING UTILITY LINES SHALL BE DONE BY HAND. CONTRACTOR SHALL REPAIR ANY DAMAGE TO EXISTING UTILITY LINES OR STRUCTURES INCURRED DURING CONSTRUCTION OPERATIONS AT NO COST TO THE PROJECT OWNER.
 8. WHERE NEW EARTHWORK MEETS EXISTING EARTHWORK, CONTRACTOR SHALL BLEND NEW EARTHWORK SMOOTHLY INTO EXISTING, PROVIDING VERTICAL CURVES OR POUNDS AT ALL TOP AND BOTTOM OF SLOPES.
 9. WHERE A SPECIFIC LIMIT OF WORK LINE IS NOT OBVIOUS OR IMPLIED, BLEND GRADES TO EXISTING CONDITIONS WITHIN 5 FEET OF PROPOSED CONTOURS.
 10. WHERE NEW IMPROVEMENTS MEET EXISTING CONDITIONS, MEET LINE AND GRADE OF EXISTING ADJACENT PAVEMENTS, TYPICAL.



SCALE: 1" = 10'-0"
 0 5 10 20 FT



Prepared By:
Weston & Sampson
 design studio
 Consultant Project No. 2180638



| No. | Date | Revision |
|-----|------|----------|
| | | |
| | | |

Approved By: _____ Date: _____

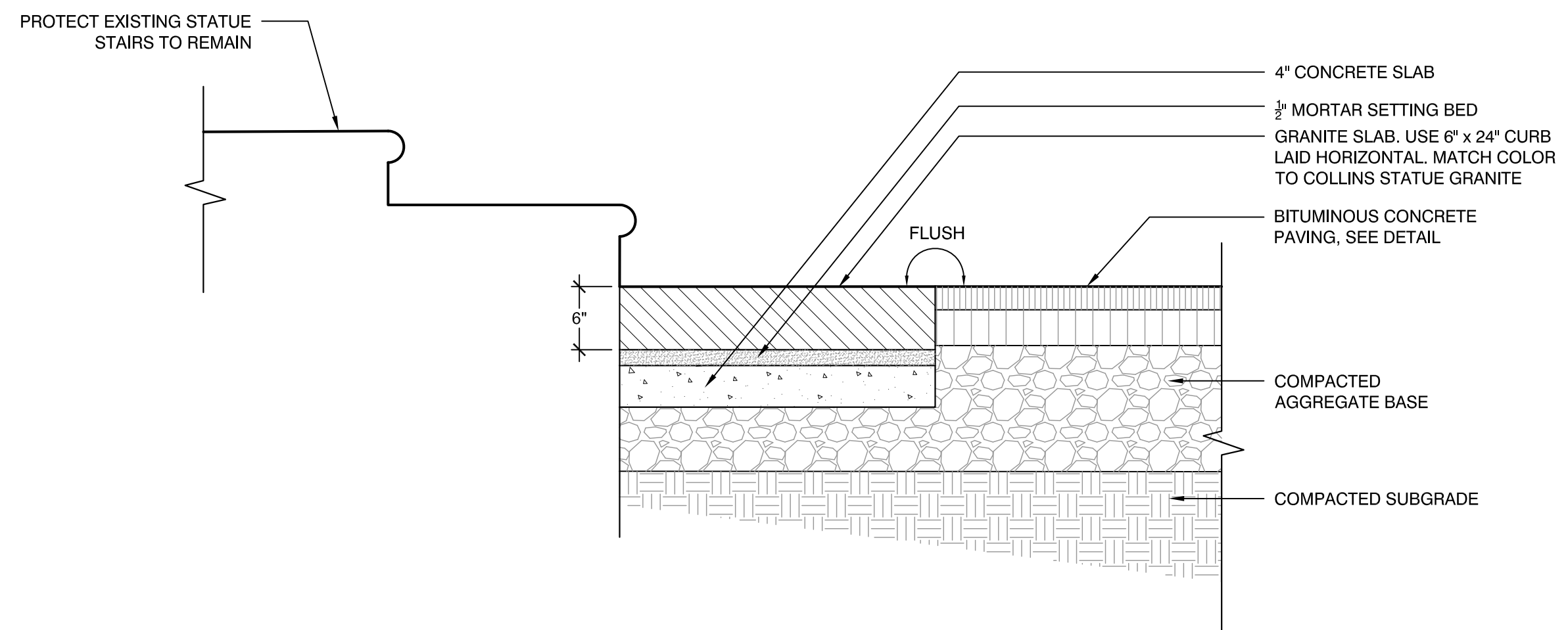
Project Name: **IMPROVEMENTS TO THE COLLINS AND GARRISON STATUES, COMMONWEALTH AVENUE MALL**

FOR BLC REVIEW
 -NOT FOR CONSTRUCTION-

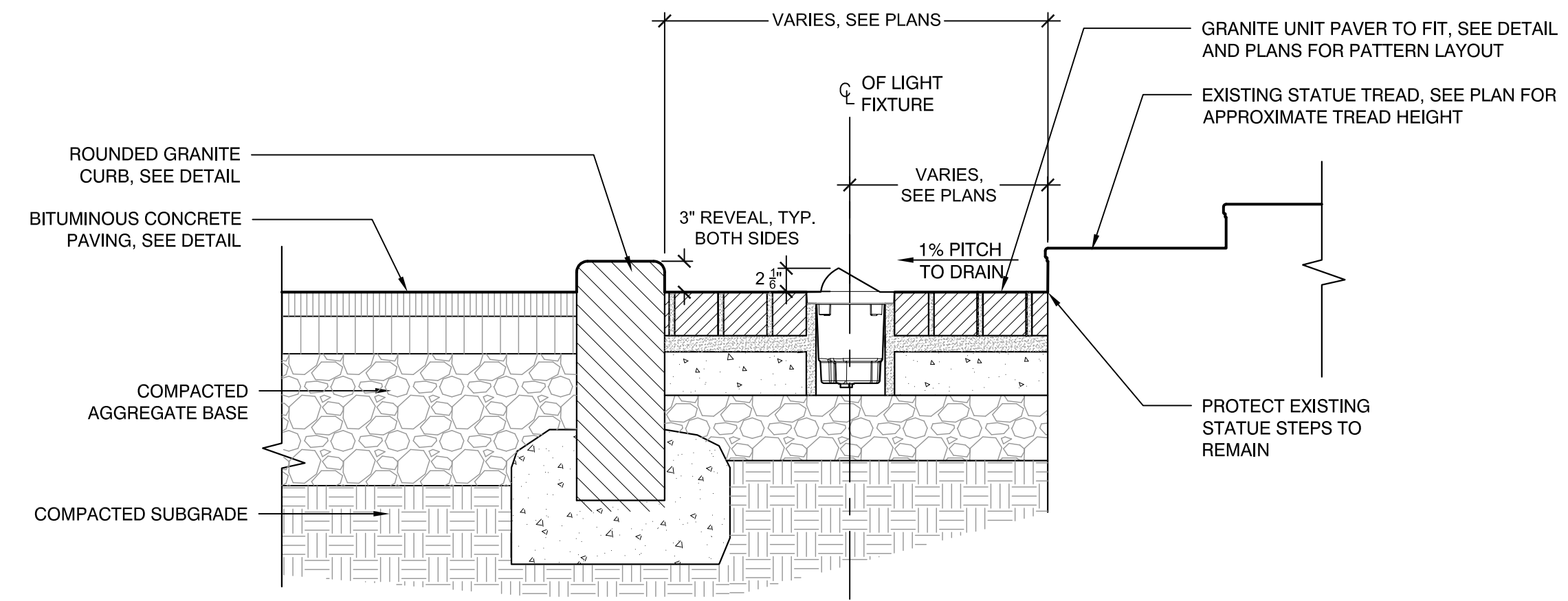
| | |
|---------|------------|
| Date | 03/24/2020 |
| Scale | AS SHOWN |
| Drawn | LR / LC |
| Checked | CB / ERB |

Sheet Name.: **COLLINS STATUE - GRADING PLAN**


SHEET: **L2.04**



1 GRANITE APRON AT THE COLLINS STATUE
SCALE: N.T.S.



2 LIGHT FIXTURE IN GRANITE UNIT PAVERS AT GARRISON STATUE
SCALE: N.T.S.



A EAST-WEST SECTION AT COLLINS STATUE
SCALE: N.T.S.



Prepared By:



Consultant Project No. 2180638



NORTH

| No. | Date | Revision |
|-----|------|----------|
| | | |
| | | |
| | | |

Approved By:

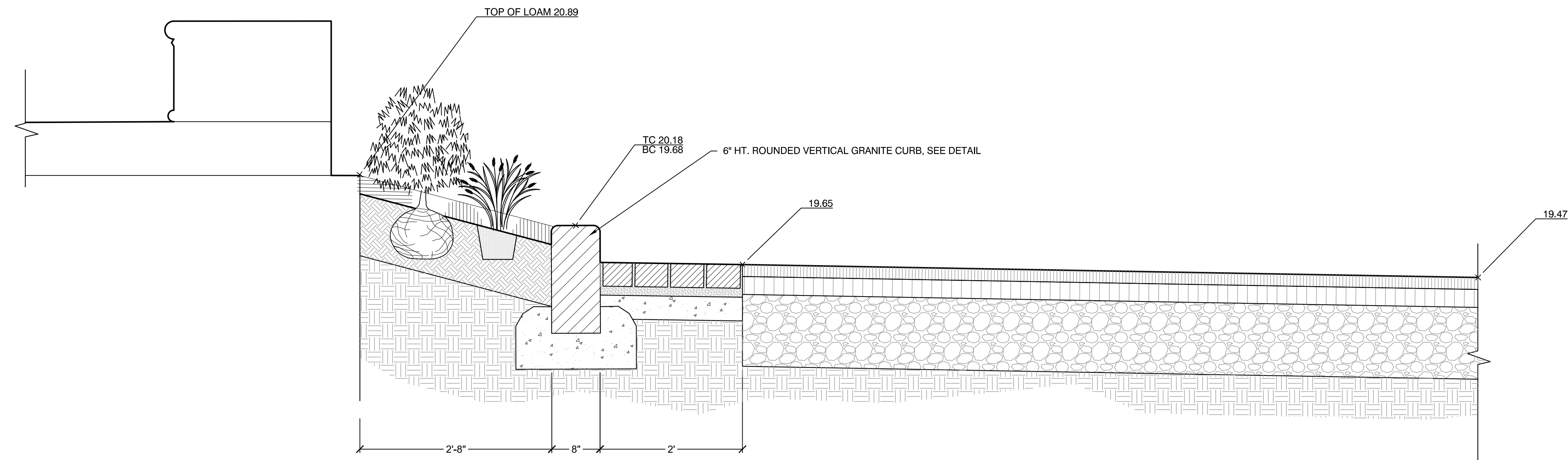
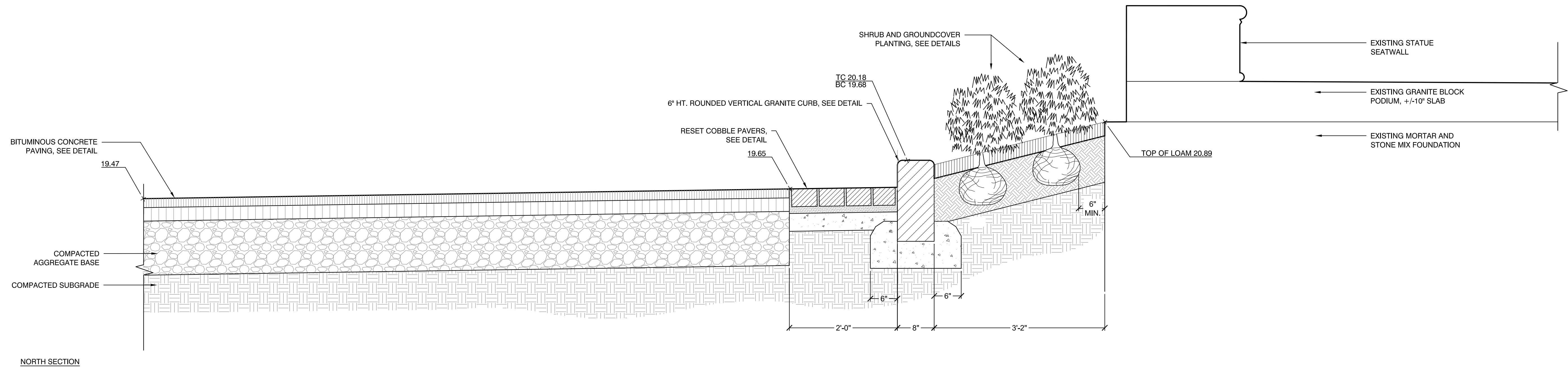
Date:

Project Name: **IMPROVEMENTS TO THE COLLINS AND GARRISON STATUES, COMMONWEALTH AVENUE MALL**

| FOR BLC REVIEW | |
|------------------------|------------|
| -NOT FOR CONSTRUCTION- | |
| Date | 03/24/2020 |
| Scale | AS SHOWN |
| Drawn | LR / LC |
| Checked | CB / ERB |

Sheet Name: **SITE CONSTRUCTION DETAILS**

SHEET: **L3.03**




B TYPICAL NORTH-SOUTH SECTION AT COLLINS STATUE
SCALE: N.T.S.



Prepared By:
Weston & Sampson
design studio

Consultant Project No. 2180638



NORTH

| No. | Date | Revision |
|-----|------|----------|
| | | |
| | | |
| | | |

Approved By: _____ Date: _____

Project Name.: **IMPROVEMENTS TO THE COLLINS AND GARRISON STATUES, COMMONWEALTH AVENUE MALL**

| | |
|------------------------|------------|
| FOR BLC REVIEW | |
| -NOT FOR CONSTRUCTION- | |
| Date | 03/24/2020 |
| Scale | AS SHOWN |
| Drawn | LR / LC |
| Checked | CB / ERB |

Sheet Name.: **SITE CONSTRUCTION DETAILS**

SHEET: **L3.04**