1 EARLIEST KNOWN PHOTO OF MILK BOTTLE
N.T.S.

2 MILK BOTTLE IN HISTORIC ROADSIDE LOCATION
N.T.S.

3 RESTORED BOTTLE IN TRANSIT TO CHILDREN'S MUSEUM
N.T.S.

4 MILK BOTTLE AFTER RELOCATION
N.T.S.

5 MILK BOTTLE SEPERATED DURING PLAZA RENOVATIONS
N.T.S.



6 MILK BOTTLE BOTTOM REBUILT IN METAL STUD FRAMING
N.T.S.

7 TOP OF MILK BOTTLE REINSTALLED ON NEW BOTTOM
N.T.S.



8 REINSTALLED MILK BOTTLE
N.T.S.

WESSLING ARCHITECTS
AIA-CSI-BOCA
PRESIDENTS PLACE, 1250 HANCOCK STREET, SUITE 815N
QUINCY, MA 02169 TEL. 617-773-8150 FAX 617-773-4902
www.wesslingarchitects.com

CONSULTANTS:

PROJECT:

BOSTON CHILDREN'S MUSEUM
308 CONGRESS STREET
BOSTON, MA 02210

CLIENT:

CBRE | New England
CB RICHARD ELLIS
33 ARCH STREET
BOSTON, MA 02210

NOT FOR CONSTRUCTION

PROFESSIONAL

PREPARED BY A LICENSED ARCHITECT
Any changes to this item can be a violation of the law unless altered by a licensed architect. Any alteration made to this item must be accompanied by a specific description of change or changes made; date change was made, as well as the seal of the licensed architect who made or oversaw the changes.

MARK	DATE	DESCRIPTION
	02-01-19	SCHEMATIC DESIGN

ISSUE:

PROJECT NO.:	18120
DRAWN BY:	JK
CHECKED BY:	SAW
DRAWING SCALE:	NTS

SHEET TITLE:
HISTORICAL PHOTOS

SHEET:
1

DO NOT SCALE DRAWING

COPYRIGHT©STEPHEN J. WESSLING ARCHITECTS INC. 2019

1 CONGRESS STREET LOOKING EAST
3"=1'-0"

2 CONGRESS STREET LOOKING WEST
3"=1'-0"

3 PLAZA LOOKING WEST
3"=1'-0"

4 HARBORWALK LOOKING SOUTH
3"=1'-0"

5 CONGRESS STREET ELEVATION
3"=1'-0"

6 ROTTING BEADED BOARD PINE SIDING
3"=1'-0"

7 WARPING AND ROTTING BEADED BOARD SIDING
3"=1'-0"

8 WARPING AND CUPPING BEADED BOARD SIDING
3"=1'-0"

9 TYPICAL WINDOW- DOUBLE HUNG VINYL WINDOW
3"=1'-0"

10 ROTTED WINDOW TRIM
3"=1'-0"

11 DETERIORATED SILL AND TRIM
3"=1'-0"

12 ROTTED WINDOW SILL
3"=1'-0"

WESSLING ARCHITECTS
AIA-CSI-BOCA

PRESIDENTS PLACE, 1250 HANCOCK STREET, SUITE 815N
QUINCY, MA 02169 TEL. 617-773-8150 FAX 617-773-4902
www.wesslingarchitects.com

CONSULTANTS:

PROJECT:

BOSTON CHILDREN'S MUSEUM

308 CONGRESS STREET
BOSTON, MA 02210

CLIENT:

CBRE | New England
CB RICHARD ELLIS

33 ARCH STREET
BOSTON, MA 02210

NOT FOR CONSTRUCTION

PROFESSIONAL

PREPARED BY A LICENSED ARCHITECT
Any changes to this item can be a violation of the law unless altered by a licensed architect. Any alteration made to this item must be accompanied by a specific description of change or changes made; date change was made, as well as the seal of the licensed architect who made or oversaw the changes.

MARK	DATE	DESCRIPTION
	02-01-19	SCHEMATIC DESIGN

ISSUE:

PROJECT NO.:	18120
DRAWN BY:	JK
CHECKED BY:	SAW
DRAWING SCALE:	N.T.S.

SHEET TITLE:

EXISTING CONDITION PHOTOS

SHEET:

2

DO NOT SCALE DRAWING

COPYRIGHT©STEPHEN J. WESSLING ARCHITECTS INC. 2019

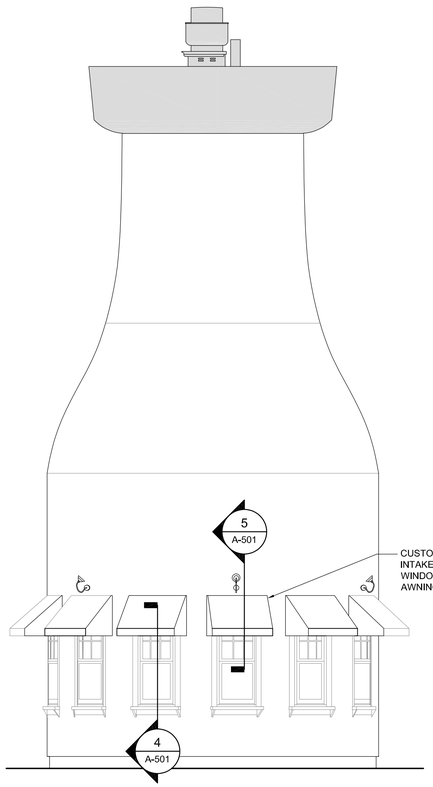

1 EXTERIOR ELEVATION- CANAL SIDE
1/4"=1'-0"

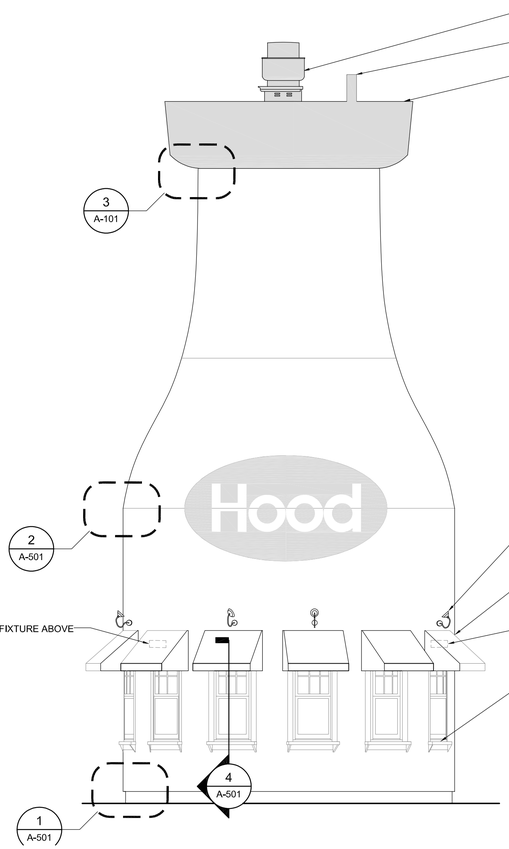

2 EXTERIOR ELEVATION- PLAZA SIDE
1/4"=1'-0"

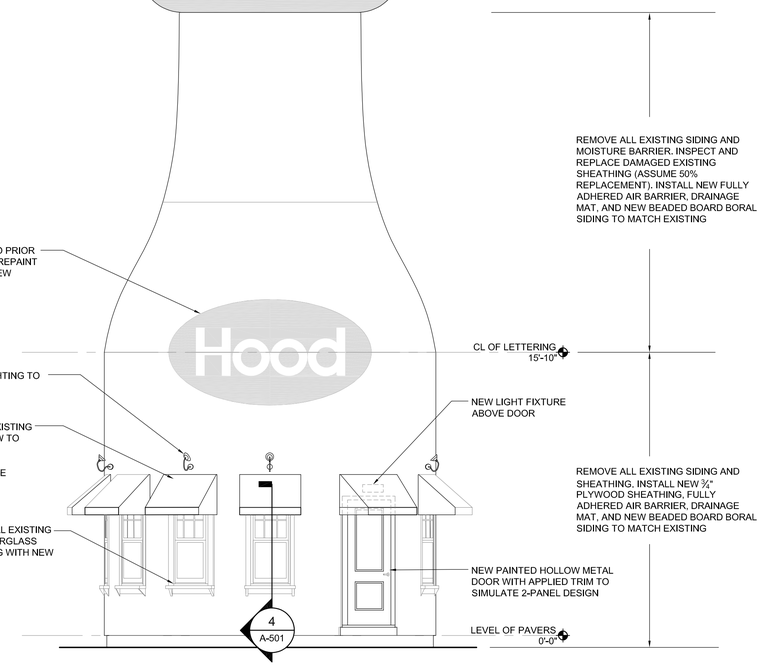

3 EXTERIOR ELEVATION- CONGRESS ST.
1/4"=1'-0"

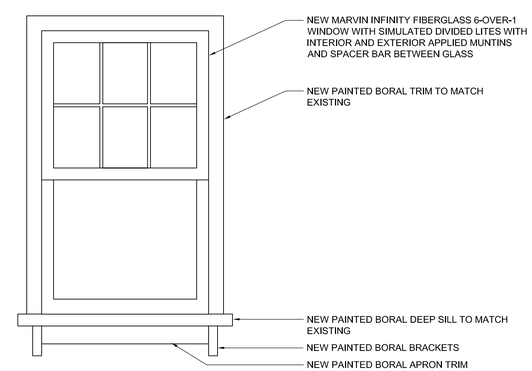

4 PROPOSED WINDOW ELEVATION
1" = 1'-0"

WESSLING ARCHITECTS
AIA-CSI-BOCA
PRESIDENTS PLACE, 1250 HANCOCK STREET, SUITE 815N
QUINCY, MA 02169 TEL. 617-773-8150 FAX 617-773-4902
www.wesslingarchitects.com

CONSULTANTS:

PROJECT:

BOSTON CHILDREN'S MUSEUM
308 CONGRESS STREET
BOSTON, MA 02210

CLIENT:

CBRE | New England
CB RICHARD ELLIS
33 ARCH STREET
BOSTON, MA 02210

NOT FOR CONSTRUCTION

PROFESSIONAL

PREPARED BY A LICENSED ARCHITECT
Any changes to this item can be a violation of the law unless altered by a licensed architect. Any alteration made to this item must be accompanied by a specific description of change or changes made; date change was made, as well as the seal of the licensed architect who made or oversaw the changes.

MARK	DATE	DESCRIPTION
	02-01-19	SCHEMATIC DESIGN

ISSUE:

PROJECT NO.:	18120
DRAWN BY:	JK
CHECKED BY:	SAW
DRAWING SCALE:	AS NOTED

SHEET TITLE:

EXTERIOR ELEVATIONS

SHEET:

3

DO NOT SCALE DRAWING

COPYRIGHT©STEPHEN J. WESSLING ARCHITECTS INC. 2019

Drawing name: J:_SJWD\18120 BCM MB_Bridge\04-Construction Documents\Architectural\AutoCAD\BCM MB_Bridge\Sheets\A-301 ELEVATIONS - For Presentation.dwg
May 06, 2019 - 14:23pm
Xref: J:_SJWD\18120 BCM MB_Bridge\04-Construction Documents\Architectural\AutoCAD\Blocks\18120_24x36 Title Block 2019.dwg
XrefUsers: 1 Blocks 1 Elevations

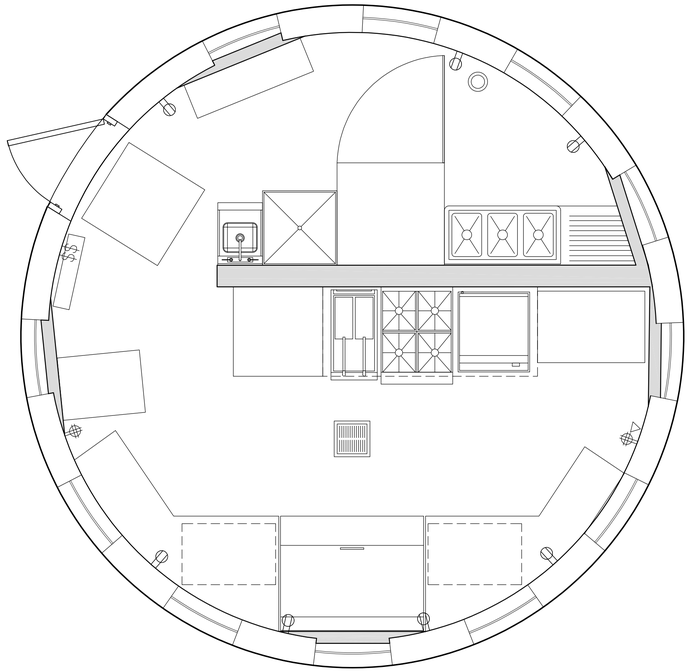

6 PROPOSED PLAN
1/2""=1'-0"

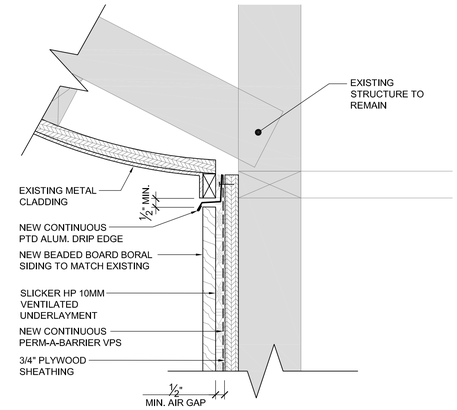

3 DETAIL AT BEADED BOARD AND METAL CAP
3"=1'-0"

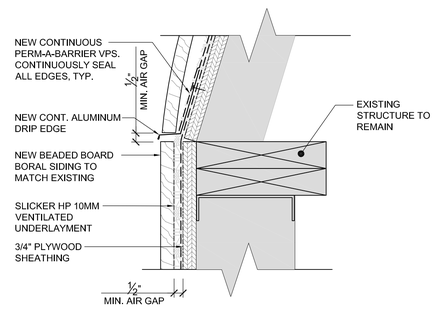

2 DETAIL AT SEAM
3"=1'-0"

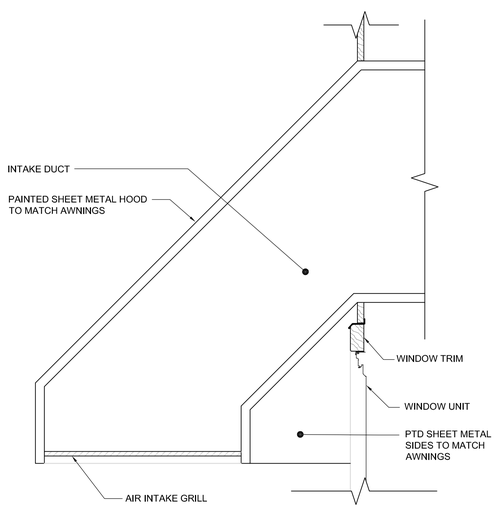

5 DETAIL AT INTAKE HOOD
3"=1'-0"

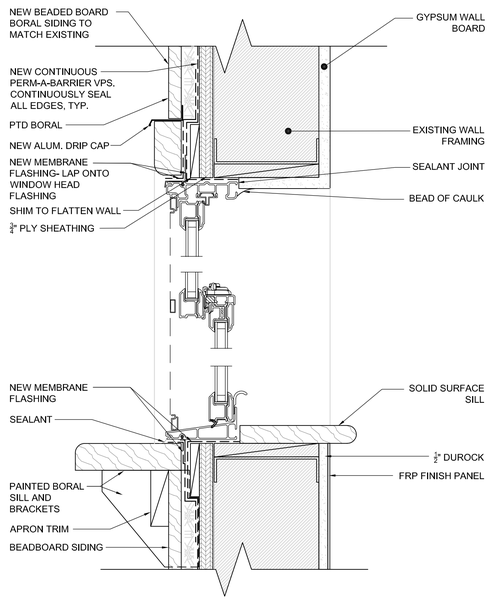

4 DETAIL AT WINDOW SECTION
3"=1'-0"

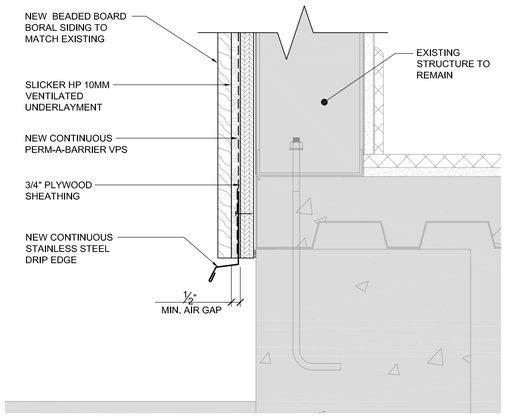

1 DETAIL AT SILL
3"=1'-0"

WESSLING ARCHITECTS
AIA-CSI-BOCA
PRESIDENTS PLACE, 1250 HANCOCK STREET, SUITE 815N
QUINCY, MA 02169 TEL. 617-773-8150 FAX 617-773-4902
www.wesslingarchitects.com

CONSULTANTS:

PROJECT:

BOSTON CHILDREN'S MUSEUM
308 CONGRESS STREET
BOSTON, MA 02210

CLIENT:

CBRE | New England
CB RICHARD ELLIS
33 ARCH STREET
BOSTON, MA 02210

NOT FOR CONSTRUCTION

PROFESSIONAL

PREPARED BY A LICENSED ARCHITECT
Any changes to this item can be a violation of the law unless altered by a licensed architect. Any alteration made to this item must be accompanied by a specific description of change or changes made; date change was made, as well as the seal of the licensed architect who made or oversaw the changes.

MARK	DATE	DESCRIPTION
	02-01-19	SCHEMATIC DESIGN

ISSUE:

PROJECT NO.:	18120
DRAWN BY:	JK
CHECKED BY:	SAW
DRAWING SCALE:	AS NOTED

SHEET TITLE:

REPAIR DETAILS

SHEET:

4

DO NOT SCALE DRAWING

COPYRIGHT©STEPHEN J. WESSLING ARCHITECTS INC. 2019

Drawing name: J:_SJW2018\18120 BCM MB\ Bostb\05-Construction Documents\Architectural\AutoCAD\BCM MB\ Bostb\Sheets\A-001 Repair Details- Presentation.dwg
May 28, 2019 - 1:42:29pm
Xref:J:_SJW2018\18120 BCM MB\ Bostb\05-Construction Documents\Architectural\AutoCAD\Xrefs\18120_2A-0B Title Block 8-2019.dwg
Xref:J:_SJW2018\18120 BCM MB\ Bostb\05-Construction Documents\Architectural\AutoCAD\Xrefs\18120_2A-0B Title Block 8-2019.dwg
Xref:C:\Users\Public\Documents\Autodesk\Autocad\Fonts\Fonts\Fonts\Fonts\AutoCAD\BCM MB\ Bostb\Xrefs\18120_Repair Details.dwg
Xref:J:\Existing Plan.dwg
Xref:C:\Users\Public\Documents\Autodesk\Autocad\Fonts\Fonts\Fonts\Fonts\AutoCAD\BCM MB\ Bostb\Xrefs\18120_Repair Details.dwg
Xref:J:\Views\18120_new plan.dwg