



6700 S

NO PARKING
RESIDENT PERMIT
PARKING ONLY

Dang's The Builder & Dang HVAC
GENERAL CONTRACTOR
KITCHEN & BATH REMODEL
SPECIALTY FINISHES
CALL US TODAY
770-538-8888
www.dangsh.com





423

425

FIRE DEPARTMENT CONNECTION













Proposal - Detailed

Pella Windows and Doors
 HIC# 183279 / Tax ID# 26-1413183 45 Fondi Road
 Haverhill, MA 01832
 Phone: (978) 373-2500 Fax:

Sales Rep Name: Gerhart, Kevin
Sales Rep Phone: 978-490-9725
Sales Rep E-Mail: GerhartKR@pellaboston.com
Sales Rep Fax:

| Customer Information | Project/Delivery Address | Order Information |
|---|--|---|
| John Papadopoulos 431 Beacon St BOSTON, MA 02115 Primary Phone: (508) 4510511 Mobile Phone: Fax Number: E-Mail: Contact Name: Great Plains #: Customer Number: 1009059711 Customer Account: 1005104399 | Papadopoulos,John,Boston,MA, 431 Beacon St Lot # Boston, MA 02115 County: Owner Name: John Papadopoulos Owner Phone: (508) 4510511 | Quote Name: Architect Series Order Number: 741KG1352 Quote Number: 11117216 Order Type: Installed Sales Wall Depth: Payment Terms: Tax Code: MA TAX 6.25 Cust Delivery Date: None Quoted Date: 3/11/2019 Contracted Date: Booked Date: Customer PO #: |

Customer Notes: PELLA AND OWNER AGREE TO PAYMENT TERMS OF \$15,833.00 UPON ORDERING | \$15,833.00 UPON STARTING PROJECT | \$15,834.00 UPON COMPLETION

PROJECT AND AGREEMENT ARE SUBJECT TO CHANGE UPON CITY OF BOSTON HISTORIC APPROVAL

| Line # | Location: | Attributes | |
|--------|-----------|------------|--|
|--------|-----------|------------|--|

10 4th fl Front

Architect, Double Hung

Qty
1



Viewed From Exterior

PK #
2029

1: Double Hung, Equal

General Information: Standard, Luxury, Wood, Pine, 4 3/8", 4 3/16"

Exterior Color / Finish: Primed, Primed Wood

Interior Color / Finish: Prefinished White Paint Interior

Sash / Panel: Putty Glaze, Ogee, Standard, No Sash Lugs

Glass: Insulated Dual Low-E NaturalSun Low-E Insulating Glass Argon Non High Altitude

Hardware Options: Spoon-Style Lock, Matte Black, No Window Opening Control Device, No Limited Opening Hardware, No Sash Lift, No Integrated Sensor

Screen: Half Screen, Standard EnduraClad, Black, Standard, InView™

Performance Information: U-Factor 0.29, SHGC 0.53, VLT 0.60, CPD PEL-N-234-00229-00001, Performance Class CW, PG 45, Calculated Positive DP Rating 45, Calculated Negative DP Rating 45, Year Rated 08|11, Egress Does not meet typical United States egress, but may comply with local code requirements

Grille: No Grille,

Customer Notes: PELLA WILL PAINT EXTERIOR TRIM AND WINDOW BLACK
PELLA WILL PAINT INTERIOR WINDOW WHITE

| | |
|---|-------|
| Extra Layer EXT - Extra Layer Exterior Trim | Qty 1 |
| Paint/Stain Ext Trim - Paint/Stain Exterior Trim Only (Wood) | Qty 1 |
| PI_Insulate Pockets - Insulate Weight Pockets | Qty 1 |
| 3rd Story and Above Ext - 3rd Story and Above Ext | Qty 1 |
| Historic Window Install - Historic Window Install | Qty 1 |
| Lead Safe Install - Lead Safe Install | Qty 1 |
| Paint Win Ext - Paint Window Exterior | Qty 1 |
| City Logistics - City Logistics | Qty 1 |

| Line # | Location: | Attributes | |
|--------|-----------|------------|--|
|--------|-----------|------------|--|

15 4th fl Front

Architect, Double Hung

Qty
2



PK #
2029

Viewed From Exterior

1: Double Hung, Equal

General Information: Standard, Luxury, Wood, Pine, 4 3/8", 4 3/16"

Exterior Color / Finish: Primed, Primed Wood

Interior Color / Finish: Prefinished White Paint Interior

Sash / Panel: Putty Glaze, Ogee, Standard, No Sash Lugs

Glass: Insulated Dual Low-E NaturalSun Low-E Insulating Glass Argon Non High Altitude

Hardware Options: Spoon-Style Lock, Matte Black, No Window Opening Control Device, No Limited Opening Hardware, No Sash Lift, No Integrated Sensor

Screen: Half Screen, Standard EnduraClad, Black, Standard, InView™

Performance Information: U-Factor 0.29, SHGC 0.53, VLT 0.60, CPD PEL-N-234-00229-00001, Performance Class CW, PG 45, Calculated Positive DP Rating 45, Calculated Negative DP Rating 45, Year Rated 08|11, Egress Does not meet typical United States egress, but may comply with local code requirements

Grille: No Grille,

Customer Notes: PELLA WILL PAINT EXTERIOR TRIM AND WINDOW BLACK
PELLA WILL PAINT INTERIOR WINDOW WHITE

| | | |
|---|-----|---|
| PI_Insulate Pockets - Insulate Weight Pockets | Qty | 1 |
| Extra Layer EXT - Extra Layer Exterior Trim | Qty | 1 |
| Paint/Stain Ext Trim - Paint/Stain Exterior Trim Only (Wood) | Qty | 1 |
| Historic Window Install - Historic Window Install | Qty | 1 |
| Lead Safe Install - Lead Safe Install | Qty | 1 |
| Paint Win Ext - Paint Window Exterior | Qty | 1 |
| 3rd Story and Above Ext - 3rd Story and Above Ext | Qty | 1 |
| City Logistics - City Logistics | Qty | 1 |

| Line # | Location: | Attributes | |
|--------|-----------|------------|--|
|--------|-----------|------------|--|

20 4th fl Rear

Architect, Double Hung

Qty
2



Viewed From Exterior

PK #
2029

1: Double Hung, Equal

General Information: Standard, Luxury, Wood, Pine, 4 3/8", 4 3/16"

Exterior Color / Finish: Primed, Primed Wood

Interior Color / Finish: Prefinished White Paint Interior

Sash / Panel: Putty Glaze, Ogee, Standard, No Sash Lugs

Glass: Insulated Dual Low-E NaturalSun Low-E Insulating Glass Argon Non High Altitude

Hardware Options: Spoon-Style Lock, Matte Black, No Window Opening Control Device, No Limited Opening Hardware, No Sash Lift, No Integrated Sensor

Screen: Half Screen, Standard EnduraClad, Black, Standard, InView™

Performance Information: U-Factor 0.29, SHGC 0.53, VLT 0.60, CPD PEL-N-234-00229-00001, Performance Class CW, PG 45, Calculated Positive DP Rating 45, Calculated Negative DP Rating 45, Year Rated 08|11, Egress Does not meet typical United States egress, but may comply with local code requirements

Grille: No Grille,

Customer Notes: PELLA WILL PAINT EXTERIOR TRIM AND WINDOW BLACK
PELLA WILL PAINT INTERIOR WINDOW WHITE


| | | |
|---|-----|---|
| Paint Win Ext - Paint Window Exterior | Qty | 1 |
| Paint/Stain Ext Trim - Paint/Stain Exterior Trim Only (Wood) | Qty | 1 |
| 3rd Story and Above Ext - 3rd Story and Above Ext | Qty | 1 |
| PI_Insulate Pockets - Insulate Weight Pockets | Qty | 1 |
| City Logistics - City Logistics | Qty | 1 |
| Lead Safe Install - Lead Safe Install | Qty | 1 |
| Historic Window Install - Historic Window Install | Qty | 1 |
| Extra Layer EXT - Extra Layer Exterior Trim | Qty | 1 |

| Line # | Location: | Attributes | |
|--------|-----------|------------|--|
|--------|-----------|------------|--|

25 3rd FL Front

Architect, Double Hung

Qty
1



PK #
2029

Viewed From Exterior

1: Double Hung, Equal

General Information: Standard, Luxury, Wood, Pine, 4 3/8", 4 3/16"

Exterior Color / Finish: Primed, Primed Wood

Interior Color / Finish: Prefinished White Paint Interior

Sash / Panel: Putty Glaze, Ogee, Standard, No Sash Lugs

Glass: Insulated Dual Low-E NaturalSun Low-E Insulating Glass Argon Non High Altitude

Hardware Options: Spoon-Style Lock, Matte Black, No Window Opening Control Device, No Limited Opening Hardware, No Sash Lift, No Integrated Sensor


Screen: Half Screen, Standard EnduraClad, Black, Standard, InView™

Performance Information: U-Factor 0.29, SHGC 0.53, VLT 0.60, CPD PEL-N-234-00229-00001, Performance Class CW, PG 45, Calculated Positive DP Rating 45, Calculated Negative DP Rating 45, Year Rated 08|11, Egress Meets Typical 5.7 sqft (E) (United States Only)

Grille: No Grille,

Customer Notes: PELLA WILL PAINT EXTERIOR TRIM AND WINDOW BLACK
PELLA WILL PAINT INTERIOR WINDOW WHITE

| | | |
|--|-----|---|
| City Logistics - City Logistics | Qty | 1 |
| 3rd Story and Above Ext - 3rd Story and Above Ext | Qty | 1 |
| Extra Layer EXT - Extra Layer Exterior Trim | Qty | 1 |
| PI_Insulate Pockets - Insulate Weight Pockets | Qty | 1 |
| Paint Win Ext - Paint Window Exterior | Qty | 1 |
| PI_Pocket >72 inch - Pocket > 72 Inch Height | Qty | 1 |
| Historic Window Install - Historic Window Install | Qty | 1 |
| Paint/Stain Ext Trim - Paint/Stain Exterior Trim Only (Wood) | Qty | 1 |
| Lead Safe Install - Lead Safe Install | Qty | 1 |

| Line # | Location: | Attributes | |
|--------|---|--|-----------------|
| 30 | 3rd Fl Front | Architect, Double Hung | <u>Qty</u> 2 |
| |  | <p>PK # 2029</p> <p>1: Double Hung, Equal General Information: Standard, Luxury, Wood, Pine, 4 3/8", 4 3/16" Exterior Color / Finish: Primed, Primed Wood Interior Color / Finish: Prefinished White Paint Interior Sash / Panel: Putty Glaze, Ogee, Standard, No Sash Lugs Glass: Insulated Dual Low-E NaturalSun Low-E Insulating Glass Argon Non High Altitude Hardware Options: Spoon-Style Lock, Matte Black, No Window Opening Control Device, No Limited Opening Hardware, No Sash Lift, No Integrated Sensor Screen: Half Screen, Standard EnduraClad, Black, Standard, InView™ Performance Information: U-Factor 0.29, SHGC 0.53, VLT 0.60, CPD PEL-N-234-00229-00001, Performance Class CW, PG 45, Calculated Positive DP Rating 45, Calculated Negative DP Rating 45, Year Rated 08 11, Egress Meets Typical for ground floor 5.0 sqft (E1) (United States Only) Grille: No Grille,</p> | |
| | Viewed From Exterior | | |

Customer Notes: PELLA WILL PAINT EXTERIOR TRIM AND WINDOW BLACK
 PELLA WILL PAINT INTERIOR WINDOW WHITE

| | |
|---|-------|
| 3rd Story and Above Ext - 3rd Story and Above Ext | Qty 1 |
| Paint Win Ext - Paint Window Exterior | Qty 1 |
| Extra Layer EXT - Extra Layer Exterior Trim | Qty 1 |
| Historic Window Install - Historic Window Install | Qty 1 |
| Lead Safe Install - Lead Safe Install | Qty 1 |
| PI_Insulate Pockets - Insulate Weight Pockets | Qty 1 |
| PI_Pocket >72 inch - Pocket > 72 Inch Height | Qty 1 |
| Paint/Stain Ext Trim - Paint/Stain Exterior Trim Only (Wood) | Qty 1 |
| City Logistics - City Logistics | Qty 1 |

| Line # | Location: | Attributes | |
|--------|-----------|------------|--|
|--------|-----------|------------|--|

35 3rd Fl Rear

Architect, Double Hung

Qty
2



Viewed From Exterior

PK #
2029

1: Double Hung, Equal

General Information: Standard, Luxury, Wood, Pine, 4 3/8", 4 3/16"

Exterior Color / Finish: Primed, Primed Wood

Interior Color / Finish: Prefinished White Paint Interior

Sash / Panel: Putty Glaze, Ogee, Standard, No Sash Lugs

Glass: Insulated Dual Low-E NaturalSun Low-E Insulating Glass Argon Non High Altitude

Hardware Options: Spoon-Style Lock, Matte Black, No Window Opening Control Device, No Limited Opening Hardware, No Sash Lift, No Integrated Sensor


Screen: Half Screen, Standard EnduraClad, Black, Standard, InView™

Performance Information: U-Factor 0.29, SHGC 0.53, VLT 0.60, CPD PEL-N-234-00229-00001, Performance Class CW, PG 45, Calculated Positive DP Rating 45, Calculated Negative DP Rating 45, Year Rated 08|11, Egress Meets Typical 5.7 sqft (E) (United States Only)

Grille: No Grille,


Customer Notes: PELLA WILL PAINT EXTERIOR TRIM AND WINDOW BLACK
PELLA WILL PAINT INTERIOR WINDOW WHITE

| | | |
|---|-----|---|
| Extra Layer EXT - Extra Layer Exterior Trim | Qty | 1 |
| Lead Safe Install - Lead Safe Install | Qty | 1 |
| PI_Pocket >72 inch - Pocket > 72 Inch Height | Qty | 1 |
| Paint Win Ext - Paint Window Exterior | Qty | 1 |
| 3rd Story and Above Ext - 3rd Story and Above Ext | Qty | 1 |
| PI_Insulate Pockets - Insulate Weight Pockets | Qty | 1 |
| City Logistics - City Logistics | Qty | 1 |
| Historic Window Install - Historic Window Install | Qty | 1 |
| Paint/Stain Ext Trim - Paint/Stain Exterior Trim Only (Wood) | Qty | 1 |

| Line # | Location: | Attributes | |
|--------|--------------|---|-----------------|
| 40 | 2nd Fl Front | Architect, Double Hung | <u>Qty</u> 1 |
| | |  <p>Viewed From Exterior</p> <p>PK # 2029</p> <p>1: Double Hung, Equal General Information: Standard, Luxury, Wood, Pine, 4 3/8", 4 3/16" Exterior Color / Finish: Primed, Primed Wood Interior Color / Finish: Prefinished White Paint Interior Sash / Panel: Putty Glaze, Ogee, Standard, No Sash Lugs Glass: Insulated Dual Low-E NaturalSun Low-E Insulating Glass Argon Non High Altitude Hardware Options: Spoon-Style Lock, Matte Black, No Window Opening Control Device, No Limited Opening Hardware, No Sash Lift, No Integrated Sensor Screen: Half Screen, Standard EnduraClad, Black, Standard, InView™ Performance Information: U-Factor 0.29, SHGC 0.53, VLT 0.60, CPD PEL-N-234-00229-00001, Performance Class CW, PG 40, Calculated Positive DP Rating 40, Calculated Negative DP Rating 40, Year Rated 08 11, Egress Meets Typical 5.7 sqft (E) (United States Only) Grille: No Grille,</p> | |


Customer Notes: PELLA WILL PAINT EXTERIOR TRIM AND WINDOW BLACK
 PELLA WILL PAINT INTERIOR WINDOW WHITE

| | |
|---|-------|
| Paint/Stain Ext Trim - Paint/Stain Exterior Trim Only (Wood) | Qty 1 |
| Historic Window Install - Historic Window Install | Qty 1 |
| PI_Pocket >72 inch - Pocket > 72 Inch Height | Qty 1 |
| Paint Win Ext - Paint Window Exterior | Qty 1 |
| City Logistics - City Logistics | Qty 1 |
| Lead Safe Install - Lead Safe Install | Qty 1 |
| PI_Insulate Pockets - Insulate Weight Pockets | Qty 1 |
| Extra Layer EXT - Extra Layer Exterior Trim | Qty 1 |

| Line # | Location: | Attributes | |
|--------|--------------|---|-----------------|
| 45 | 2nd Fl Front | Architect, Double Hung | <u>Qty</u> 2 |
| | |  <p>Viewed From Exterior</p> <p>PK # 2029</p> <p>1: Double Hung, Equal General Information: Standard, Luxury, Wood, Pine, 4 3/8", 4 3/16" Exterior Color / Finish: Primed, Primed Wood Interior Color / Finish: Prefinished White Paint Interior Sash / Panel: Putty Glaze, Ogee, Standard, No Sash Lugs Glass: Insulated Dual Low-E NaturalSun Low-E Insulating Glass Argon Non High Altitude Hardware Options: Spoon-Style Lock, Matte Black, No Window Opening Control Device, No Limited Opening Hardware, No Sash Lift, No Integrated Sensor Screen: Half Screen, Standard EnduraClad, Black, Standard, InView™ Performance Information: U-Factor 0.29, SHGC 0.53, VLT 0.60, CPD PEL-N-234-00229-00001, Performance Class CW, PG 40, Calculated Positive DP Rating 40, Calculated Negative DP Rating 40, Year Rated 08 11, Egress Meets Typical 5.7 sqft (E) (United States Only) Grille: No Grille,</p> | |


Customer Notes: PELLA WILL PAINT EXTERIOR TRIM AND WINDOW BLACK
 PELLA WILL PAINT INTERIOR WINDOW WHITE

| | |
|---|-------|
| Historic Window Install - Historic Window Install | Qty 1 |
| Paint/Stain Ext Trim - Paint/Stain Exterior Trim Only (Wood) | Qty 1 |
| PI_Insulate Pockets - Insulate Weight Pockets | Qty 1 |
| City Logistics - City Logistics | Qty 1 |
| Lead Safe Install - Lead Safe Install | Qty 1 |
| PI_Pocket >72 inch - Pocket > 72 Inch Height | Qty 1 |
| Paint Win Ext - Paint Window Exterior | Qty 1 |
| Extra Layer EXT - Extra Layer Exterior Trim | Qty 1 |

| Line # | Location: | Attributes | |
|--------|-------------|---|-----------------|
| 50 | 2nd Fl Rear | Architect, Double Hung | <u>Qty</u> 2 |
| | |  <p>Viewed From Exterior</p> <p>PK # 2029</p> <p>1: Double Hung, Equal General Information: Standard, Luxury, Wood, Pine, 4 3/8", 4 3/16" Exterior Color / Finish: Primed, Primed Wood Interior Color / Finish: Prefinished White Paint Interior Sash / Panel: Putty Glaze, Ogee, Standard, No Sash Lugs Glass: Insulated Dual Low-E NaturalSun Low-E Insulating Glass Argon Non High Altitude Hardware Options: Spoon-Style Lock, Matte Black, No Window Opening Control Device, No Limited Opening Hardware, No Sash Lift, No Integrated Sensor Screen: Half Screen, Standard EnduraClad, Black, Standard, InView™ Performance Information: U-Factor 0.29, SHGC 0.53, VLT 0.60, CPD PEL-N-234-00229-00001, Performance Class CW, PG 40, Calculated Positive DP Rating 40, Calculated Negative DP Rating 40, Year Rated 08 11, Egress Meets Typical 5.7 sqft (E) (United States Only) Grille: No Grille,</p> | |

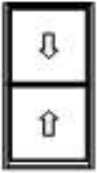
Customer Notes: PELLA WILL PAINT EXTERIOR TRIM AND WINDOW BLACK
 PELLA WILL PAINT INTERIOR WINDOW WHITE

| | |
|---|-------|
| Extra Layer EXT - Extra Layer Exterior Trim | Qty 1 |
| City Logistics - City Logistics | Qty 1 |
| PI_Insulate Pockets - Insulate Weight Pockets | Qty 1 |
| Historic Window Install - Historic Window Install | Qty 1 |
| PI_Pocket >72 inch - Pocket > 72 Inch Height | Qty 1 |
| Paint Win Ext - Paint Window Exterior | Qty 1 |
| Paint/Stain Ext Trim - Paint/Stain Exterior Trim Only (Wood) | Qty 1 |
| Lead Safe Install - Lead Safe Install | Qty 1 |

| Line # | Location: | Attributes | |
|--------|--------------|---|-----------------|
| 55 | 1st Fl Front | Architect, Double Hung | <u>Qty</u> 1 |
| | |  <p>Viewed From Exterior</p> <p>PK # 2029</p> <p>1: Double Hung, Equal General Information: Standard, Luxury, Wood, Pine, 4 3/8", 4 3/16" Exterior Color / Finish: Primed, Primed Wood Interior Color / Finish: Prefinished White Paint Interior Sash / Panel: Putty Glaze, Ogee, Standard, No Sash Lugs Glass: Insulated Dual Low-E NaturalSun Low-E Insulating Glass Argon Non High Altitude Hardware Options: Spoon-Style Lock, Matte Black, No Window Opening Control Device, No Limited Opening Hardware, No Sash Lift, No Integrated Sensor Screen: Half Screen, Standard EnduraClad, Black, Standard, InView™ Performance Information: U-Factor 0.29, SHGC 0.53, VLT 0.60, CPD PEL-N-234-00229-00001, Performance Class CW, PG 45, Calculated Positive DP Rating 45, Calculated Negative DP Rating 45, Year Rated 08 11, Egress Meets Typical 5.7 sqft (E) (United States Only) Grille: No Grille,</p> | |

Customer Notes: PELLA WILL PAINT EXTERIOR TRIM AND WINDOW BLACK
 PELLA WILL PAINT INTERIOR WINDOW WHITE

| | |
|---|-------|
| Historic Window Install - Historic Window Install | Qty 1 |
| Paint/Stain Ext Trim - Paint/Stain Exterior Trim Only (Wood) | Qty 1 |
| Extra Layer EXT - Extra Layer Exterior Trim | Qty 1 |
| Lead Safe Install - Lead Safe Install | Qty 1 |
| City Logistics - City Logistics | Qty 1 |
| PI_Pocket >72 inch - Pocket > 72 Inch Height | Qty 1 |
| Paint Win Ext - Paint Window Exterior | Qty 1 |
| PI_Insulate Pockets - Insulate Weight Pockets | Qty 1 |

| Line # | Location: | Attributes | |
|--------|---|--|-----------------|
| 60 | 1st Fl Front | Architect, Double Hung | <u>Qty</u> 1 |
| |  | <p>PK # 2029</p> <p>1: Double Hung, Equal General Information: Standard, Luxury, Wood, Pine, 4 3/8", 4 3/16" Exterior Color / Finish: Primed, Primed Wood Interior Color / Finish: Prefinished White Paint Interior Sash / Panel: Putty Glaze, Ogee, Standard, No Sash Lugs Glass: Insulated Dual Low-E NaturalSun Low-E Insulating Glass Argon Non High Altitude Hardware Options: Spoon-Style Lock, Matte Black, No Window Opening Control Device, No Limited Opening Hardware, No Sash Lift, No Integrated Sensor Screen: Half Screen, Standard EnduraClad, Black, Standard, InView™ Performance Information: U-Factor 0.29, SHGC 0.53, VLT 0.60, CPD PEL-N-234-00229-00001, Performance Class CW, PG 45, Calculated Positive DP Rating 45, Calculated Negative DP Rating 45, Year Rated 08 11, Egress Meets Typical 5.7 sqft (E) (United States Only) Grille: No Grille,</p> | |
| | Viewed From Exterior | | |

Customer Notes: PELLA WILL PAINT EXTERIOR TRIM AND WINDOW BLACK
 PELLA WILL PAINT INTERIOR WINDOW WHITE


| | |
|---|-------|
| Paint/Stain Ext Trim - Paint/Stain Exterior Trim Only (Wood) | Qty 1 |
| Extra Layer EXT - Extra Layer Exterior Trim | Qty 1 |
| Historic Window Install - Historic Window Install | Qty 1 |
| PI_Insulate Pockets - Insulate Weight Pockets | Qty 1 |
| Paint Win Ext - Paint Window Exterior | Qty 1 |
| PI_Pocket >72 inch - Pocket > 72 Inch Height | Qty 1 |
| City Logistics - City Logistics | Qty 1 |
| Lead Safe Install - Lead Safe Install | Qty 1 |

| Line # | Location: | Attributes | |
|--------|-----------|------------|--|
|--------|-----------|------------|--|

65 1st Fl Rear

Architect, Double Hung

Qty
2



PK #
2029

1: Double Hung, Equal

General Information: Standard, Luxury, Wood, Pine, 4 3/8", 4 3/16"

Exterior Color / Finish: Primed, Primed Wood

Interior Color / Finish: Prefinished White Paint Interior

Sash / Panel: Putty Glaze, Ogee, Standard, No Sash Lugs

Glass: Insulated Dual Low-E NaturalSun Low-E Insulating Glass Argon Non High Altitude

Hardware Options: Spoon-Style Lock, Matte Black, No Window Opening Control Device, No Limited Opening Hardware, No Sash Lift, No Integrated Sensor

Screen: Half Screen, Standard EnduraClad, Black, Standard, InView™

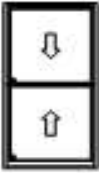
Performance Information: U-Factor 0.29, SHGC 0.53, VLT 0.60, CPD PEL-N-234-00229-00001, Performance Class CW, PG 45, Calculated Positive DP Rating 45, Calculated Negative DP Rating 45, Year Rated 08|11, Egress Meets Typical 5.7 sqft (E) (United States Only)

Grille: No Grille,

Viewed From Exterior

Customer Notes: PELLA WILL PAINT EXTERIOR TRIM AND WINDOW BLACK
PELLA WILL PAINT INTERIOR WINDOW WHITE

| | | |
|---|-----|---|
| PI_Pocket >72 inch - Pocket > 72 Inch Height | Qty | 1 |
| PI_Insulate Pockets - Insulate Weight Pockets | Qty | 1 |
| City Logistics - City Logistics | Qty | 1 |
| Lead Safe Install - Lead Safe Install | Qty | 1 |
| Extra Layer EXT - Extra Layer Exterior Trim | Qty | 1 |
| Paint Win Ext - Paint Window Exterior | Qty | 1 |
| Historic Window Install - Historic Window Install | Qty | 1 |
| Paint/Stain Ext Trim - Paint/Stain Exterior Trim Only (Wood) | Qty | 1 |

| Line # | Location: | Attributes | |
|--------|-----------|--|-----------------|
| 70 | Basement | Architect, Double Hung | <u>Qty</u> 2 |
| | |  <p>Viewed From Exterior</p> <p>PK # 2029</p> <p>1: Double Hung, Equal General Information: Standard, Luxury, Wood, Pine, 4 3/8", 4 3/16" Exterior Color / Finish: Primed, Primed Wood Interior Color / Finish: Prefinished White Paint Interior Sash / Panel: Putty Glaze, Ogee, Standard, No Sash Lugs Glass: Insulated Dual Tempered Low-E NaturalSun Low-E Insulating Glass Argon Non High Altitude Hardware Options: Spoon-Style Lock, Matte Black, No Window Opening Control Device, No Limited Opening Hardware, No Sash Lift, No Integrated Sensor Screen: Half Screen, Standard EnduraClad, Black, Standard, InView™ Performance Information: U-Factor 0.29, SHGC 0.52, VLT 0.59, CPD PEL-N-234-00233-00001, Performance Class CW, PG 45, Calculated Positive DP Rating 45, Calculated Negative DP Rating 45, Year Rated 08 11, Egress Meets Typical 5.7 sqft (E) (United States Only) Grille: No Grille,</p> | |

Customer Notes: PELLA WILL PAINT EXTERIOR TRIM AND WINDOW BLACK
 PELLA WILL PAINT INTERIOR WINDOW WHITE

| | |
|---|-------|
| Material_Integrated - Upgrade Pocket Integrated | Qty 1 |
| PI_Pocket >72 inch - Pocket > 72 Inch Height | Qty 1 |
| PI_Insulate Pockets - Insulate Weight Pockets | Qty 1 |
| Window Installation - Window Installation | Qty 1 |
| Lead Safe Install - Lead Safe Install | Qty 1 |
| Paint Win Ext - Paint Window Exterior | Qty 1 |
| No Ext. Wrap/Cap - No Exterior Wrap/Cap | Qty 1 |
| Material - Window Installation Materials | Qty 1 |
| City Logistics - City Logistics | Qty 1 |

| Line # | Location: | Attributes | |
|--------|-----------|--|-----------------|
| 75 | | Delivery/Setup - Delivery/Setup | <u>Qty</u> 1 |

Thank You For Your Interest In Pella® Products

PELLA WARRANTY:

Pella products are covered by Pella's limited warranties in effect at the time of sale. All applicable product warranties are incorporated into and become a part of this contract. Please see the warranties for complete details, taking special note of the two important notice sections regarding installation of Pella products and proper management of moisture within the wall system. Neither Pella Corporation nor the Seller will be bound by any other warranty unless specifically set out in this contract. However, Pella Corporation will not be liable for branch warranties which create obligations in addition to or obligations which are inconsistent with Pella written warranties.

Clear opening (egress) information does not take into consideration the addition of a Rolscreen [or any other accessory] to the product. You should consult your local building code to ensure your Pella products meet local egress requirements.

Per the manufacturer's limited warranty, unfinished mahogany exterior windows and doors must be finished upon receipt prior to installing and refinished annually, thereafter. Variations in wood grain, color, texture or natural characteristics are not covered under the limited warranty.

INSYNCTIVE PRODUCTS: In addition, Pella Insynctive Products are covered by the Pella Insynctive Products Software License Agreement and Pella Insynctive Products Privacy Policy in effect at the time of sale, which can be found at Insynctive.pella.com. By installing or using Your Insynctive Products you are acknowledging the Insynctive Software Agreement and Privacy Policy are part of the terms of sale.

ARBITRATION AND CLASS ACTION WAIVER ("ARBITRATION AGREEMENT")

YOU and Pella and its subsidiaries and the Pella Branded Distributor AGREE TO ARBITRATE DISPUTES ARISING OUT OF OR RELATING TO YOUR PELLA PRODUCTS (INCLUDES PELLA GOODS AND PELLA SERVICES) AND WAIVE THE RIGHT TO HAVE A COURT OR JURY DECIDE DISPUTES. YOU WAIVE ALL RIGHTS TO PROCEED AS A MEMBER OR REPRESENTATIVE OF A CLASS ACTION, INCLUDING CLASS ARBITRATION, REGARDING DISPUTES ARISING OUT OF OR RELATING TO YOUR PELLA PRODUCTS. You may opt out of this Arbitration Agreement by providing notice to Pella no later than ninety (90) calendar days from the date You purchased or otherwise took ownership of Your Pella Goods. To opt out, You must send notice by e-mail to pellawebsupport@pella.com, with the subject line: "Arbitration Opt Out" or by calling (877) 473-5527. Opting out of the Arbitration Agreement will not affect the coverage provided by any applicable limited warranty pertaining to Your Pella Products. For complete information, including the full terms and conditions of this Arbitration Agreement, which are incorporated herein by reference, please visit www.pella.com/arbitration or e-mail to pellawebsupport@pella.com, with the subject line: "Arbitration Details" or call (877) 473-5527. D'ARBITRAGE ET RENONCIATION AU RECOURS COLLECTIF ("convention d'arbitrage") EN FRANÇAIS SEE PELLA.COM/ARBITRATION. DE ARBITRAJE Y RENUNCIA COLECTIVA ("acuerdo de arbitraje") EN ESPAÑOL VER PELLA.COM/ARBITRATION.

Product Performance Information:

U-Factor, Solar Heat Gain Coefficient (SHGC), and Visible Light Transmittance (VLT) are certified by the National Fenestration Rating Council (NFRC). Manufacturer stipulates that these ratings conform to applicable NFRC procedures for determining whole product performance. NFRC ratings are determined for a fixed set of environmental conditions and a specific product size. NFRC does not recommend any products and does not warrant the suitability of any product for any specific use.

Design Pressure (DP), Performance Class, and Performance Grade (PG) are certified by a third party organization, in many cases the Window and Door Manufacturers Association (WDMA). The certification requires the performance of at least one product of the product line to be tested in accordance with the applicable performance standards and verified by an independent party. The certification indicates that the product(s) of the product line passed the applicable tests. The certification does not apply to mulled and/or product combinations unless noted. Actual product results will vary and change over the products life.

For more performance information along with information on Florida Product Approval System (FPAS) Number and Texas Dept. of Insurance (TDI) number go to www.pella.com/performance.

BRANCH WARRANTY:

For more information regarding the finishing, maintenance, service and warranty of all Pella® products, visit the Pella® website at www.pella.com

TERMS & CONDITIONS:
QUOTES ARE VALID FOR 30 DAYS

