

Capital Planning

INTRODUCTION

Boston's five-year \$1.9 billion capital plan, "Building a Better Boston," is an investment program for the City's future. The underlying framework for the plan emphasizes (1) the strategic use of infrastructure to promote economic development, neighborhood vitality, quality education, health care, and public safety; (2) comprehensive planning to lay the foundation for future growth; and (3) effective government management to deliver necessary municipal services efficiently.

The capital plan is a long-range and flexible planning tool that allows the City to identify long-term goals and projects within a flexible financial framework that can be adjusted as fiscal and other conditions change. The FY16-20 capital plan includes a range of projects that will help keep Boston healthy, thriving, and innovative through major investments in several key areas, including public safety, parks, and community spaces.

The Office of Budget Management (OBM) is responsible for managing the City's capital plan and budget. OBM coordinates the evaluation of capital requests, forecasts the timing and financial requirements of new construction and rehabilitation, and recommends the allocation of current and future resources by monitoring capital expenditures.

FY16-20 EXPENDITURES

Project Highlights

The FY16-20 capital plan anticipates sequencing projects based on available resources (both monetary and personnel), community need, and asset condition. The next five years will see major expenditures in the following areas, sequenced as shown in Figure 1.

Parks: In pursuit of the goal of having the best parks system in the country, the Parks Department will take a whole park, holistic approach to planned park renovations. In the FY16-20 plan, those parks are identified as Langone Park and Puopolo Field in the North End, Marcella Playground in Roxbury, McConnell Park in Dorchester, Medal of Honor Park &

Lee Playground in South Boston, Noyes Park in East Boston, the Penniman Road Play Area in Allston, Roberts Playground in Dorchester, Reservation Road Park in Hyde Park, and Ryan Playground in Charlestown. New projects are also expected to result from the master planning of Harambee Park in Mattapan, Rogers Park in Brighton, and McKinney Playground in Brighton, which are expected to conclude this year.

Another major area of investment for the parks department is in historical parks. Among parks in the Emerald Necklace this includes pathway improvement projects at Franklin Park, Boston Common, and the Public Garden; landscape restoration in Olmsted Park; monument restoration and entranceway improvements at the Johnson Memorial Gates in the Fens; planning for improvements to the pathways around Jamaica Pond; and master plans to help imagine the future of the Boston Common's Frog Pond area, and of an administrative headquarters for the Parks Department at Franklin Park. Several historic park assets outside the Emerald Necklace will also see large-scale improvements; these include John Harvard Mall in Charlestown, Rachel Revere Square in the North End, and building upgrades at George Wright Golf Course Clubhouse in Hyde Park.

The Parks Department is currently wrapping up two major studies that will be used to guide future capital plans: an Asset Study and Accessibility Evaluation, to provide comprehensive information about the state of repair of all Parks assets; and an Open Space Master Plan, which is a City-wide look at future needs and how best to meet them.

Schools: The FY16-20 capital plan continues to show investment in the maintenance of Boston Public Schools assets through programs to improve building envelopes, HVAC systems, roofs, and more. There is also \$20 million set aside in this plan for spending by a future Boston School Building Authority on major renovation projects that are expected to result from the 10 year facilities master plan currently getting underway.

At the same time, the City is moving forward on three new school buildings in partnership with the Massachusetts School Building Authority (MSBA): Construction will begin in FY16 on the new Dearborn 6-12 STEM Academy while separate feasibility studies will begin for the Josiah Quincy Upper School and for the Boston Arts Academy.

Additionally, a major renovation is proposed for the Carter Center, a facility that serves students with severe disabilities and complex health needs. The renovation will include a pool for aquatic therapy and other program space.

Public Safety: The facility program for a new police station for East Boston is currently being studied and potential locations will be evaluated. That project is expected to go into design and construction during this five-year plan. The Fire Department will begin a system-wide programming study that will inform the renovations of two fire stations, and the replacement of two others, over the next five years. The Police Department will overhaul their radio system. A search is being conducted for a site for a new Emergency Operations Center; once a suitable site is found, design and construction could begin for that, as well.

Streets: Several new initiatives this year will focus on improving safety and mobility for cyclists, pedestrians, and drivers. The City will invest \$6 million in smart parking meters, which will accept mobile payments and credit cards as well as coins; provide real-time data to the Boston Transportation Department to help manage parking policies; and could allow the City to pursue dynamic pricing as a parking demand-management strategy at a later date. The programs to address safety concerns include the cross-agency "Vision Zero" effort to eliminate pedestrian fatalities; the Neighborhood Safety program to redesign intersection so as to make them safer for pedestrians; and the Walkable Streets program which will take a more holistic look at pedestrian access than the current sidewalk reconstruction program by focusing on reconstructing long, contiguous areas of sidewalk.

A series of ongoing annual programs are expected to reconstruct six lane-miles of roadway and 400,000 square feet of sidewalk, resurface 40 lane-miles of roadway, install 15 miles of bike lanes and 1,000 ADA/MAAB-compliant pedestrian ramps, and install 7,000 LED lights to in FY16. The reconstruction program includes several large-scale, significant projects, including the \$29m Connect Historic Boston program, funded in part with a federal grant; Seaver

Street along the northern edge of Franklin Park in Roxbury; and a redesigned Central Square in East Boston.

Innovation and Technology: This five-year plan includes a large investment to expand Boston's fiber optic network, which will provide greater connectivity to schools, provide the backbone of the City's free WiFi expansion, and possibly lead to operational cost savings if it can replace leased lines currently used for public safety communications and other systems. The capital plan will also support increased investments in tools for digital engagement of the public, such as a new public website; and for data access, data warehousing, reporting and visualization that will allow City agencies and members of the public to better understand trends in education, transportation, city services, and more.

Community Spaces: This five-year plan includes full renovations to four BCYF community centers: the Paris Street Community Center and Paris Street Pool in East Boston, the Vine Street Community Center in Roxbury, and the Clougherty Pool in Charlestown. A new roof, gym floor, and air conditioning are in currently in design for the Gallivan Community Center in Mattapan.

Full-scale renovations for seven branch libraries are included in this plan: Jamaica Plain, Dudley Square, Roslindale, Adams Street, Egleston Square, and North End. A new branch library for Uphams Corner is anticipated, once a suitable location is found. Additionally, the major renovation of the Johnson Building at the Central Library will conclude in summer 2016.

FY16-20 PROJECT HIGHLIGHTS AND SEQUENCING

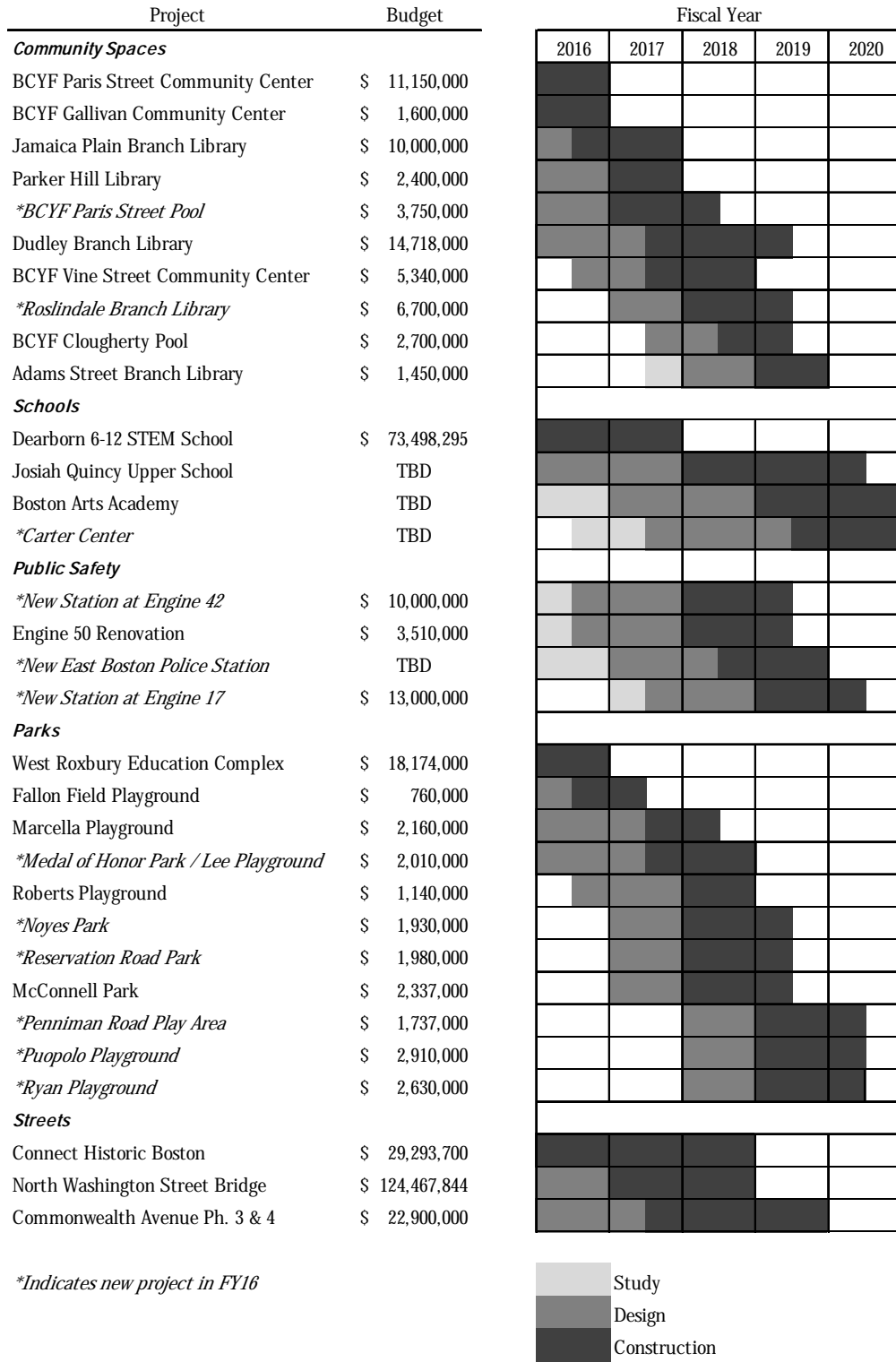
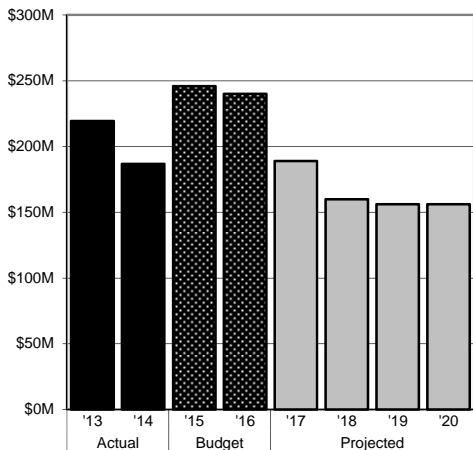


Figure 1

FY16 Expenditure Allocation

The City estimates FY16 capital expenditures will total \$240 million from all sources, slightly less than the FY15 estimate of \$245.7 million (see Figure 2) which includes \$27.7 million for the now occupied Bruce C. Bolling Building in Dudley Square.



Capital Expenditures
FY13- FY20

Figure 2

All projects in the capital plan are categorized as Upkeep, New/Major Renovation, Upgrade, Planning or Matching Funds. OBM tracks the overall distribution of these categories to maintain a balance between the upkeep of existing assets and the expansion or introduction of new ones (see Figure 3).

Upkeep: Upkeep represents projects that maintain the City’s assets, a fundamental priority of the Capital Plan. In FY16, 30% of projected spending supports Upkeep projects. These include roof and masonry repairs, the replacement of play equipment in parks, HVAC and boiler replacement, and critical repair funds for departments to address relatively small but vital repair projects not covered by routine maintenance. A substantial portion of the Upkeep category supports on-going bridge, street, sidewalk, and street lighting repairs that ensure the City’s roads and sidewalks are safe and in good condition.

Upgrade: Upgrade represents projects that improve existing assets by adding new capacity or innovations. This year’s upgrade allocations account for 31% of projected spending, and includes projects such as Connect Historic Boston – the redesign of several Downtown streets with support from a Federal grant – and new equipment for the police radio system.

FY16 EXPENDITURES: PROJECT HIGHLIGHTS

In Construction

Parks

- John Harvard Mall
- Fallon Field Playground
- Marcella Playground

Schools

- Dearborn 6-12 STEM / Early College Academy
- Eliot School expansion
- Fenway High School

Streets

- Vision Zero / Neighborhood Safety
- Walkable Streets
- Connect Historic Boston

Innovation and Technology

- Digital Engagement Upgrades

Community Spaces

- Jamaica Plain Branch Library Renovation
- Paris Street Community Center Renovation
- Gallivan Community Center Upgrades

Public Health

- Homeless Shelter

In Design

Parks

- Roberts Playground
- Medal of Honor Park / Lee Playground

Schools

- Carter Center Expansion
- 10-Year Facilities Master Plan

Public Safety

- New A-7 Police Station
- Engine 50 Renovation

Community Spaces

- Dudley Square Branch Library Renovation
- Paris Street Pool Renovation

New/Major Renovation: 35% of the FY16 allocations represent major renovations and new buildings. New facilities and rehabilitation projects for schools, libraries, parks and community centers enable the City's facilities to adapt to fit the needs of today's programs, improve the 'green' performance of facilities, and extend the useful life of older assets. Highlights in this category include upgrades to BPS's Carter Center, and a new fire house at Engine 42 in Roxbury.

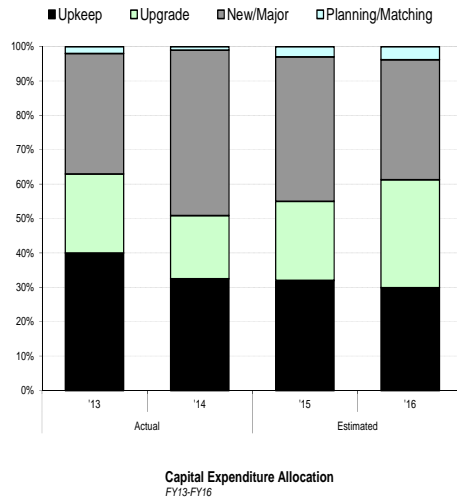


Figure 3

Planning or Matching Funds: About 4% of the FY16 budget is assigned to matching fund requirements and to planning projects. Comprehensive planning projects, which analyze a group of buildings or program needs, provide the groundwork for targeted investments in the categories of Upgrade and New/Major Renovations. Projects in this category include the 10-year master plan for school facilities, a programming study to determine the space needs for modern fire stations, and planning money for the construction of a new North Washington Street bridge, which will help leverage state construction funds.

FINANCING THE FY16-FY20 CAPITAL PLAN

The capital plan is financed with general obligation bonds, state and federal funds, trust funds, and other funds.

General Obligation (G.O.) Bonds

General obligation bonds represent 64.7% of all project funding. This year's plan assumes \$700 million in new general obligation borrowings over the next five years to support ongoing capital needs.

State and Federal Funds

State and federal financing programs, such as the School Building Assistance program, Chapter 90 and the Transportation Improvement Program, provide key resources for Boston's capital plan. Funds for capital financing are currently estimated at \$281 million from state programs and \$302 million from federal programs.

School Building Assistance Program

The School Building Assistance (SBA) program, administered by the Massachusetts School Building Authority (MSBA), is an important revenue source for school renovation and construction. Annually, the MSBA accepts new project requests from cities, towns, and school districts, and if a project is ultimately approved, the MSBA will pay 40% to 80% of eligible project costs.

The City entered into a Project Funding Agreement with the MSBA to build a new school on the site of the existing Dearborn School in Roxbury. The new school will have a STEM-focused curriculum (Science, Technology, Engineering, and Math), and will serve grades 6 to 12. The MSBA will provide a maximum project grant totaling \$37.4 million or 50.8% of total projects costs.

Three other City projects are currently in the MSBA's process. A feasibility study is underway for the Josiah Quincy Upper School. The study will evaluate a range of options from renovating the existing school to new construction for a planned enrollment of 600 students. The Boston Arts Academy project is early in the feasibility study process and which focuses on selecting an owner's project manager and architect. The proposed project will support an enrollment of approximately 500 students.

The City is also participating in the MSBA's Accelerated Repairs Program (ARP). This program funds, roof, boiler and window replacement project. In February, 2015 the City submitted Statements of Interest (SOI) for seven window replacement projects. The MSBA Board invited the City to participate in the ARP at all seven school locations.

Feasibility studies will be completed over the course of this year.

For the period FY16-20, total payments from the MSBA are estimated at \$28.4 million to offset debt service costs for projects previously approved by the MSBA.

Chapter 90 Funds

Administered by the Massachusetts Highway Department, Chapter 90 funds are allocated by formula through state bond authorizations and through the state budget to all cities and towns in the Commonwealth. The City uses Chapter 90 allocations to fund road resurfacing and reconstruction projects as well as sidewalk reconstruction projects. The City received an allocation of \$14.5 million in FY16, which will be used for the City's annual sidewalk repairs, roadway resurfacing and reconstruction programs, and for a pavement preservation program that will use inexpensive interventions on deteriorating roadways in order to postpone more costly resurfacing.

Transportation Improvement Program (TIP)

The Transportation Improvement Program is a statewide road and bridge construction advertisement program developed under the management of the Massachusetts Department of Transportation (MassDOT). It includes both local and state owned roads and bridges. The TIP's funding sources include state-issued general obligation bonds and federal funds made available through the Safe, Accountable, Flexible, Efficient, Transportation Equity Act: A Legacy for Users (SAFETEA-LU).

Trust Funds

The City's Treasury Department manages trust funds and bequests from private citizens dedicated to Boston's public spaces. Grants from the Edward Ingersoll Browne Trust Fund are used for the enhancement of neighborhood parks, schoolyards, and public spaces. The George Robert White Fund supports facilities owned by the Fund.

Other Funds

The City uses funds from the Street Opening Account to finance the permanent repair of utility cuts and pavement restoration. Occasionally, private parties contribute to roadway construction or other capital projects, as is the case with Everett Street (in partnership with Harvard University). Other funds

also include rebates provided by utilities as an incentive to carry out energy efficiency projects, appropriations from the City's Surplus Property Fund and transfers from the City's Parking Meter Fund. Altogether, these sources of capital funds are estimated at \$82 million.

CAPITAL PLANNING PROCESS

Capital needs and resource availability are assessed annually through a capital planning process that results in a five-year capital plan. The first year of the spending plan constitutes the City's capital budget. Expenditures against this budget are closely monitored throughout the year. To emphasize the balance between needs and resource availability, the budget document (in Volumes II and III) includes both capital authorizations and expenditure projections for each project.

The annual capital planning process begins with a capital improvement project request period during which all departments have an opportunity to identify their facility, equipment, infrastructure, and planning needs in a systematic manner and to submit their proposals to OBM for funding consideration. The development of department project requests may involve both internal assessments of current needs and a review of external constituent requests.

All capital improvement projects requesting funding consideration must meet at least one of the following minimum criteria:

- Complies with Americans with Disabilities Act;
- Improves health and safety;
- Supports economic development;
- Enhances general government effectiveness;
- Mitigates an environmental hazard;
- Responds to a legal, legislative or administrative mandate; or
- Preserves existing municipal facilities.

A project request includes a cost estimate, a description of the proposed scope of work, and additional descriptive information to help OBM evaluate it.

Proposed projects must account for short-term and long-term effects on the City's operating budget. Accordingly, project requests that OBM determines may impact the City's operating budget are subject to additional review to determine the anticipated effect on personnel, utilities, maintenance, and supply costs as well as expected changes in service demand or delivery of departmental programs. As a practical matter, it is assumed that certain types of projects such as energy conservation and energy efficiency projects (e.g. heating system upgrades or roof and window replacements) provide operating budget savings. OBM works with departments to measure these savings.

OBM reviews project proposals to determine the extent to which private purposes or benefits may exist; this review allows the City of Boston to maintain its tax-exempt financing status.

New capital requests that are recommended for funding are placed into a multi-year spending plan along with previously authorized projects. The Mayor submits the capital plan to the City Council each year. The City Council in turn, holds public hearings to consider project authorizations. This year's capital plan identifies 339 new and continuing projects and proposes \$151.5 million in new project authorizations.

Descriptions of all 339 projects can be found in Volumes II and III of the Budget. Project descriptions include authorizations and funding sources, projected expenditures, scope of work summary, and an indication of whether or not the project generates a

near-term operating budget impact.

Operating Budget Impacts

Determining the impact that proposed capital investments will have on the City's operating budget (personnel, contracted services, equipment and utilities) is essential to the capital budgeting process. Many capital projects, such as those that replace mechanical equipment with modern, more efficient versions, save the City money in future operating costs; others, such as those that allow the City to expand programming or establish a stronger presence in different neighborhoods, may entail future operating costs. Understanding the balance between future savings and future costs resulting from these capital projects is vital to maintaining the City's long-term financial health.

Figure 4 shows a list of those capital projects in the FY16-20 plan that are expected to have a near-term impact on the City's operating budget, and what that impact is expected to be. In Volumes II and III of this document, each capital project summary indicates whether or not there is an operating impact associated with the project.

While most capital projects can be assumed to have a marginal impact on energy savings or personnel demands, only those projects which will likely result in a measurable increase or decrease in a budget appropriation are considered to have "operating budget impacts" in this document; and only those whose impacts can be quantified at this time, and are

Department	Project	2016	2017	2018
Boston Center for Youth and Families	BCYF Paris Street Community Center	-	(4,300)	(4,300)
Boston Center for Youth and Families	BCYF Vine Street Community Center	-	-	(1,994)
Fire Department	HVAC / Boiler Replacement at Various Stations	(15,922)	(15,922)	(15,922)
Library Department	Central Library Renovation: Johnson Building	(41,750)	(83,500)	(83,500)
Department of Innovation and Technology	Core Technology Infrastructure	185,000	185,000	185,000
Department of Innovation and Technology	Youth and Human Services Initiatives	-	65,000	65,000
Department of Innovation and Technology	Public Safety Systems Implementation	-	150,000	150,000
Department of Innovation and Technology	Computer Aided Dispatch	600,000	600,000	600,000
Department of Innovation and Technology	Enterprise Business Applications	100,000	260,000	260,000
Department of Innovation and Technology	Mobility Solutions	35,000	100,000	160,000
Department of Innovation and Technology	Human Resources System Upgrade	-	750,000	1,000,000
Department of Innovation and Technology	Tax Billing and Collecting System	-	65,000	65,000
Department of Innovation and Technology	Fiber Network Expansion	-	100,000	135,000
Department of Innovation and Technology	Digital Service Delivery and Engagement	-	225,000	325,000
Property and Construction Management	City Hall Energy Efficiency	(41,230)	(41,230)	(41,230)
Property and Construction Management	City Hall HVAC System Improvements	-	-	(38,760)
School Department	Eliot School at North Bennet Street	-	65,433	65,433
Public Works Department	Street Light LED Conversion	(1,000,000)	(1,000,000)	(1,000,000)
Public Works Department	Street Light Gas Lamps	(50,000)	(50,000)	(50,000)
Transportation Department	300 Frontage Road Improvements	(35,572)	(29,786)	(29,786)
Transportation Department	Strategic Bicycle Network Project	150,000	150,000	150,000
Grand Total		(114,474)	1,490,695	1,894,941

Figure 4: Operating Impacts of Capital Projects

expected to be felt in the next three fiscal years, are included in Figure 4.

Savings

The capital plan supports investments that will decrease operating expenses by reducing costs associated with emergency repairs, maintenance of old systems, and energy inefficiency. A substantial portion of the capital plan is focused on these types of basic facility improvements.

Through an Executive Order relative to climate action, the City has committed to designing new buildings and selected major renovations to the standards required to attain U.S. Green Building Council LEED (Leadership in Energy and Environmental Design) certification.

By far the largest operational savings comes from the conversion of street lights to newer fixtures using Light Emitting Diode (LED) technology. Starting in FY11, and initially taking advantage of funds from the American Recovery and Reinvestment Act (ARRA) as well as rebates from NSTAR, the street lights converted under this program in FY16 are expected to save the City \$1 million annually, in addition to the \$3 million projected annual savings from work done in prior years. Public Works is also installing timers and igniters on gas lamps in historic districts throughout the City, to allow those lamps to be shut off during the day and automatically reignited at night. Funded in part by National Grid, this project is expected to result in annual savings of \$50,000.

The large-scale renovation of the Johnson Building at the Central Library is expected to result in significant energy savings thanks to upgraded building systems and lighting. Other building projects specifically targeting energy usage include the upgrading or replacement of the existing, steam-powered heating system at City Hall; the replacement of air handling units at City Hall; and HVAC and electrical upgrades at several fire houses every year.

Shown here as a “savings,” though the true total of all likely operating impacts have yet to be determined, are the moves associated with build-out of new space for the Boston Transportation Department at 300 Frontage Road, which previously housed programs administered by the Boston Public Health Commission. This building will accommodate some of the functions of BTM that were unexpectedly displaced from 112 Southamptton Street last year when that building was converted into a homeless shelter.

The number shown in Figure 4 is based on historical energy usage at 300 Frontage. Projected energy usage at 112 Southamptton Street has been subtracted from this number, as the Boston Public Health Commission is taking over utility payments at that site. Lease payments at a second site that is housing displaced BTM operations, in the Marine Industrial Park, are also included in this line; electricity costs have not yet been determined for that site, but are expected to be significant due to the industrial nature of the work being performed at this location. Once those costs are included, the anticipated “savings” will likely diminish significantly.

Costs

Increases in operating expenses expected as a result of capital projects are primarily driven by two areas: an expansion of the City’s IT infrastructure and the addition of buildings to the City’s portfolio.

Although many of the projects identified in the Department of Innovation and Technology (DoIT)’s capital budget are replacing legacy systems, in many cases they involve an expansion of that infrastructure, as well. This entails annual licensing fees to support the ongoing maintenance and upgrades of the new software solutions, and often the addition of personnel to support the customizations and integrations that allow the new software to meet the City’s needs. Although it is expected that most of this new software will result in operational efficiencies, those efficiencies have been difficult to quantify in a way that can be accurately reflected in the City’s budget projections.

Only one new building is expected to come on line in the next three years: the Eliot school is expanding its campus, opening a new building in the former North Bennet Street School. The operating costs shown here for the Eliot are only those associated with the building itself, and assume that personnel or other classroom-related costs will be shifted from existing facilities. These assumptions will be addressed as part of the School Department’s 10-year facility master plan.

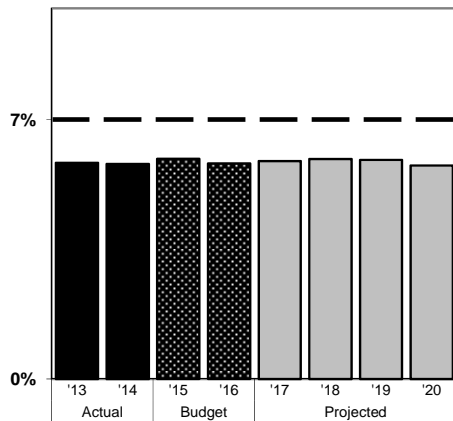
DEBT MANAGEMENT POLICIES AND DEBT IMPLICATIONS OF THE PLAN

Effective debt management ensures that the City can meet its capital infrastructure and facility needs. Debt management requires a series of decisions about the amount, timing, purposes and structure of debt

issuance. Long-term debt related to capital investment has two main purposes:

- (1) It finances acquisition, construction, repair, and renovation of City-owned buildings and equipment that are necessary to provide public services; and
- (2) It finances infrastructure improvements to ensure the City's continued growth and safe roadway conditions.

The Treasury Department manages all borrowings according to the City's debt management policies. These policies address issues such as debt affordability and limitations on the level of variable rate debt the City will use. The City's goals are to rapidly repay debt, maintain a conservative level of outstanding debt, and ensure the City's continued positive financial standing with the bond market.



Gross Debt Service as a Percent of Total General Fund Expenditures
FY13 - FY20

Figure 5

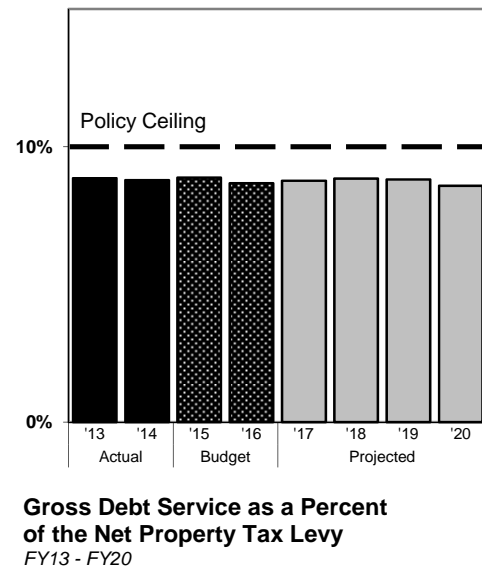
Key components of the debt management policies ensure that:

- combined net direct debt does not exceed 3% of taxable assessed value;
- at least 40% of the overall debt is repaid within five years and 70% within ten years;
- annual gross debt service costs do not exceed 7% of general fund expenditures;
- variable rate debt does not exceed 20% of the City's total currently outstanding bonded debt (the City has no variable debt).

For further discussion of the City's financial policies and management controls, refer to the chapter on Financial Management.

The City's debt service forecast assumes general obligation borrowing of \$140 million in FY16, and \$140 million each year from FY17 through FY20. On March 10, 2015, the City sold \$140 million in general obligation bonds to fund its capital improvement projects, and \$126.7 million in general obligation refunding bonds. The debt tables at the end of this chapter detail the City's outstanding debt service obligations and demonstrate the City's rapid retirement of its debt.

The City's gross debt service requirement will remain under 7% of total General Fund expenditures through FY20 (See Figure 5).



Gross Debt Service as a Percent of the Net Property Tax Levy
FY13 - FY20

Figure 6

The ratio of debt service to the City's primary revenue source, the property tax levy, is projected to increase through FY17 (See Figure 6). Even with the increase, the ratio is not expected to exceed the City's policy ceiling.

The City's current overall debt burden (net direct debt to assessed property value of \$110.74 billion) is approximately 1.06% as of April 30, 2015. The City's net direct debt per capita currently stands at approximately \$1,819.64 as of April 30, 2015.

Boston has been conservative about assuming long-term debt and aggressive about retiring debt expeditiously. As of April 30, 2015, the City's debt retirement schedule shows that 40.9% of its principal will be retired five years out, before the end of FY20 (See the Debt Retirement table at the end of this chapter).

In March of 2015, Moody's Investors Service and Standard & Poor's reaffirmed Boston's credit rating at Aaa, and AAA, respectively. A bond rating is a statement of credit quality and is analyzed when determining the interest rate that should be paid for a municipality's bonds. A higher bond rating translates into lower interest rates and real dollar savings for the City.

Capital Project Financing

Fiscal Years 2016 - 2020

	Existing Authorization	FY16 Authorization	FY17-20 Authorization	State	Federal	Other	Trust	Total
Boston Center for Youth and Families	21,871,688	1,550,000	11,070,000	0	0	0	0	\$34,491,688
Boston Redevelopment Authority	9,987,500	6,725,000	0	1,583,500	0	3,500,000	0	\$21,796,000
Department of Innovation and Technology	84,155,744	18,340,000	3,750,000	0	0	0	0	\$106,245,744
Emergency Management	1,500,000	0	0	0	2,000,000	0	0	\$3,500,000
Environment Department	0	445,000	0	0	0	0	0	\$445,000
Fire Department	38,318,000	5,630,000	33,127,500	0	472,500	118,861	0	\$77,666,861
Library Department	101,264,113	5,130,000	37,428,000	0	0	313,245	0	\$144,135,358
Neighborhood Development	200,000	2,078,000	0	0	0	1,750,000	0	\$4,028,000
Office of New Urban Mechanics	400,000	0	0	0	0	0	0	\$400,000
Parks and Recreation Department	70,052,305	13,518,000	30,168,307	16,926,056	62,200,086	3,045,926	0	\$195,910,680
Police Department	7,485,000	15,174,000	0	0	0	0	0	\$22,659,000
Property and Construction Management Department	28,292,983	20,277,100	28,842,000	117,227	0	1,043,232	0	\$78,572,542
Public Health Commission	28,866,000	425,000	55,000	0	0	0	0	\$29,346,000
Public Works Department	242,948,690	42,650,000	4,000,000	204,033,548	228,498,720	41,761,848	0	\$763,892,806
School Department	157,543,250	12,363,180	76,841,407	38,902,462	0	21,890,000	0	\$307,540,299
Transportation Department	42,016,198	7,198,938	7,700,000	19,844,661	8,854,224	8,902,320	0	\$94,516,341
Total	834,901,471	151,504,218	232,982,214	281,407,454	302,025,530	82,325,432	0	1,885,146,319

Complete List of Projects in FY16-20 Capital Plan

Project	Scope of Work	Status	Neighborhood	Total Project Budget	Operating Impact
Boston, Centers for Youth and Families					
BCYF Clougherty Pool	Upgrades to pool, deck, bath house, and mechanical systems.	To Be Scheduled	Charlestown	\$ 2,700,000	Yes
BCYF Gallivan Community Center	Replace roof and gym floor, provide air conditioning in the gymnasium, upgrade the fire alarm system and emergency lighting, and upgrade power outlets and selected lighting.	In Design	Mattapan	\$ 1,600,000	Yes
BCYF Johnson Community Center	Replace roof and gym floor, provide air conditioning in the gymnasium, upgrade the fire alarm system and emergency lighting, and upgrade power outlets and selected lighting.	To Be Scheduled	Mission Hill	\$ 1,350,000	Yes
BCYF Paris Street Community Center	Interior facility repairs and renovations include upgrades of all mechanical systems and boilers; window and exterior and interior door replacements; athletic facility improvements and teledata upgrades; and new furniture and equipment.	In Design	East Boston	\$ 11,150,000	Yes
BCYF Paris Street Pool	Complete building renovation including upgrades to mechanical systems.	New Project	East Boston	\$ 3,750,000	Yes
BCYF Tobin Community Center Site Study	Enhance use of space by adding outdoor elements to back yard and entry way to provide for outdoor community space.	Study Underway	Mission Hill	\$ 50,000	No
BCYF Vine Street Community Center	Interior facility repairs and renovations include upgrades of all mechanical systems and boilers; new roof, window and exterior and interior door replacements; athletic facility improvements and teledata upgrades; and new furniture and equipment.	To Be Scheduled	Roxbury	\$ 5,340,000	Yes
Boilers and HVAC Improvements	Replace existing boilers and HVAC systems at BCYF Nazarro, BCYF Mason Pool, and BCYF Martin Pino community centers.	New Project	Various neighborhoods	\$ 1,230,000	Yes
Critical Facility Repairs	A critical repair fund for emergency repairs to community center facilities including roofs, windows, masonry, electrical and HVAC systems.	Annual Program	Citywide	\$ 1,182,655	No
Pool Repairs	Renovate and upgrade locker rooms and pools including new filtration systems, pool liners, dehumidification and HVAC systems at various BCYF/BPS pool facilities.	Annual Program	Citywide	\$ 3,139,033	No

Project	Scope of Work	Status	Neighborhood	Total Project Budget	Operating Impact
Youth Budget Round 1	Project implementation from the first round of "Youth Lead the Change", participatory budgeting. Winning projects include a playground renovation in Franklin Park, art walls, Chrome Books for three high schools, and a skate park feasibility study.	Implementation Underway	Citywide	\$ 1,000,000	No
Youth Budget Round 2	Engage youth across the City to create a capital "Youth Budget", using participatory budgeting methods from January to June 2015.	Implementation Underway	Citywide	\$ 1,000,000	No
Youth Budget Round 3	Engage youth across the City to create a capital "Youth Budget", using participatory budgeting methods from January to June 2016.	To Be Scheduled	Citywide	\$ 1,000,000	No
Boston Redevelopment Authority					
BMIP: Black Falcon Avenue and Terminal Street	Resurface Black Falcon Avenue and Terminal Street. Replace sidewalk and improve street lighting.	To Be Scheduled	South Boston	\$ 1,400,000	No
BMIP: Bulkhead Restoration along Fid Kennedy Avenue	Replace bulkhead along Fid Kennedy Avenue in the Boston Marine Industrial Park.	To Be Scheduled	South Boston	\$ 1,500,000	No
BMIP: Drainage System Improvements	Perform drainage system improvements.	To Be Scheduled	South Boston	\$ 610,000	No
BMIP: Fid Kennedy Avenue Improvements	Install street lights and other improvements on Fid Kennedy Way from Tide Street to Dolphin Way.	New Project	South Boston	\$ 240,000	No
BMIP: Harbor Street Improvements	Install new sidewalk on Harbor Street from Drydock Ave to Northern Ave. Install street lighting, drainage, regulatory signage and striping.	New Project	South Boston	\$ 215,000	No
BMIP: Pier 5 / Drydock 4 Improvements	Pier and drydock repairs.	In Design	South Boston	\$ 975,000	No
BMIP: Pier 5 Cofferdam Sheet Piling Repairs	Repairs to cofferdam sheet piling on the outbound section of Pier 5.	New Project	South Boston	\$ 600,000	No
BMIP: South and East Jetty Repairs	Repair area adjacent to the bulkhead and around the jetties.	In Construction	South Boston	\$ 800,000	No
BMIP: Tide Street Improvements	Roadway improvements including sidewalk reconstruction, roadway repaving, and new street lighting.	To Be Scheduled	South Boston	\$ 330,000	No
BMIP: Wharf 8 Bulkhead Rehabilitation	Replace the existing bulkhead.	In Construction	South Boston	\$ 2,000,000	No

Project	Scope of Work	Status	Neighborhood	Total Project Budget	Operating Impact
City Hall Plaza Improvements	Design services for select construction projects on City Hall Plaza.	New Project	Government Center/Faneuil Hall	\$ 500,000	No
CNY: Drydock 5 Maritime Improvements	Design services for maritime improvements to Drydock 5 to support vessel docking.	To Be Scheduled	Charlestown	\$ 155,000	No
CNY: Pier 11 Fender System Improvements	Install new fender piles and wales at Pier 11.	To Be Scheduled	Charlestown	\$ 375,000	No
CNY: Pier 4 Improvements	Design and install pier infrastructure improvements at Pier 4 at the Charlestown Navy Yard. External marine facility construction funding anticipated.	In Design	Charlestown	\$ 2,511,000	No
CNY: Shipyard Park Public Fountain	Replace fountain pump system and gratings.	In Design	Charlestown	\$ 195,000	No
East Boston Greenway	Design and construction for the final segment of the East Boston Greenway.	In Design	East Boston	\$ 1,370,000	No
Harrison Avenue Improvements	Road reconstruction improvements to Harrison Avenue between East Berkeley Street and Herald Street.	In Design	South End	\$ 3,820,000	No
Mt. Vernon Street Design	Preliminary design services to bring design to a complete street standard with a cycle track including but not limited to reconstruction of roadway and sidewalk.	In Design	Dorchester	\$ 500,000	No
Washington Street / Traveler Street Design	Design services for roadway improvements to Washington Street and Traveler Street including resurfacing, pavement markings and traffic signal improvements.	To Be Scheduled	South End	\$ 200,000	No
Winthrop Square Garage	Demolish the existing municipal parking garage.	To Be Scheduled	Financial District/Downtown	\$ 3,500,000	No
Department of Innovation and Technology					
Business Process Modernization	Invest in transformative tools and solutions to modernize business processes.	New Project	N/A	\$ 1,000,000	Yes
Computer Aided Dispatch	Procure and implement a new computer aided dispatch system for Fire, Police and Emergency Medical Services. The project also includes the implementation of technology solutions for their record management systems requirements.	Implementation Underway	Citywide	\$ 16,985,000	Yes
Core Technology Infrastructure	Install hardware platforms to run applications supporting City business. The scope includes data center consolidation, server virtualization, business interruption planning, enterprise storage, network management, VoIP deployment, and information security	Annual Program	Citywide	\$ 21,775,000	Yes

Project	Scope of Work	Status	Neighborhood	Total Project Budget	Operating Impact
Cyber Security and Resiliency	Implement solutions to manage and mitigate cybersecurity risks.	New Project	Various neighborhoods	\$ 3,500,000	Yes
Data Analytics	Invest in data analytic tools, technologies and processes to empower data-driven management.	New Project	N/A	\$ 2,340,000	Yes
Digital Service Delivery and Engagement	Implement digital technology solutions that better engage residents with government. Scope includes overhaul to City's website.	New Project	Various neighborhoods	\$ 3,000,000	Yes
Enterprise Business Applications	Identify and procure enterprise business applications that enhance productivity and improve City business operations.	Implementation Underway	N/A	\$ 12,295,744	Yes
Fiber Network Expansion	Investment in BoNet infrastructure, including extending the fiber network reach to 100 BPS schools and providing public WiFi opportunities.	Implementation Underway	Various neighborhoods	\$ 10,750,000	Yes
Human Resources System Upgrade	Implement major upgrade to the BAIS Human Capital Management (HCM) application, the City's human resources system.	Implementation Underway	N/A	\$ 15,000,000	Yes
Mobility Solutions	Develop and implement mobile solutions including mobile versions of the City's asset management and permit and inspection systems, as well as the creation of a common mobile platform for existing and future mobile investments.	Implementation Underway	N/A	\$ 1,400,000	No
Public Safety Systems Implementation	Implementation of various public safety initiatives, including mobile technology, improving interoperability between existing data systems, increasing GPS capabilities and migrating public safety agency radio communications to narrow banded frequencies.	Implementation Underway	Citywide	\$ 13,700,000	Yes
Tax Billing and Collecting System	Replace the City's property tax billing and collecting system with a new enterprise solution.	Implementation Underway	N/A	\$ 3,000,000	Yes
Youth and Human Services Initiatives	Implement technology to track utilization of programs, improve visibility and access to services across departments in support of the Community Learning Initiative.	Implementation Underway	Citywide	\$ 1,500,000	Yes
<u>Emergency Management</u>					
Emergency Operations Center	Site, design, and build a new Emergency Operations Center.	To Be Scheduled	N/A	\$ 3,500,000	Yes
<u>Environment Department</u>					
Distributed Energy Resource Design Services	Study, procurement, design, and installation of distributed energy resources.	New Project	Citywide	\$ 320,000	Yes

Project	Scope of Work	Status	Neighborhood	Total Project Budget	Operating Impact
Energy Efficiency Design Services	Design services to enhance the energy efficiency of City capital assets.	New Project	Citywide	\$ 125,000	No
Fire Department					
Building Envelope Repairs at Various Stations	Building and envelope repairs at Engine 29, 32, 37, 53 and 56.	New Project	Various neighborhoods	\$ 2,017,500	No
Critical Facility Repairs	A critical repair fund to be used for emergency repairs to Fire Department facilities including roofs, windows, masonry, electrical and HVAC systems.	Annual Program	Various neighborhoods	\$ 750,000	No
Diesel Exhaust System Replacement	Replace diesel exhaust systems at all locations.	New Project	Various neighborhoods	\$ 4,811,000	No
Engine 17	Design and construct a new fire station.	New Project	Dorchester	\$ 13,000,000	Yes
Engine 33	Building renovations including envelope repairs, door and window replacement and interior improvements including building systems.	New Project	Back Bay	\$ 800,000	Yes
Engine 42	Design and construct a new fire station.	New Project	Roxbury	\$ 10,000,000	Yes
Engine 5	Building envelope repairs including roof replacement, masonry repointing, gutter replacement, waterproofing, flashing repairs, window and door repairs and drainage improvements.	In Design	East Boston	\$ 925,000	No
Engine 50	Full building renovation including exterior masonry work, upgrades to building systems, and widening of apparatus doors.	To Be Scheduled	Charlestown	\$ 3,510,000	Yes
Envelope Repairs at Engine 54	Masonry and other building envelope repairs.	In Design	Harbor Islands	\$ 1,380,000	No
Fire Boat	Replace a small fireboat.	To Be Scheduled	N/A	\$ 340,000	Yes
Fire Equipment	Purchase new fire apparatus as scheduled in the Apparatus Replacement Plan.	Annual Program	Citywide	\$ 27,703,000	No
Fire Headquarters Repairs	Address water infiltration issues in the building facade and windows; replace one boiler.	New Project	Dorchester	\$ 2,000,000	No
HVAC / Boiler Replacement at Various Stations	Install / upgrade boilers, heating and lighting systems at fire stations including Engines 41 and 53, and the Fire Alarm division.	In Construction	Various neighborhoods	\$ 3,218,861	Yes
Marine Unit Dock Replacement at Burroughs Wharf	Replace dock at Burroughs Wharf.	In Design	North End	\$ 1,072,500	No
Programming Study	Provide ideal program for various configurations of fire stations as well as Fire Headquarters.	New Project	Various neighborhoods	\$ 125,000	No

Project	Scope of Work	Status	Neighborhood	Total Project Budget	Operating Impact
Radio System Improvements at Fire Alarm	Upgrade radio communication system including a new monopole at Fire Alarm.	To Be Scheduled	Fenway/Kenmore	\$ 1,770,000	No
Roof and Masonry Repairs at Engine 4, 14 and 55	Roof and masonry repairs at Engine 4, 14 and 55.	In Design	Various neighborhoods	\$ 1,600,000	No
Seawall at Moon Island	Repair seawall adjacent to the Fire Academy on Moon Island.	To Be Scheduled	Harbor Islands	\$ 2,644,000	Yes
Library Department					
Adams Street Branch Library	Assess the existing interior and exterior physical conditions and systems according to how ably the branch can accomplish the Compass principles; develop and implement an improvement plan.	To Be Scheduled	Dorchester	\$ 1,450,000	Yes
Central Library Energy Improvements	Replacement of pumps, air handling units and cooling tower, building management system upgrade, lighting efficiencies/energy efficient lighting, and refurbishment of chiller.	In Construction	Back Bay	\$ 5,774,973	Yes
Central Library Piping Infrastructure	Replace and update piping infrastructure including small diameter hot water piping, chilled water, steam and condensate return piping and related valves in the Johnson and McKim buildings.	To Be Scheduled	Back Bay	\$ 1,950,000	No
Central Library Renovation: Johnson Building	Improvements to enrich library services and visitor experience: expanded Children's and Teen areas; update building systems; enhance entry; reading, study, technology and community learning areas; renovated lecture hall; accessible connection to McKim.	In Construction	Back Bay	\$ 75,511,772	Yes
Central Library: Johnson Roof Replacement	Replace all low sloped roofing and flashing, repair or replace existing slate roofing material, and replace pyramid style skylights.	New Project	Back Bay	\$ 4,830,000	No
Central Library: McKim Library Phase II C Signage	Update directional and room signage in conjunction with the ongoing restoration project.	In Construction	Back Bay	\$ 500,000	No
Central Library: McKim Waterproofing	Remediate water infiltration in the basement of the McKim Building and reconstruct the pedestrian plaza on Dartmouth Street.	In Design	Back Bay	\$ 480,000	No
Critical Facility Repairs	A critical repair fund to be used for emergency repairs to library facilities including roofs, windows, masonry, and electrical and HVAC systems.	Annual Program	Citywide	\$ 2,215,196	No

Project	Scope of Work	Status	Neighborhood	Total Project Budget	Operating Impact
Dudley Branch Library Renovation	A comprehensive building renovation will enrich library services and visitor experience through improved spatial definition, a fully accessible facility, improved signage and greater energy efficiency.	To Be Scheduled	Roxbury	\$ 14,718,000	Yes
Egleston Square Branch Library	Assess the existing interior and exterior physical conditions and systems according to how ably the branch can accomplish the Compass principles; develop and implement an improvement plan.	To Be Scheduled	Roxbury	\$ 916,267	No
Facilities Audit	Assess the existing physical conditions of the branches according to how ably the branches can accomplish the Compass Principles with the goal of informing future capital project planning.	Study Underway	Citywide	\$ 440,500	No
Faneuil Branch Library	Upgrades to branch as identified in the ongoing programming study.	To Be Scheduled	Allston/Brighton	\$ 1,118,650	No
Faneuil Branch Library Study	Assess the existing interior and exterior physical conditions according to how ably the branch can accomplish the Compass Principles; review the facility's HVAC and alarm systems; and develop a recommended remodeling plan.	Study Underway	Allston/Brighton	\$ 75,000	No
Jamaica Plain Branch Library	Renovate existing branch and build an addition to improve access and programming. Service improvements will include circulation and collection areas, shelving, electrical system updates, and other items.	In Design	Jamaica Plain	\$ 10,000,000	Yes
North End Branch Library	Assess the existing interior and exterior physical conditions and systems according to how ably the branch can accomplish the Compass principles; develop and implement an improvement plan.	To Be Scheduled	North End	\$ 1,475,000	No
Parker Hill Library	Exterior required maintenance to replace windows, repoint masonry walls, and repair stairs. Minor interior improvements are also planned.	To Be Scheduled	Mission Hill	\$ 2,400,000	No
Roslindale Branch Library Renovation	A comprehensive building renovation will enrich library services and visitor experience through improved spatial definition, a fully accessible facility, improve signage and increase energy efficiency.	New Project	Roslindale	\$ 6,700,000	Yes
Security Audit Recommendations Implementation	Implement security upgrades at Central & all branch library locations.	Implementation Underway	Citywide	\$ 500,000	No
Uphams Corner Library (New)	Site acquisition, design, construction, and furnishings for the development of a new branch library.	To Be Scheduled	Dorchester	\$ 12,980,000	No

Project	Scope of Work	Status	Neighborhood	Total Project Budget	Operating Impact
Web Site & Online Services Redevelopment	Supplemental services to augment internal capacity and expertise with respect to overhauling Boston Public Library's website and online presences.	New Project	N/A	\$ 100,000	No
Neighborhood Development					
Property Demolition	Demolish three priority buildings in DND's portfolio including 65 East Cottage Street, 71-79 Intervale Street and 174 West Second Street.	In Construction	Various neighborhoods	\$ 1,750,000	No
Strand Theatre Upgrades	Improve accessibility throughout the theatre, including the installation of an elevator, fire protection improvements.	In Design	Dorchester	\$ 2,278,000	Yes
Office of New Urban Mechanics					
Innovation Fund	Work across departments to deploy innovative improvements on streets, online, and in schools using technology and cutting edge design.	Implementation Underway	Various neighborhoods	\$ 400,000	No
Parks and Recreation Department					
Adams/King Playground	Park renovation including drainage, fencing and wall repairs; new landscaping, play structure, and safety surfacing.	In Design	Dorchester	\$ 500,000	No
Back Bay Fens Westland Avenue Entrance	Improvements to park entrance including Johnson Memorial Gates monument conservation, accessibility upgrades, and landscape rehabilitation.	New Project	Fenway/Kenmore	\$ 820,000	No
Beethoven School Playground	Refurbishment, repair and renovation of Beethoven School playground and surrounds.	In Construction	West Roxbury	\$ 335,000	No
Boston Common Accessibility Study Shaw Memorial	Study to explore options to improve accessibility between the Shaw Memorial and the rest of the Common.	New Project	Beacon Hill	\$ 50,000	No
Boston Common Boylston Street Edge	Upgrades to sidewalk and utilities along Boylston Street edge of park.	New Project	Beacon Hill	\$ 560,000	No
Boston Common Parkman Plaza	Renovation of Parkman Plaza outside of the Visitor Information Center in the Boston Common.	In Design	Beacon Hill	\$ 4,300,000	No
Boston Common Pathways	Improve paths, paving, and associated infrastructure, including the area around the Soldiers and Sailors Monument.	In Construction	Beacon Hill	\$ 1,682,145	No
Boston Common Utility Study	Study to determine utility needs (electric and drainage) of the Boston Common in advance of needed utility upgrades and future pathway paving.	New Project	Beacon Hill	\$ 100,000	No
Bussey Brook Wall	Rebuild portions of stone walls adjacent to roadways and near Bussey Brook.	New Project	Jamaica Plain	\$ 125,000	No

Project	Scope of Work	Status	Neighborhood	Total Project Budget	Operating Impact
Caldwell Street Playground	Park renovation including landscaping; play structure refurbishment; and new swings, spring toys, and safety surfacing.	In Construction	Charlestown	\$ 290,000	No
Cassidy Field House	Design services for renovation and/or removal of existing field house structure.	New Project	Allston/Brighton	\$ 125,000	No
Cassidy Park Master Plan	Assessment of facilities and infrastructure at Cassidy Park including field house, storage needs, and existing utilities.	Study Underway	Allston/Brighton	\$ 60,000	No
Children's Park Playground	Playground and park renovation, including water spray, play structure and safety surfacing, site furnishings and plantings.	In Design	Roxbury	\$ 560,000	No
Christopher Columbus Park	Address drainage and pavement issues adjacent to water play feature.	New Project	North End	\$ 260,000	No
Commonwealth Avenue Mall	Repair and upgrade existing pathways.	To Be Scheduled	Back Bay	\$ 500,000	No
Court Renovations	Annual program to rehabilitate tennis, basketball, and street hockey courts citywide.	Annual Program	Citywide	\$ 4,719,480	No
Cuneo Playground	Major park renovation including drainage; fencing and wall repairs; and new landscaping, play structure, and safety surfacing.	In Design	East Boston	\$ 320,000	No
Downer Avenue Park	Overall park and play lot refurbishment and installation of safety surfacing.	To Be Scheduled	Dorchester	\$ 600,000	No
Dudley Town Common	Plaza rehabilitation.	New Project	Roxbury	\$ 972,000	No
Edwards Playground	Renovation to the playground including safety surfacing, passive park improvements including site furnishings, upgraded utilities and pathways.	New Project	Charlestown	\$ 703,000	No
Eliot Norton Park	Major park renovation including drainage; fencing and wall repairs; and new landscaping, play structure, and safety surfacing.	In Construction	Bay Village	\$ 1,217,000	No
Erie Ellington Playground	Renovate play lot and install new fencing, curbing and trees.	In Construction	Roxbury	\$ 831,000	No
Fairview Cemetery Garage Building	Construct new garage. Provide access for persons with disabilities.	In Design	Hyde Park	\$ 1,503,000	No
Fallon Field Playground	Overall park and play lot refurbishment and installation of safety surfacing.	In Design	Rosindale	\$ 760,000	No
Field Renovations at Cassidy Field	Field renovations and site upgrades to three softball/baseball fields and football field.	In Design	Allston/Brighton	\$ 1,310,000	No
Field Renovations at Clifford Playground	Re-grading of three baseball/softball fields and associated site upgrades.	In Construction	Roxbury	\$ 415,000	No

Project	Scope of Work	Status	Neighborhood	Total Project Budget	Operating Impact
Field Renovations at Doherty-Gibson Playground	Re-grading of two baseball and/or softball fields, and associated site upgrades.	In Construction	Dorchester	\$ 375,000	No
Field Renovations at Healy Field	Renovate existing field to improve drainage and playing surface, and perform other miscellaneous improvements.	In Construction	Roslindale	\$ 700,000	No
Field Renovations at Malcolm X Park	Renovate the existing softball fields and perform associated site improvements.	In Design	Roxbury	\$ 500,000	No
Field Renovations at Moakley Park	Re-grade multi-use field and surrounding areas to improve drainage and playing surface.	New Project	South Boston	\$ 500,000	No
Field Renovations at Parkman Playground	Renovate the existing field and perform associated site improvements.	In Design	Roslindale	\$ 800,000	No
Field Renovations at Ronan Park	Renovate existing baseball field to improve drainage and playing surface.	New Project	Dorchester	\$ 500,000	No
Field Renovations at Ryan Playground	Renovate the existing baseball and softball fields and perform associated site improvements.	In Design	Charlestown	\$ 150,000	No
Field Renovations at Smith Playground	Renovate two softball fields to improve drainage and playing surface.	New Project	Allston/Brighton	\$ 500,000	No
Field Renovations at Various Locations	Annual program for the renovation of three to six fields and their ancillary facilities.	Annual Program	Various neighborhoods	\$ 2,500,000	No
Franklin Park Gateway and Paths	Repair and improve park pathways and entrances.	In Construction	Roxbury	\$ 1,510,000	No
Franklin Park Master Plan Update	Update the existing Master Plan to build out the Franklin Park Yard as a full administration and maintenance facility for the Boston Parks Department.	New Project	Roxbury	\$ 75,000	No
Frog Pond	Study to evaluate the mechanical systems of the Frog Pond.	In Design	Beacon Hill	\$ 150,000	No
Frog Pond Master Plan Study	Study to determine the future redesign of the Frog Pond Ice Facility and the accompanying building.	New Project	Beacon Hill	\$ 150,000	No
General Parks Improvements	Replace fencing, pavement, court lighting, and other infrastructure repairs as needed.	Annual Program	Citywide	\$ 5,485,572	No
George Wright Golf Course	Ongoing improvements including drainage, paving, and other miscellaneous items.	Annual Program	Hyde Park	\$ 2,204,627	No
George Wright Golf Course Clubhouse	Building renovations include envelope work and exterior access improvements, new doors and windows, and new boiler and ATC. Install new electrical service and fire protection. Update bathroom for accessibility.	In Construction	Hyde Park	\$ 5,000,000	No
George Wright Golf Course Water Main	Replacement of leaking water main at George Wright Golf course.	In Design	Hyde Park	\$ 250,000	Yes
Harambee Park Master Plan	Develop a master plan for the optimal use of space within the entire park.	In Design	Mattapan	\$ 125,000	No

Project	Scope of Work	Status	Neighborhood	Total Project Budget	Operating Impact
Healy Field Playground	Play lot renovation including play structures, site furnishings, fencing and landscaping.	New Project	Roslindale	\$ 665,000	No
Hemenway Playground	Park renovation including drainage; fencing and wall repairs; and new landscaping, play structure and safety surfacing.	In Construction	Dorchester	\$ 390,500	No
Historic Cemeteries	Ongoing program of repairs in designated historic cemeteries located throughout the City.	Annual Program	Citywide	\$ 2,136,117	No
Horatio Harris Park	Major park renovation including drainage; paving; fencing and wall repairs; and new landscaping, seating area, game tables, and drinking fountains.	In Construction	Roxbury	\$ 370,000	No
Hunt/Almont Playground	Refurbish fields and various paths in accordance with the master plan. Complete: Demolish the field house and replace with a passive area.	In Construction	Mattapan	\$ 4,771,672	No
Iacono Playground	Major park renovation including drainage; fencing and court repairs; and new landscaping, play structure, swings, and safety surfacing.	Complete	Hyde Park	\$ 730,000	No
Jamaica Pond Dock Rehabilitation	Design rehabilitation and repair of the boat docks.	To Be Scheduled	Jamaica Plain	\$ 144,000	No
Jamaica Pond Outfall Pipe Replacement	Replace outfall pipe and make related site improvements at Jamaica Pond.	In Design	Jamaica Plain	\$ 300,000	No
Jamaica Pond Pathways	Design work for reconstruction of pathway.	New Project	Jamaica Plain	\$ 500,000	No
John Harvard Mall	Renovate existing passive park and improve accessibility.	In Construction	Charlestown	\$ 1,220,000	No
John Harvard Mall Play Area	Complete renovation of tot lot and surrounding area including fencing, paving, and lighting.	In Construction	Charlestown	\$ 450,000	No
Justice Gourdin Veterans' Memorial Park	Major park renovation including pathways, walls, plazas, ADA improvements, and landscaping.	In Design	Roxbury	\$ 152,000	No
Kelleher Rose Garden	Perimeter restoration of historic rose garden.	To Be Scheduled	Fenway/Kenmore	\$ 170,000	No
King Street Play Area	Improvement to the park including entrance and pathways, masonry work, utility infrastructure, new site furnishings and vegetation.	New Project	Roxbury	\$ 300,000	No
Langone Park & Puopolo Playground	Enhancement and improvements to playground, basketball court, baseball fields, softball field, bocce, lighting, drainage and plantings.	New Project	North End	\$ 2,910,000	No
Liberty Tree	Restoration of passive park including brick paving and other site improvements.	In Design	Chinatown	\$ 130,000	No
Little Scobie Playground	Renovate playground and basketball courts.	In Construction	Roxbury	\$ 598,000	No

Project	Scope of Work	Status	Neighborhood	Total Project Budget	Operating Impact
LoPresti Playground	Renovate park to include refurbished field, play area and pathways.	In Construction	East Boston	\$ 3,675,000	No
Marcella Playground	Renovation including new play equipment, spray feature, court resurfacing, re-graded field and improved lighting, wall improvements, new fence and restoration of public art.	In Design	Roxbury	\$ 2,160,000	No
Mary Hannon Playground	Major park renovation including drainage; fencing and wall repairs; and new landscaping, play structure, and safety surfacing.	In Construction	Roxbury	\$ 914,083	No
Mary Hannon Playground Phase II	Renovate ball field and passive areas.	New Project	Roxbury	\$ 896,000	No
McConnell Park	Comprehensive park renovation to include play lot, three fields, and miscellaneous associated items.	New Project	Dorchester	\$ 2,337,000	No
McKinney Playground Master Plan	Develop a master plan for the park.	New Project	Alliston/Brighton	\$ 50,000	No
McLaughlin Playground Upper Terrace	Access and pathway improvements, seating area installation and improvements, grading and drainage restoration, fence installation and overlook creation.	In Construction	Roxbury	\$ 585,000	No
Medal of Honor Park & Lee Playground	Park renovation to include lawn improvements, pathway and infrastructure upgrades, and new play equipment.	New Project	South Boston	\$ 2,010,000	No
Monsignor Reynolds Playground	Install new play lot equipment, safety surfacing, curbing, fencing, and benches.	In Design	South End	\$ 540,000	No
Muddy River	Dredge main channel and restore habitat along the Muddy River. Project will be implemented through the Army Corps of Engineers. Additional project funding is provided by the Army Corps of Engineers, the Commonwealth, and the Town of Brookline.	In Construction	Fenway/Kenmore	\$ 89,305,642	No
Noyes Park	Rehabilitate the park, including updating the play lot, courts, fields, and parking.	New Project	East Boston	\$ 1,930,000	No
Olmsted Park Landscape Restoration	Landscape rehabilitation including woodlands restoration, stair stabilization, and landscape improvements.	New Project	Jamaica Plain	\$ 679,000	No
Paris Street Playground	Major park renovation including drainage; fencing and wall repairs; and new landscaping, play structure, and safety surfacing.	In Construction	East Boston	\$ 850,000	No
Park Accessibility Evaluation and Asset Study	Inventory of park assets and assessment of park conditions including accessibility. Evaluation and analysis will support and inform the City's Park and Open Space plan and future capital improvement requests.	Study Underway	Citywide	\$ 630,000	No
Park Equipment	Purchase park maintenance equipment.	Annual Program	Citywide	\$ 665,235	No

Project	Scope of Work	Status	Neighborhood	Total Project Budget	Operating Impact
Park Planning Studies	Planning and related landscape design services including: capital phasing plans, development of standard details and specifications and miscellaneous planning services.	In Design	Citywide	\$ 70,000	No
Parkman Playground	Upgrade play lot equipment, safety surface and furnishings.	New Project	Roslindale	\$ 825,000	No
Penimman Road Play Area	Improvements to multi-functional park, including drainage, play lot, courts, passive areas, and infrastructure.	New Project	Alliston/Brighton	\$ 1,737,000	No
Public Garden Lagoon	Repair and backfill missing, destroyed, and leaking granite coping surrounding the lagoon.	In Design	Beacon Hill	\$ 1,085,428	No
Public Garden Pathways	Repair and upgrade existing pathways.	In Construction	Beacon Hill	\$ 1,250,000	No
Public Garden Tool Shed	Design and comprehensive repairs for the interior and exterior of the existing tool shed.	New Project	Beacon Hill	\$ 377,000	No
Puopolo Field Electrical Repairs	Repair and replacement of entire electrical system. Change power source from high voltage to low voltage, install MUSCO lighting controllers and modify all required wiring and switches.	In Design	North End	\$ 260,000	No
Rachel Revere Square	General park refurbishment including furnishings, play area, plaza, and pathways. Work will be coordinated with nearby Public Works project.	In Design	North End	\$ 487,000	No
Reservation Road Park	Comprehensive park renovation to include skate park improvements, artificial turf replacement, site improvements, and landscaping.	New Project	Hyde Park	\$ 1,980,000	No
Roberts Playground	Playground renovation including water spray, play structure, fencing, safety surfacing, site furnishings and plantings.	In Design	Dorchester	\$ 1,140,000	No
Rogers Park	Planning for future park improvements.	In Design	Alliston/Brighton	\$ 50,000	No
Ross Playground	Overall park and play lot refurbishment and installation of safety surfacing.	In Design	Hyde Park	\$ 880,000	No
Ryan Playground	Park improvements including play lot, courts, fields/ancillary structures, and infrastructure.	New Project	Charlestown	\$ 2,630,000	No
Ryan Playground Street Hockey Court	Full depth reconstruction of street hockey court including new dasher boards, fencing, seating and bleachers.	New Project	Charlestown	\$ 175,000	No
Savin Hill Park	Access and pathway improvements, seating area installation and improvements, grading and drainage restoration, fence installation and overlook creation.	In Construction	Dorchester	\$ 265,000	No
Street Tree Planting	Ongoing program of street tree planting throughout the City.	Annual Program	Citywide	\$ 7,150,000	No
Symphony Park	Revitalize park and create a passive, sustainable designed park with enhanced green spaces, accessible walkways, and a pergola area.	In Construction	Fenway/Kenmore	\$ 614,050	No

Project	Scope of Work	Status	Neighborhood	Total Project Budget	Operating Impact
Tai Tung Park	General park refurbishment and installation of new safety surfacing.	In Design	Chinatown	\$ 160,000	No
Titus Sparrow Park	Pathway improvements.	To Be Scheduled	South End	\$ 120,000	No
Urban Wilds Renovations	Renovation of walls, walkways, and signage within urban wilds owned by Environment and Parks Department.	Annual Program	Citywide	\$ 2,388,000	No
West Roxbury Education Complex Field	Design and construct a new synthetic turf football field, synthetic turf baseball and softball fields, tennis courts and athletic track. Upgrade parking, fencing, stands and lighting.	In Construction	West Roxbury	\$ 1,000,000	No
William Devine Golf Course	Improve drainage, paving, and other miscellaneous items.	Annual Program	Roxbury	\$ 2,195,500	No
Winthrop Square III	Landscape area and install new perimeter fencing.	In Design	Charlestown	\$ 814,630	No
Police Department					
Area A-1 and Area D-4 Stations	Install new roofs at two police stations. Replace windows at Area A-1 Station.	To Be Scheduled	Various neighborhoods	\$ 2,500,000	No
Area C-6 Station Roof Replacement	Replace roof, exterior wall and window sealants.	In Design	South Boston	\$ 360,000	No
Area D-14 Station	Install new windows on the second floor.	To Be Scheduled	Allston/Brighton	\$ 360,000	No
Area E-5 Station	Replace exterior siding.	To Be Scheduled	West Roxbury	\$ 714,000	No
Communications Infrastructure Upgrades	Design and implementation of upgrades to the Police radio system.	New Project	Citywide	\$ 10,000,000	No
Community Policing Facilities Study	Study of various stations (B-3, C-6, D-14, E-13 and E-18) to determine if the minimum criteria for BPD's operational and community policing needs are being met.	New Project	Various neighborhoods	\$ 225,000	No
Critical Facility Repairs	A critical repair fund to be used for emergency repairs to police facilities including roofs, windows, masonry, electrical and HV/AC systems.	Annual Program	Citywide	\$ 800,000	No
East Boston Police Station Design	Design and construct a new police station.	New Project	East Boston	\$ 2,000,000	No
East Boston Police Station Study	Develop building program and assess siting options in conjunction with the possible development of a City-owned property on East Eagle Street.	Study Underway	East Boston	\$ 75,000	No
Emergency 9-1-1 Backup Study	Develop program for a new backup facility for E-9-1-1 call takers and police dispatch.	New Project	Various neighborhoods	\$ 50,000	No

Project	Scope of Work	Status	Neighborhood	Total Project Budget	Operating Impact
Garage for Specialized Vehicles	Study options for construction of a centrally located garage for specialized vehicles.	Study Underway	Various neighborhoods	\$ 100,000	No
Gun Range at Moon Island	Design and construct a facility to support administrative and training requirements including appropriate environmental mitigation.	In Design	Harbor Islands	\$ 2,800,000	No
Police Headquarters Exterior Work	Improve the plinth associated with the parking lot knee wall, strengthen weakened security elements and address the deteriorating condition of the rotunda.	In Design	Roxbury	\$ 750,000	No
Police Headquarters HVAC Improvements	Replace two cooling towers. Update HVAC air handling units and fire protection systems supporting the 9-1-1 Operations Center.	In Construction	Roxbury	\$ 1,775,000	Yes
Police Headquarters Study	Reprogram selected areas of headquarters facility.	New Project	Roxbury	\$ 150,000	No
Property and Construction Management					
201 Riverview Street Generator	Installation of an emergency power generator.	To Be Scheduled	West Roxbury	\$ 1,410,600	No
26 Court Street Renovation	Renovate building to improve envelope (roof, new windows, masonry repair) and upgrade interior.	In Design	Financial District/Downtown	\$ 20,000,000	No
41 New Chardon Street Improvements	Install a new boiler, replace all rooftop AC units, install new windows and chair lift.	New Project	West End	\$ 3,500,000	Yes
Animal Shelter	Building renovation to accommodate new site for an animal shelter.	In Design	Roxbury	\$ 583,000	No
City Hall	General repairs to City Hall including mechanical systems and building envelope.	To Be Scheduled	Government Center/Faneuil Hall	\$ 20,000,000	No
City Hall / 26 Court Street Programming Study	Study options for locations and adjacencies of staff, and schedule of projects, in conjunction with renovations at City Hall and 26 Court Street.	To Be Scheduled	Government Center/Faneuil Hall	\$ 400,000	No
City Hall ADA Restroom	Install a fully ADA compliant restroom in City Hall.	New Project	Government Center/Faneuil Hall	\$ 50,000	No
City Hall Energy Efficiency	Phase II: Recommissioning, update pumps and chillers with variable frequency drives. Phase I (lighting upgrades and controls) is complete.	In Design	Government Center/Faneuil Hall	\$ 3,393,232	Yes
City Hall Garage Repairs	Repairs to the plaza and garage to protect the under slab.	To Be Scheduled	Government Center/Faneuil Hall	\$ 3,144,100	No

Project	Scope of Work	Status	Neighborhood	Total Project Budget	Operating Impact
City Hall HVAC System Improvements	Replace boilers and associated piping, replace water heating system and associated piping, replace cooling towers and chiller. All equipment will be converted from steam to natural gas.	In Design	Government Center/Faneuil Hall	\$ 9,500,000	Yes
City Hall Lobby Access Improvements	Study options to replace the existing chair lift that provides access from the 3rd floor lobby to the 4th floor mezzanine café area.	New Project	Government Center/Faneuil Hall	\$ 100,000	No
City Hall Plaza	Develop and implement a City Hall Plaza improvement plan consistent with expected improvements at the Government Center MBTA station; repair plaza brickwork, railings and granite stairs.	To Be Scheduled	Government Center/Faneuil Hall	\$ 2,000,000	No
City Hall Plaza Vertical Connection	Study options for making exterior staircase that leads from Congress Street to City Hall Plaza level more accessible.	New Project	Government Center/Faneuil Hall	\$ 100,000	No
Critical Facility Repairs	A critical repair fund to be used for emergency repairs to facilities managed by Property and Construction Management including roofs, windows, masonry, and electrical and HVAC systems.	Annual Program	Citywide	\$ 2,593,883	No
East Eagle Street Shoreline	Shoreline stabilization along Chelsea Creek near East Eagle Street.	To Be Scheduled	East Boston	\$ 100,000	No
Family Justice Center Elevator	Upgrade elevator.	To Be Scheduled	Allston/Brighton	\$ 350,500	No
Faneuil Hall	Replace East Elevation third floor windows.	In Construction	Government Center/Faneuil Hall	\$ 310,000	No
Faneuil Hall HVAC	Replace attic AHU's and associated controls, install boiler and chiller, and upgrade elevator.	New Project	Government Center/Faneuil Hall	\$ 4,655,000	Yes
Parking Lot Improvement	Expand Blair lot parking area in Dudley Square in support of the new Bruce C. Bolling Building.	In Design	Roxbury	\$ 1,400,000	No
Parkman House Building Systems Upgrade	Install a central heating and cooling system and new fire alarm panel.	New Project	Beacon Hill	\$ 1,382,000	Yes
Underground Storage Tanks	Closeout phase for 12 remaining UST locations. Three sites to be permanently closed. Nine sites to undergo activities for close out or long term monitoring.	Annual Program	Citywide	\$ 2,362,227	No
Uphams Corner Municipal Building Windows	Replace windows.	New Project	Dorchester	\$ 555,000	No

Project	Scope of Work	Status	Neighborhood	Total Project Budget	Operating Impact
Veronica Smith Center Bathrooms and Flooring	Renovate bathrooms and install a new energy efficient boiler.	New Project	Alliston/Brighton	\$ 683,000	Yes
Public Health Commission					
A critical repair fund to be used for emergency repairs to Public Health Commission facilities including roofs, windows, masonry, and electrical and HVAC systems.					
Critical Facility Repairs		Annual Program	Citywide	\$ 2,930,000	No
EMS Garage/Storage Facility	Design and construct a storage facility for EMS emergency operations equipment.	In Construction	Mattapan	\$ 4,950,000	No
EMS Station Study	Programming and siting study for a new Emergency Medical Services (EMS) facility in the Innovation District.	To Be Scheduled	South Boston	\$ 100,000	No
EMS Training Academy	Programming study for new EMS training facility.	New Project	N/A	\$ 50,000	No
Finland Building	Connect building heating system to private steam service and install a rooftop heat reducer unit. Install a new chiller to provide chilled water for building cooling system.	In Construction	South End	\$ 2,837,000	No
Long Island Administration Building	Building envelope repairs including foundation repairs, masonry repointing, repair and / or replacement of windows, and bathroom upgrades.	In Construction	Harbor Islands	\$ 2,400,000	No
South End Fitness Center Pool	Install a rain screen wall and added ventilation. Replace doors and exterior windows, concrete work to pool to repair leaks.	In Design	South End	\$ 1,129,000	No
Southampton Street Homeless Shelter	Renovate facility for use as homeless shelter that will provide up to 532 beds.	In Construction	Dorchester	\$ 12,000,000	Yes
Woods Mullen Shelter	Design and install an independent heating and cooling system.	In Construction	South End	\$ 2,950,000	No
Public Works Department					
ADA/AAB Pedestrian Ramps	Install or reconstruct pedestrian ramps to conform to current Americans With Disabilities Act and Architectural Access Board regulations.	Annual Program	Citywide	\$ 21,231,827	No
Alford Street Bridge	Replace the bridge. State and federal construction funding awarded.	In Construction	Charlestown	\$ 63,592,507	No
American Legion Bridge	Design and construction management of bridge replacement, with state construction funding awarded.	In Construction	Mattapan	\$ 3,350,000	No
Bridge Repairs	Ongoing repairs at various City-owned bridges as needed.	Annual Program	Citywide	\$ 22,963,561	No
Cambridge Street Bridge	Inspect bridge and perform repairs as needed.	To Be Scheduled	Charlestown	\$ 253,000	No

Project	Scope of Work	Status	Neighborhood	Total Project Budget	Operating Impact
Central Maintenance Facility Complex	Continued renovations to the building, garage and grounds. FY16 will include the replacement of two passenger elevators.	In Construction	South End	\$ 14,160,673	No
Central Maintenance Facility Vehicle Wash	Design and construct a new vehicle washing facility.	In Construction	South End	\$ 7,710,140	Yes
Choice Neighborhood	Reconstruction or resurfacing of various streets in the Choice Neighborhood.	In Design	Roxbury	\$ 3,130,000	No
Commonwealth Avenue Phase 2A	Improve roadway between Amory Street and Alcom Street by upgrading pavement and drainage conditions, improving facilities for bikes and pedestrians and widening the MBTA reservation. State and federal construction funds are anticipated.	In Design	Allston/Brighton	\$ 20,066,250	No
Commonwealth Avenue Phase 3 and 4	Design and reconstruct Commonwealth Avenue from Packard's Corner to Kelton Street, with the addition of a cycle track. State construction funding anticipated.	In Design	Allston/Brighton	\$ 22,900,000	No
Connect Historic Boston	Federal Grant (TIGER) supported roadway and sidewalk reconstruction project, including improvements to Constitution Road, Joy Street, Blackstone Block, as well as a bike trail/cycle track connecting Commercial, Causeway and Staniford Streets.	In Construction	Various neighborhoods	\$ 29,293,700	No
Crossroads Initiative	The initiative is a program of street improvements surrounding and adjacent to the Rose Kennedy Greenway. Design is underway on Summer Street and Congress Street.	In Design	Financial District/Downtown	\$ 9,000,000	No
Dana Avenue Bridge	Design for bridge rehabilitation.	In Design	Hyde Park	\$ 860,000	No
Everett Street	Partnering with Harvard University, the reconstruction of Everett Street will include new street trees, sidewalks and roadway pavement, from Western Avenue to North Beacon Street.	New Project	Allston/Brighton	\$ 1,000,000	No
Freedom Trail	Design and construction for improvements related to accessibility issues on the Freedom Trail.	In Design	Various neighborhoods	\$ 700,000	No
Gardner Street Landfill Phase IA	Design and cap landfill areas at Millennium Park and West Roxbury Education Complex.	In Construction	West Roxbury	\$ 17,174,000	No
Long Island Bridge Replacement	Design and construction of a new bridge and the removal of the removal of the current bridge.	In Design	Harbor Islands	\$ 39,379,436	No
Madison Park Village	Reconstruction of various streets in the Madison Park Village of Roxbury, bounded by Meinea Cass Boulevard and Tremont Street.	In Design	Roxbury	\$ 3,050,000	No
Main Street Business District	Revitalization of Public Works assets in Main Streets business districts, including improvements to sidewalks, pedestrian ramps, crosswalks and roadways.	Annual Program	Various neighborhoods	\$ 2,000,000	No

Project	Scope of Work	Status	Neighborhood	Total Project Budget	Operating Impact
Massachusetts Avenue Bridge at Commonwealth Avenue	Design bridge repairs. State and federal construction funding anticipated.	In Design	Back Bay	\$ 17,922,769	No
Mattapan Square	Streetscape improvements to Blue Hill Avenue from Cummins Highway to Walk Hill Street.	New Project	Mattapan	\$ 500,000	No
Neighborhood Commons	Creation of public neighborhood gathering spaces, utilizing site improvements to roadway surfaces within the public right of way.	To Be Scheduled	Citywide	\$ 1,250,000	No
Neighborhood Safety Program	Roadway intersection improvement program, including geometric changes and traffic control improvements to increase vehicular and pedestrian traffic safety in coordination with the Boston Transportation Department.	In Design	Various neighborhoods	\$ 1,500,000	No
Non-Participating Fund	Funding to pay for non-participating items in federal/state roadway projects in the City of Boston.	Annual Program	Various neighborhoods	\$ 7,717,000	No
North Square	Redesign the key junction of North Street, Sun Court, Moon Street, Garden Court and Prince Street.	In Design	North End	\$ 2,500,000	No
North Washington Street Bridge	Design rehabilitation of bridge. State and federal construction funds anticipated.	In Design	Charlestown	\$ 124,467,844	No
Old Colony Housing Roadways	Reconstruction of roadways in the redevelopment of the Old Colony housing development.	In Construction	South Boston	\$ 4,165,156	No
Old Northern Avenue Bridge	Planning, design, and ongoing repairs to bridge. Federal funds anticipated.	In Design	South Boston	\$ 32,432,566	No
Retaining Walls Roadway Reconstruction	Dedicated repair fund for the City's retaining walls. Includes road reconstruction, sidewalk reconstruction, and traffic signal replacement where appropriate.	In Design	Citywide	\$ 1,200,000	No
Roadway Resurfacing	Annual citywide roadway resurfacing program.	Annual Program	Citywide	\$ 71,721,866	No
Roadway Utility Restoration	Repair and repave roadway damaged by utility companies.	Annual Program	Citywide	\$ 47,643,172	No
Safe Routes to Schools	Improvements to provide safe walking routes to schools through coordinated efforts with the Boston Transportation Department and Boston Public Schools. Improvements include sidewalk reconstruction and enhanced crosswalks.	New Project	Various neighborhoods	\$ 600,000	No
Seaver Street	Design and construction funding for street reconstruction and addition of bicycle facilities.	In Construction	Roxbury	\$ 7,500,000	No
Sidewalk Reconstruction	Various sidewalk and pedestrian ramp repairs and reconstruction.	Annual Program	Citywide	\$ 42,561,327	No

Project	Scope of Work	Status	Neighborhood	Total Project Budget	Operating Impact
Street Light Gas Lamps	Using subsidies from National Grid, this program is designed to retrofit solar powered timers to activate gas lamp street lights.	In Construction	Various neighborhoods	\$ 1,000,000	Yes
Street Light LED Conversion	A City-wide project to convert mercury and sodium vapor streetlights to light emitting diode (LED) lights.	In Construction	Citywide	\$ 22,768,431	Yes
Street Lighting Division Facility	Design and construct a new Street Lighting Division facility.	In Design	Mattapan	\$ 17,000,000	No
Street Lighting Installation	Installation of street lights in various locations.	Annual Program	Citywide	\$ 16,106,329	No
Sullivan Square / Rutherford Avenue	Engineering and design services to provide for corridor wide transportation improvements. State and federal funding anticipated.	In Design	Charlestown	\$ 14,759,403	No
Symphony Area Streetscape	Design roadway and sidewalk improvements adjacent to Symphony Hall. State and federal construction funding.	In Design	Fenway/Kenmore	\$ 4,000,000	No
Traffic Signals On-Call Repair and Maintenance	On call maintenance of traffic signals.	Annual Program	Citywide	\$ 1,744,000	No
Uphams Corner	Redesign and reconstruct the intersection of Columbia Road, Dudley Street, and Stoughton Road.	In Construction	Dorchester	\$ 3,600,000	No
Walkable Streets	Sidewalk improvement program designed to target key neighborhood streets and corridors by reconstructing longer, contiguous sidewalk sections.	New Project	Various neighborhoods	\$ 4,000,000	No
Woodbole Housing	Reconstruct roads, sidewalks, pedestrian ramps, and street lighting at the Woodbole / Gallivan housing development.	In Construction	Mattapan	\$ 2,138,441	No
School Department					
Access Improvements at Henderson Inclusion Upper School	Accessibility renovations including wheelchair ramps, elevator, and bus turnaround.	In Construction	Dorchester	\$ 1,400,000	No
Access Improvements at Henderson Inclusion Upper School Phase II	Accessibility improvements including bathroom and fire system upgrades.	To Be Scheduled	Dorchester	\$ 4,075,000	No
Boston Arts Academy	Conduct a feasibility study and develop schematic design plans in conjunction with the Massachusetts School Building Authority that results in the construction or renovation of a facility that supports the requirements of the Boston Arts Academy.	New Project	Fenway/Kenmore	\$ 1,700,000	Yes
Boston School Building Authority	A fund for major school building renovation initiatives.	New Project	Various neighborhoods	\$ 20,000,000	No

Project	Scope of Work	Status	Neighborhood	Total Project Budget	Operating Impact
Carter Development Center	Design and construct a building addition that will include appropriate and dedicated spaces for beneficial and critical instructional activities including aquatic, physical, creative arts and multi-sensory therapies.	New Project	South End	\$ 1,600,000	No
Critical Facility Repairs	A critical repair fund for emergency repairs to school facilities including roofs, windows, masonry, electrical and HVAC systems.	Annual Program	Various neighborhoods	\$ 962,650	No
Dearborn 6-12 STEM / Early College Academy	Design and construct a new STEM (Science, Technology, Engineering and Mathematics) school for grades 6 through 12 on the site of the current Dearborn School. The MSBA will partner with the City in the development and funding of this new school.	In Design	Roxbury	\$ 73,488,295	No
Door Replacement at Various Schools	Replace interior and exterior doors, hardware and classroom partitions at various school locations, including TechBoston Academy, Hale, Otis, and Winship.	Annual Program	Various neighborhoods	\$ 5,798,327	No
East Boston High School Windows	Replace windows at East Boston High School.	In Design	East Boston	\$ 3,450,000	Yes
Electrical Improvements at Various Schools	Electrical improvements and upgrade egress signage at various schools including the Mason, Chittick, Madison Park, McKay and Condon.	Annual Program	Various neighborhoods	\$ 3,550,000	No
Eliot School Access Improvements	New school entrance, accessible bathroom renovations, and sprinkler system at the Charter Street building.	To Be Scheduled	North End	\$ 4,500,000	No
Eliot School at 585 Commercial Street	Phase III: Design and construction to include building envelope, fire safety and retrofit of third floor of 585 Commercial Street.	In Construction	North End	\$ 36,250,000	No
Eliot School at North Bennet Street	Renovate North Bennet Street buildings which will provide additional classrooms to support the Eliot School's expansion as a K to 8 school.	In Construction	North End	\$ 23,018,867	Yes
English High School Building Envelope	Roof and window replacement, selective masonry repointing and curtain wall window replacement to attain greater energy efficiency.	New Project	Jamaica Plain	\$ 14,975,000	Yes
Environmental and Sustainability Improvements at Various Schools	School site remediation at various schools including the Alighieri, Frederick, Mildred Avenue, and Trotter schools.	New Project	Various neighborhoods	\$ 3,025,000	No
Exterior Renovations at Various Schools	Repair and replace exterior components including doors, lighting, or exterior site components such as stairs, walkways, and retaining walls at various schools including Adams, Dever, Harvard/Kent, Holmes, and Irving.	Annual Program	Various neighborhoods	\$ 6,256,924	No

Project	Scope of Work	Status	Neighborhood	Total Project Budget	Operating Impact
Fenway High School	Renovate existing building including new fire safety systems and construction of an addition to support cafeteria/auditorium.	In Construction	Mission Hill	\$ 12,000,000	No
Fire Systems at Various Schools	Upgrade or replacement of the fire alarm and/or fire protection system at various school buildings including the Barron Center and McKay.	Annual Program	Various neighborhoods	\$ 4,500,000	No
HVAC Improvements at Dorchester Academy	Install new roof top HVAC units at the former Cleveland building.	To Be Scheduled	Dorchester	\$ 450,000	No
HVAC Improvements at Various Schools	Replace the DDC controls and HVAC units at various schools including the James Curley, Harvard/Kent, and Irving.	Annual Program	Various neighborhoods	\$ 10,699,719	No
Interior Refurbishments at Various Schools	Interior improvements at various schools including the Edwards, Bradley, Gavin, Mary Lyon, TechBoston Academy, and McKay.	Annual Program	Various neighborhoods	\$ 4,518,774	No
Masonry Repairs at Various Schools	Exterior masonry restoration at various schools including the Mary Lyon, Dever, Lyndon, Russell, and Otis.	Annual Program	Various neighborhoods	\$ 11,918,380	No
Plumbing Improvements at Various Schools	Bathroom and other plumbing improvements at various schools including the Winship and Sumner.	Annual Program	Various neighborhoods	\$ 4,613,946	No
Quality Improvement Fund for Schools	Capital investment program targeting facility improvements at the Dudley Street Neighborhood School and the Mattahunt School in FY16.	Annual Program	Various neighborhoods	\$ 15,000,000	No
Quincy Upper Pilot School	Conduct a feasibility study and develop schematic design plans in conjunction with the Massachusetts School Building Authority that results in the construction or renovation of a facility that supports the requirements of the Josiah Quincy Upper School.	Study Underway	Bay Village	\$ 1,700,000	No
Roof Replacement at Burke High School	Replace roof at Burke High School.	New Project	Roxbury	\$ 900,000	No
Roof Replacement at Dudley Street Neighborhood School	Install new roof.	In Design	Roxbury	\$ 400,000	No
Roof Replacement at Various Schools	Replace roofs at various school locations including the Community Academy, Curley, Dever, Garfield, and McKay.	Annual Program	Various neighborhoods	\$ 7,023,918	No
School Facilities Master Plan	Develop a comprehensive, strategic long-range facilities master plan for Boston Public Schools that is cognizant of needs across all neighborhoods and anticipates shifts in the student population.	Study Underway	Various neighborhoods	\$ 1,600,000	No
School Yard Improvements at Murphy School	Design and construction of school yard improvements at the Murphy School.	Annual Program	Dorchester	\$ 500,000	No

Project	Scope of Work	Status	Neighborhood	Total Project Budget	Operating Impact
School Yard Repairs	Repairs and refurbishment of previously completed Boston Schoolyard Initiative sites.	Annual Program	Various neighborhoods	\$ 1,655,500	No
Security Related Improvements at Various Schools	Install intercom and clock systems, re-key doors, expand card access, replace exterior and various smoke doors, install motion detectors and other security related improvements.	Annual Program	Various neighborhoods	\$ 3,500,000	No
Technology Infrastructure II	Upgrades to technology infrastructure in support of PARCC testing.	Annual Program	Various neighborhoods	\$ 15,000,000	No
Window Replacement At Various Schools	Replace atrium window at English High and window balances at various other schools citywide.	Annual Program	Various neighborhoods	\$ 6,900,000	No
Window Replacements at 7 Schools	Complete a feasibility study and develop schematic designs for window replacement projects at Community Academy, Curley School, Ellis School, McKay K-8 School, Summer School, TechBoston Academy, and Young Achievers K-8 School in partnership with the MSBA.	New Project	Various neighborhoods	\$ 600,000	No
Transportation Department					
300 Frontage Road Improvements	Interior and exterior renovations to accommodate Boston Transportation Department operations.	New Project	South Boston	\$ 463,807	Yes
Accessible Pedestrian Signals	Purchase and install APS devices for new construction, major reconstructions, and by request as outlined in the City's response to the federal mandate.	Annual Program	Citywide	\$ 1,750,000	No
BTD Tow Lot Facility	Repairs and upgrades to building envelope and tow lot.	In Design	South Boston	\$ 6,000,000	No
Central Square	Urban redesign and improvements for Central Square including the intersections at Meridian and Saratoga Streets, and Porter and Bennington Streets.	In Construction	East Boston	\$ 7,700,000	No
Centre Street / South Street	Redesign portions of Centre Street and South Street in Jamaica Plain using a Complete Streets approach.	In Design	Jamaica Plain	\$ 400,000	No
Dudley Street	Roadway improvements from Shawmut Avenue to Harrison Avenue including six key Dudley Square intersections. The scope of work includes geometric changes, new traffic signal equipment and timing, bike lanes, and streetscape improvements.	In Design	Roxbury	\$ 9,000,000	No
Fenway Longwood Kenmore Improvements	Infrastructure improvements for Boylston Street and Audubon Circle. Develop a bicycle and pedestrian path connecting the Riverway with Fenway and Yawkey Stations.	To Be Scheduled	Fenway/Kenmore	\$ 12,500,000	No
Melnea Cass Boulevard	Reconstruct Melnea Cass Blvd. in conjunction with the South Bay Harbor Trail project. State and federal construction funding anticipated.	In Design	Roxbury	\$ 8,037,105	No

Project	Scope of Work	Status	Neighborhood	Total Project Budget	Operating Impact
Municipal Parking Lots	Lighting, paving, re-stripping, and other upgrades to municipal parking lots citywide.	In Construction	Citywide	\$ 1,785,000	No
Parking Meter Replacements	Replace and upgrade existing meter system.	New Project	Various neighborhoods	\$ 6,000,000	No
South Bay Harbor Trail	Design and construct an important link in the City's Greenway, connecting trails from the Fenway, the Southwest Corridor, Charles River Park, Broadway Bridge, and the Central Artery parks.	In Design	South End	\$ 3,850,000	No
Strategic Bicycle Network Project	Maximize usage in existing high volume bike lanes via construction of bike lane extensions and connections with citywide key bike corridors.	In Design	Citywide	\$ 6,602,763	Yes
Street Rule Book	Compile an electronic rulebook of citywide curbside parking regulations.	New Project	Various neighborhoods	\$ 500,000	No
Traffic Signal Construction Projects	Install new or upgrade existing traffic signals and controls, and communications, detection and monitoring equipment and systems at multiple bundled locations.	In Construction	Citywide	\$ 3,076,698	No
Traffic Signal Control Boxes	Purchase and install traffic signal control boxes.	Annual Program	Citywide	\$ 2,418,432	No
Traffic Signal Corridor Re-Timing Program	Retime traffic signal equipment along arterial corridors to improve traffic flow.	Annual Program	Citywide	\$ 1,250,000	No
Traffic Signal Equipment On-Call	Install new or upgrade existing traffic signals and controls, and communications, detection and monitoring equipment and systems based on in-house design plans.	Annual Program	Citywide	\$ 11,470,292	No
Traffic Signals at 9 Locations	Upgrade five traffic control signal locations and install new traffic control signals at four locations. Some locations require minor geometric changes to improve safety and operations. Accessible pedestrian ramps will be reconstructed as needed.	In Design	Various neighborhoods	\$ 3,487,107	No
Traffic Signals Battery Backup	Design, procurement, and installation of battery backup equipment for traffic signal boxes.	Annual Program	Citywide	\$ 690,000	No
Traffic Signals Design Services	Design services for traffic signals throughout the City.	Annual Program	Citywide	\$ 1,850,000	No
Transportation Planning	Develop neighborhood or strategic transportation action plans including traffic flow, major arterials, pedestrian safety, parking, bicycle access and regional project plans.	Annual Program	Citywide	\$ 2,107,237	No
Vision Zero	Implement roadway design changes to reduce speeds, control movements and improve visibility of vulnerable users.	New Project	Various neighborhoods	\$ 600,000	Yes
Warren Street and Blue Hill Avenue	Reconstruct Warren Street and Blue Hill Avenue (Dudley Square to Talbot Avenue) to improve connections to Grove Hall. State and federal construction funding anticipated.	In Design	Roxbury	\$ 2,977,900	No

City of Boston
Outstanding Principal by Statute as of April 30, 2015

Statute:		Outstanding @ April 30, 2015	Percent of Total Outstanding Debt
<u>General Purpose:</u>			
C44 s7 (13)	Acquisition of Fire or Police Boats	1,884,441	0.154
C44 s7 (20)	Acquisition of Land; Cemeteries	389,426	0.032
C44 s7 (21)	Architectural Services for Plans & Specs	205,480	0.017
C44 s7 (22)	Engineering or Architectural Services	5,790,634	0.473
C44 s7 (25)	Acquisition of Land; Parks and Playgrounds	81,103,684	6.628
C44 s7 (28)	Computer Hardware	56,912,871	4.651
C44 s7 (29)	Computer Software	10,920,286	0.892
C44 s7 (9)	Departmental Equipment	7,748,317	0.633
C44 s7 (3B)	Energy Conserv., Alternative Energy Improvements	3,235,800	0.264
C659 Acts 1986	BCH - Constr., Equipping, Furnishing	18,425,000	1.506
		\$ 186,615,939	15.251
<u>Urban Development:</u>			
C121B s20	Urban Redevelopment and Renewal	\$ 8,138,300	0.665
C1097 s11 Acts 1971	Economic Development and Industrial Corp.	5,998,282	0.490
		\$ 14,136,582	1.155
<u>Schools:</u>			
C645 s8 Acts 1948	School Project Loan	\$ 30,715,292	2.510
C642 s7B Acts 1991	Capital Improvements; Act of 1991	1,457,573	0.119
C642 s7C Acts 1996	Capital Improvements; Act of 1996	8,349,121	0.682
		\$ 40,521,986	3.312
<u>Public Buildings:</u>			
C44 s7 (3)	Construction of Buildings; Acquisition Of Land	\$ 221,262,030	18.082
C44 s7 (3A)	Remodeling and Extraordinary Repairs	534,172,702	43.653
C152, Act '97	Convention Center Refunding Bond	31,060,000	2.538
C642 s7A Acts 1973	Capital Improvements; Act of 1973	6,263,017	0.512
C642 s7B Acts 1991	Capital Improvements; Act of 1991	303,709	0.025
C642 s7C Acts 1996	Capital Improvements; Act of 1996	20,515,024	1.677
		\$ 813,576,481	66.487
<u>Public Works:</u>			
C44 s7 (1)	Construct/Re-Construct of Surface Drains, Sewers, etc.	\$ 1,726,460	0.141
C44 s7 (4)	Construction and/or Re-Construction of Bridges	49,789,076	4.069
C44 s7 (5)	Construction of Public Ways	49,785,812	4.069
C44 s7 (6)	Construction of Sidewalks	4,440,552	0.363
C44 s7 (7)	Construction of Walls or Dikes	85,904	0.007
C44 s7 (14)	Traffic Signal and Public Lighting Install., etc.	53,456,852	4.369
C44 s8 (4)	Reservoir Constr/Enlrg; Water Trmt Bldgs	920,846	0.075
C44 s8 (5)	Water Mains Laying, Re-Laying, Construct.	3,862,750	0.316
C44 s8 (7A)	Water Meter Purchase & Installation	88,362	0.007
C44 s8 (7C)	Water Dept. Equip.; Purchase, Replace., Rehab.	665,358	0.054
C44 s8 (24) C29C	Landfill; Closing, Opening, Improve. to (MW PAT)	3,997,040	0.327
		\$ 168,819,013	13.796
Grand Total = \$		1,223,670,000	100.00 %

CITY OF BOSTON
BOND - GROSS DEBT SERVICE PAYMENTS
@ April 30, 2015

- Stated in Five Year Intervals -
(\$ in thousands)

DATE OF ISSUE	TYPE	AMOUNT ISSUED	FY'15 through FY'20		FY'21 through FY'25		FY'26 through FY'30		FY'31 through FY'35		FY'15 through FY'35	
			Principal	Interest	Principal	Interest	Principal	Interest	Principal	Interest	Principal	Interest
April 1, 2015	GO	140,000	35,925	26,198	39,460	16,881	31,890	8,327	32,725	140,000	\$54,556	
April 1, 2015	REF	126,735	36,510	26,325	55,085	16,189	35,140	3,235	0	\$126,735	\$45,749	
March 26, 2014	GO	119,085	37,015	21,451	32,005	12,639	24,650	6,302	18,215	\$111,885	\$42,249	
March 26, 2014	GO/Dudley	33,915	6,135	6,431	7,835	4,736	9,665	2,904	9,125	\$32,760	\$15,001	
March 14, 2013	GO	109,095	32,840	17,514	28,145	9,528	21,735	4,389	13,780	\$96,500	\$32,266	
March 14, 2013	GO/Dudley	35,760	6,805	6,084	8,680	4,205	10,625	2,256	7,295	\$33,405	\$12,987	
March 14, 2013	REF	24,380	50	3,645	18,180	2,451	2,400	96	0	\$20,630	\$6,192	
October 12, 2012	GO/Dudley	28,865	5,845	3,891	7,085	2,655	8,330	1,409	5,585	\$26,845	\$9,210	
May 4, 2012	BCH REF	26,945	18,425	1,810	0	0	0	0	0	\$18,425	\$1,810	
April 2, 2012	GO	121,975	40,985	17,210	28,625	8,442	19,515	3,745	7,885	\$97,010	\$29,873	
April 2, 2012	REF	83,155	38,310	10,231	16,560	1,892	0	0	0	\$54,870	\$12,123	
April 1, 2011	Conv Ctr Ref	38,295	11,050	5,458	13,785	2,717	6,225	376	0	\$31,060	\$8,551	
April 1, 2011	GO	86,190	26,005	10,787	17,115	5,428	14,470	2,421	3,105	\$60,695	\$18,768	
April 1, 2011	QSCB	41,620	3,920	8,847	29,735	6,280	7,965	350	0	\$41,620	\$15,477	
April 1, 2011	REF	14,425	2,880	115	0	0	0	0	0	\$2,880	\$115	
April 1, 2010	QSCB	17,415	0	4,423	13,935	3,395	3,480	184	0	\$17,415	\$8,002	
April 1, 2010	REF	68,345	42,940	7,919	13,310	827	0	0	0	\$56,250	\$8,746	
April 1, 2010	RZEDB	16,685	11,435	2,635	3,210	987	2,040	326	0	\$16,685	\$3,948	
April 1, 2010	BAB	30,905	0	7,505	15,350	6,163	15,555	2,490	0	\$30,905	\$16,158	
April 1, 2010	GO	39,995	12,165	1,952	760	173	555	61	0	\$13,480	\$2,186	
November 4, 2009	QSCB	20,000	0	0	20,000	0	0	0	0	\$20,000	\$0	
May 27, 2009	REF	31,485	11,565	892	0	0	0	0	0	\$11,565	\$892	
March 18, 2009	GO	100,000	21,335	2,732	0	0	0	0	0	\$21,335	\$2,732	
March 18, 2009	REF	8,940	8,910	1,212	0	0	0	0	0	\$8,910	\$1,212	
March 20, 2008	GO	126,185	20,015	2,034	0	0	0	0	0	\$20,015	\$2,034	
March 22, 2007	GO	100,000	11,770	2,504	0	1,613	9,220	487	0	\$20,990	\$4,604	
March 22, 2007	REF	85,425	49,625	11,988	33,000	1,409	0	0	0	\$82,625	\$13,397	
January 31, 2006	GO	80,000	4,110	205	0	0	0	0	0	\$4,110	\$205	
October 15, 1999	MWPA	13,389	4,065	523	0	0	0	0	0	\$4,065	\$523	
			\$500,635	\$212,521	\$401,860	\$108,610	\$223,460	\$39,358	\$97,715	\$1,223,670	\$368,566	
				\$713,156	\$570,470	\$570,470	\$262,818	\$262,818	\$105,792		\$1,592,236	

% of Total Principal and Interest Retired in 5 Years: **40.9%**

% of Total Principal and Interest Retired in 10 Years: **73.8%**

% of Total Principal and Interest Retired in 15 Years: **87.1%**

% of Total Principal and Interest Retired in 20 Years: **92.0%**

% of Total Principal and Interest Retired in 20 Years: **100.0%**

% of Total Principal and Interest Retired in 20 Years: **100.0%**

% of Total Principal and Interest Retired in 20 Years: **100.0%**

CITY of BOSTON - DEBT SERVICE REQUIREMENTS - FISCAL YEARS 2014 through 2020

	Actual FY14	Projected FY15	Projected FY16	Projected FY17	Projected FY18	Projected FY19	Projected FY20
Gross Debt Service Requirements - Bonded Debt:							
Total Principal:	104,395,000.00	107,660,000.00	110,590,000.00	118,440,000.00	124,420,000.00	129,295,000.00	129,890,000.00
Total Interest:	49,144,539.77	54,879,592.46	55,497,597.89	56,357,579.90	57,135,518.19	57,953,950.35	58,705,466.25
(1) Total:	153,539,539.77	162,539,592.46	166,087,597.89	174,797,579.90	181,555,518.19	187,248,950.35	188,595,466.25
Less: Revenue Deemed Available from Related Sources:							
Boston Medical Center	0.00	0.00	0.00	0.00	0.00	0.00	0.00
Boston Public Health Commission	211,477.71	182,393.13	0.00	0.00	0.00	0.00	0.00
Water and Sewer Payments	0.00	0.00	0.00	0.00	0.00	0.00	0.00
(2) Premium, Subsidies, Other	10,322,202.30	8,520,908.96	3,651,497.00	3,584,191.94	3,502,660.51	3,418,863.47	3,308,755.72
Accrued Interest	0.00	100,000.00	100,000.00	100,000.00	100,000.00	100,000.00	100,000.00
(3) Irrigation Project	214,914.96	206,501.24	199,022.83	190,284.93	116,364.90	9,149.49	0.00
(4) 1010 Massachusetts Avenue Project	1,886,303.56	2,285,655.98	2,220,936.61	2,220,936.61	2,168,216.83	1,947,260.57	1,915,238.83
(5) Pension Management System	1,858,098.43	1,858,296.67	1,859,214.08	1,859,140.89	1,857,900.22	1,857,301.62	1,857,938.96
Interest on Loan to BOA Fund and Dudley Fund	0.00	146,664.50	0.00	0.00	0.00	0.00	0.00
(6) Room Occupancy Excise Fund	3,300,375.00	0.00	0.00	0.00	0.00	0.00	0.00
Plus: Interest on Temporary Loan Notes and Additional Items:							
Revenue Anticipation	0.00	159,000.00	3,000,000.00	3,000,000.00	3,000,000.00	3,000,000.00	3,000,000.00
Cost of Issuance	138,508.75	500,000.00	500,000.00	500,000.00	500,000.00	500,000.00	500,000.00
Dudley Sq. Site / Sec. 108	505,000.00	505,000.00	505,000.00	505,000.00	505,000.00	505,000.00	505,000.00
Lease Payment for Bolling Municipal Building	0.00	275,500.00	943,000.00	943,000.00	943,000.00	986,500.00	986,500.00
Sinking Fund for Nov., 2009 QSCB	1,454,545.44	1,454,545.44	1,454,545.44	1,454,545.44	1,454,545.44	1,454,545.44	1,454,545.44
School B.A.N.'s	0.00	0.00	0.00	0.00	0.00	0.00	0.00
Total Debt Service/Budget Summary:	137,844,222.00	152,133,217.42	164,415,380.24	173,245,570.97	180,212,921.17	185,857,420.64	187,353,578.18
Additional Adjustments:							
Less:							
School Construction Assistance	8,474,584.00	8,175,513.00	7,344,337.00	6,720,152.00	6,720,147.00	5,107,351.00	2,461,330.00
Total Net Debt Service Requirements:	129,369,638.00	143,957,704.42	157,071,043.24	166,525,418.97	173,492,774.17	180,750,069.64	184,892,248.18

NOTES:

- (1) FY15 - the City issued: \$140 million in General Obligation Bonds with a 20-year maturity and an average coupon rate of 4.18%; closing date: April 1, 2015. This issuance includes \$5.7 million issued for the Dudley Project. \$126.7 million in General Obligation Refunding Bonds with a 14-year maturity and an average coupon rate of 4.57%; closing date: April 1, 2015.
Assumptions:
FY16 - Assumes General Obligation debt issuance of \$140 million, with a 20 year maturity and an interest rate of 4.25 %.
FY17 and FY18 - Assumes General Obligation debt issuance of \$140 million per year, each with a 20 year maturity and an interest rate of 4.75 %.
FY19 and FY20 - Assumes General Obligation debt issuance of \$140 million per year, each with a 20 year maturity and an interest rate of 5.00 %.
- (2) An estimated Subsidy reduction to ARRA-related issuances of 7.3% per year from FY2016 through FY2020 has been applied in response to IRS w ithholding notifications.
- (3) Debt Service Costs will be offset by the "Fund for Parks and Recreation".
- (4) Debt Service Costs will be offset by charging City departments for the space they occupy.
- (5) Debt Service Costs will be offset by semi-annual payments from the Retirement Board.
- (6) On April 1, 2011, the City refunded the remaining balance of the April 15, 2002 Special Obligation Bonds for the Convention Center. Pledged revenues will be dedicated to the repayment of the debt service.

CITY of BOSTON RATE of PRINCIPAL RETIREMENT on GENERAL OBLIGATION BONDS
--

Fiscal Years Ending June 30, 2015 - 2035
@ APRIL 30, 2015

<u>Fiscal Year Ended June 30,</u> @ 4/30/15	<u>Amount</u>	<u>Percentage of Total Principal Amount Retired:</u>
2015 - 2020	\$ 500,635,000.00	40.91 %
2021 - 2025	401,860,000.00	32.84 %
2026 - 2030	223,460,000.00	18.26 %
2031 - 2035	97,715,000.00	7.99 %
	<u>\$ 1,223,670,000.00</u>	<u>100.00 %</u>

